

Post Plan No.

O.Q.M.G.: Plan No. 253 Building No. P 16

Place Fort McDowell, Angel Island, California (East Garrison)
 Designation of building Administration Building Capacity
 Total cost, \$ 7,075.00 Date completed July, 1911.
 Material: Walls Concrete Foundation Concrete
 Roof Tile Floors Wood floor and flooring.
 Total floor area above basement, square feet 3808
 Size: Main building 26' X 34' Wings None Basement None
 a Central Heating Plant Height of first floor above
 (How heated) ground 2'
 b Steam How lighted Electricity
 (Type of heat) Water connections 1"
 c C.H.P. Sewer connections 6"
 (Type of domestic hot water heater) Gas connections None

COOKING RANGES INSTALLED (Give quantity and size)
 Coal None
 Gas None
 Electric None
 Oil None
 Steam None

REFRIGERATORS INSTALLED (Give quantity and size)
 Gas None
 Electric None
 Ice None

METERS INSTALLED (Give quantity and capacity)
 Gas None
 Electric 1-each
 Oil None
 Steam None
 Water None



ADDITIONS AND INSTALLATIONS

(Below enter chronologically all modifications, additions, introductions of water, sewer, lights, heating, etc.)

| DATE | | COST | DATE | | COST |
|---------|--|-----------|------|--|------|
| | Expenditures from 12/29/11 to 5/10/38 | \$1340.27 | | | |
| 3-16-42 | General Rehabilitation. Total includes \$467.69 Electrical re-wiring, \$838.18 Carpentry \$343.41 Plastering, \$540.87 Interior and exterior painting and \$223.29 for repairs to roofing | \$2413.44 | | | |
| | | | | | |
| | | | | | |
| | | | | | |
| | | | | | |
| | | | | | |
| | | | | | |
| | | | | | |
| | | | | | |
| | | | | | |
| | | | | | |


INSTRUCTIONS.—“a” State whether heated from central heating or by individual heating plants, stoves, furnaces, or fireplaces.
 “b” State whether steam, vapor, hot water, or hot air.
 “c” State whether gas, coal, oil, or central heating plant.

See reverse side of form.

Post Plan No.

O. Q. M. G.: Plan No. 270-A Building No. P 12,13,14,15

Place Fort McDowell, Angel Island, California (East Garrison)
 Designation of building Officer's Quarters (4-Family) Capacity 4-Co. Off.
 Total cost, \$ 29,230.00 Date completed August, 1916.
 Material: Walls Concrete Foundation Concrete
 Roof Tile Floors Wood floor and flooring.
 Total floor area above basement, square feet 9000
 Size: Main building 140'11" X 35'10" Wings None Basement 28X30' (Each)
 a Central Heating Plant Height of first floor above ground 3'6"
 (How heated)
 b Steam How lighted Electricity
 (Type of heat) Water connections 1 1/2"
 c C.H.P. Sewer connections 6"
 (Type of domestic hot water heater) Gas connections None
COOKING RANGES INSTALLED **METERS INSTALLED**
 Coal, No. 2-ea., US#3 REFRIGERATORS INSTALLED Gas, No. None
 Gas, No. None None Electric, No. 3-ea.
 Electric, No. 4-ea., 4-burner Oil, No. None
 Oil, No. None Steam, No. None
 Steam, No. None Water, No. None



Appropriations:
 O.P. 765-03-2-19
 O.P. 65-2-03-175

ADDITIONS AND INSTALLATIONS

(Below enter chronologically all modifications, additions, introductions of water, sewer, lights, heating, etc.)


| DATE | | COST | DATE | COST |
|---------|---|-------------|------|------|
| 5-27-40 | Expenditures from 12/22/11, to date, | \$1,572.75 | | |
| 3-25-42 | General Rehabilitation completed and accomplished by WPA from WPA funds. Total Cost includes \$39,742.53 WPA labor and \$15,252.05 for WPA material and installations incidental thereto. | \$54,994.58 | | |
| | | | | |
| | | | | |
| | | | | |
| | | | | |
| | | | | |
| | | | | |
| | | | | |
| | | | | |
| | | | | |
| | | | | |
| | | | | |
| | | | | |
| | | | | |
| | | | | |
| | | | | |
| | | | | |
| | | | | |
| | | | | |
| | | | | |
| | | | | |

INSTRUCTIONS.—"a" State whether heated from central heating or by individual heating plants, stoves, furnaces, or fireplaces.
 "b" State whether steam, vapor, hot water, or hot air.
 "c" State whether gas, coal, oil, or central heating plant.

See next form

Post Plan No. _____
 6473-1020x
 O. Q. M. C.: Plan No. 270 - A Building No. 8, 9, 10, 11

Place Fort McDowell, Angel Island, California. (East Garrison) *4 ees*
 Designation of building Officers Quarters Capacity 2 Capt.-2-Lts.
 Total cost, \$ 23,259.00 Date completed August, 1911
 Material: Walls Concrete Foundation Concrete
 Roof Tile Floors Wood
 Total floor area above basement, square feet 9,000.
 Size: Main building 140'1" X 35'10" Wings 0 Basement 3889 sq.ft.
 a ~~Furnace~~ radiation 883 sq.ft. Height of first floor above ground 2'6"
Central Heating Plant heated (11-6-31)
 b Hot Water Steam How lighted Electricity
Circulating Tank (Type of heat) Water connections Yes
 c ~~Hot water heater~~ 300 (Coal Burning. Cap.600 gal. Disconnected) Sewer connections Yes
 (Type of domestic hot water heater) 11-6-31 Gas connections No
 COOKING RANGES INSTALLED METERS INSTALLED
 Coal, No. 4 - Nor-3 Range Gas, No. None (544975 - 409166
 Gas, No. None Electric, No. (409162 - 190327
 Electric, No. None 4 (4-Burner) Oil, No. None
 Oil, No. None Steam, No. None
 Steam, No. None Water, No. None



ADDITIONS AND INSTALLATIONS

(Below enter chronologically all modifications, additions, introductions of water, sewer, lights, heating, etc.)

| DATE | | COST | DATE | COST |
|----------|---|-----------------------|------|------|
| 12-29-11 | Installed window shades | 57.60 | | |
| 1-9-12 | Installed screen doors and windows | 364.44 | | |
| 12-5-29 | Installed Westinghouse Electric Ranges. | 238.08 | | |
| 12-5-29 | Installed Coal Burning Water Heaters. | 110.00 | | |
| 11-6-31 | Installed tank, hot water storage, circulating, 250 gal. capacity. | 80.00 | | |
| 6-14-40 | Complete rehabilitation and renovation of interior (Bldg. #8) | <i>CR</i> \$12,359.84 | | |
| 6-14-40 | Plumbing and steam repairs and replacements. (Bldg. #11) | <i>CR</i> \$10,676.52 | | |
| | | | | |
| | | | | |
| | | | | |
| | | | | |
| | | | | |
| | | | | |
| | | | | |
| | | | | |
| | | | | |
| | | | | |
| | | | | |
| | | | | |
| | | | | |
| | | | | |
| | | | | |

INSTRUCTIONS.—“a” State whether heated from central heating or by individual heating plants, stoves, furnaces, or fireplaces.
 “b” State whether steam, vapor, hot water, or hot air.
 “c” State whether gas, coal, oil, or electrical heating plant.

Post Plan No. _____

O.Q.M.C.: Plan No. 270-A Building No. P 8,9,10,11

Place Fort McDowell, Angel Island, California (East Garrison)
 Designation of building Officer's Quarters Capacity 4-Co. Off.
 Total cost, \$ 23,259.00 Date completed August, 1911.
 Material: Walls Concrete Foundation Concrete
 Roof Tile Floors Wood floor and flooring.
 Total floor area above basement, square feet 9000
 Size: Main building 140'1" X 35'10" Wings None Basement 22'x30' (each)
 a Central Heating Plant Height of first floor above ground 3'6"
 (How heated)
 b Steam How lighted Electricity
 (Type of heat) Water connections 1 1/2"
 c C.H.P. Sewer connections 6"
 (Type of domestic hot water heater) Gas connections None

COOKING RANGES INSTALLED
 (Give quantity and size)

Coal 3-cu, No. 3
 Gas None
 Electric 4 ea, 4-burner
 Oil None
 Steam None

REFRIGERATORS INSTALLED
 (Give quantity and size)

Gas None
 Electric None
 Ice None

METERS INSTALLED
 (Give quantity and capacity)

Gas None
 Electric 8-each
 Oil None
 Steam None
 Water None



Appropriations:
 O.P. 765-0-2-10
 O.P. 65-2-0-174

ADDITIONS AND INSTALLATIONS

(Below enter chronologically all modifications, additions, introductions of water, sewer, lights, heating, etc.)

| DATE | | COST | DATE | COST |
|----------|---|-------------|------|------|
| 11-12-40 | Expenditures from 12/29/11, to date. | \$6,598.46 | | |
| 3-25-42 | General Rehabilitation completed by WPA from TA funds. Total cost includes \$30,000.00 WPA labor and \$13,768.26 WPA material and for installations incidental thereto. | \$44,757.24 | | |
| | | | | |
| | | | | |
| | | | | |
| | | | | |
| | | | | |
| | | | | |
| | | | | |
| | | | | |
| | | | | |
| | | | | |
| | | | | |
| | | | | |
| | | | | |

INSTRUCTIONS.—“a” State whether heated from central heating or by individual heating plants, stoves, furnaces, or fireplaces.
 “b” State whether steam, vapor, hot water, or hot air.
 “c” State whether gas, coal, oil, or central heating plant.

See reverse side of form.


Post Plan No. 6473-1024x
O. Q. M. G.: Plan No. 235 - A Building No. 7

See next Form

Place Fort McDowell, Angel Island, California. (East Garrison)
Designation of building Officer's Quarters Capacity 1-Fld.Off.
Total cost, \$ 8,638.00 Date completed July, 1911.
Material: Walls Concrete Foundation Concrete
Roof Tile Floors Wood
Total floor area above basement, square feet 3,600.
Size: Main building 40'0" X 33'0" Wings 19'9" X 7'0" Basement 1440 Sq.ft.
a ~~Furnace~~ Central Heating Plan 363.4 sq.ft. radiation. Height of first floor above ground 3'6"
Hot Water (11-6-31) Steam Electricity
b Circulating Tank (Type of heat)
c ~~Tobasco heater~~ Coal Burning. Cap. 40 gal (Disconnected) 11-6-31
Water connections Yes
Sewer connections Yes
Gas connections No

COOKING RANGES INSTALLED
Coal, No. 1 - No. 3 Range
Gas, No. None
Electric, No. None 1 (4-Burner)
Oil, No. None
Steam, No. None

METERS INSTALLED
Gas, No. None
Electric, No. 544974
Oil, No. None
Steam, No. None
Water, No. None



ADDITIONS AND INSTALLATIONS

(Below enter chronologically all modifications, additions, introductions of water, sewer, lights, heating, etc.)

| DATE | | COST | DATE | COST |
|----------|--|----------------|------|------|
| 12-29-11 | Installed window shades | 22.75 | | |
| 1-9-12 | Installed window and door screens | 137.30 | | |
| 9-19-19 | Installed heating system | 1,241.00 | | |
| 12-5-29 | Installed Westinghouse Console Electric Range. | 59.52 | | |
| 12-5-29 | Installed Coal Burning water heater. | 56.11 | | |
| 11-6-31 | Installed Tank, storage, horizontal, Hot Water Circulating, 66 gals. capacity. | 36.50 | | |
| 6-14-40 | Partial rehabilitation of interior. | CR \$ 4,285.07 | | |

INSTRUCTIONS.—“a” State whether heated from central heating or by individual heating plants, stoves, furnaces, or fireplaces.
“b” State whether steam, vapor, hot water, or hot air.
“c” State whether gas, coal, oil, or central heating plant.


Post Plan No. _____

O. Q. M. C.: Plan No. 235-A Building No. P 7

Place Fort McDowell, Angel Island, California (east Garrison)
Designation of building Officer's Quarters Capacity 1- P.O.
Total cost, \$ 8,638.00 Date completed July, 1911.
Material: Walls Concrete Foundation Concrete
Roof Tile Floors Wood floor and flooring.
Total floor area above basement, square feet 3600
Size: Main building 48' X 33' Wings 19'9" X 7'0" Basement 28' X 30'
a Central Heating Plant Height of first floor above ground 3'6"
(How heated.)
b Steam How lighted Electricity
(Type of heat)
c C.H.P. Water connections 1"
(Type of domestic hot water heater) Sewer connections 6"
Gas connections None

COOKING RANGES INSTALLED METERS INSTALLED
Coal, No. None REFRIGERATORS INSTALLED Gas, No. None
Gas, No. None None Electric, No. 2-eg
Electric, No. 1- ea, 4-burner Oil, No. None
Oil, No. None Steam, No. None
Steam, No. None Water, No. None

APPN' S.
O. P. 765-05-2-19



ADDITIONS AND INSTALLATIONS

(Below enter chronologically all modifications, additions, introductions of water, sewer, lights, heating, etc.)

| DATE | DESCRIPTION | COST | DATE | COST |
|----------|---|------------|------|------|
| 11-14-39 | Expenditures from 12/29/11, to date. | \$2,610.07 | | |
| 3-25-42 | General Rehabilitation completed and accomplished by WPA from WPA funds. Total cost includes \$3,574.48 WPA labor and \$710.50 WPA material and for installations incidental thereto. | \$4,285.07 | | |
| | | | | |
| | | | | |
| | | | | |
| | | | | |
| | | | | |
| | | | | |
| | | | | |
| | | | | |
| | | | | |
| | | | | |
| | | | | |
| | | | | |

INSTRUCTIONS.—"a" State whether heated from central heating or by individual heating plants, stoves, furnaces, or fireplaces.
"b" State whether steam, vapor water, or hot air.
"c" State whether gas, coal, oil, central heating plant.

See New Form

Post Plan No. 6473-1023x

O. Q. M. G.: Plan No. 235-A Building No. 6

Place Fort Mc Dowell, Angel Island, California (East Garrison)
 Designation of building Officers Quarters Capacity 1-Field Off.
 Total Cost, \$ 8838.00 Date completed July 1911
 Material: Walls Concrete Foundation Concrete
 Roof Tile Floors wood
 Total floor area above basement, square feet 3600 Sq.ft.
 Size: Main building 48'-12" x 33'-0" Wings 19'-9" x 7'-0" Basement
 a- ~~Furnace~~ Coal ~~74-20-47~~, 363.4 sq.ft. radiation Height of first floor above ground
 Central Heating Plant (How heated) 11-6-31
 b- ~~Hot Water~~ Steam How lighted Electricity
 Hot Water Circulating Tank (Type of tank) Disc. Connected Water connections Yes
 c- Coal Burning. Capacity 40 gal. (Disc. Connected) Sewer connections Yes
 (Type of domestic hot water heater) 11-6-31 Gas connections No
 COOKING RANGES INSTALLED METERS INSTALLED
 Coal, No. 1-No. 5 Army Range Gas, No. None
 Gas, No. None Electric, No. 545203
 Electric, No. None 1 (4-Burner) Oil, No. None
 Oil, No. None Steam, No. None
 Steam, No. None Water, No. None



ADDITIONS AND INSTALLATIONS

(Below enter chronologically all modifications, additions, introductions of water, sewer, lights, heating, etc.)

| DATE | | COST | DATE | DATE |
|----------|---|-------------|------|------|
| 12/29/11 | Window shades installed | 22.75 | | |
| 1/9/12 | Screen doors and windows installed | 116.30 | | |
| 9/19/19 | Heating system installed | 1241.00 | | |
| 12-5-29 | Installed Westinghouse Electric Range. | 59.52. | | |
| 12-5-29 | Installed Coal Burning Water Heater. Cap.40 gal. | 56.11 | | |
| 11-6-31 | Installed tank, storage, horizontal, Hot Water Circulating, 66 gal. capacity. | 36.50 | | |
| 6-14-40 | Rehabilitation and renovation of interior. CR | \$16,118.76 | | |
| | | | | |
| | | | | |
| | | | | |
| | | | | |
| | | | | |
| | | | | |
| | | | | |
| | | | | |
| | | | | |
| | | | | |
| | | | | |
| | | | | |
| | | | | |
| | | | | |
| | | | | |

INSTRUCTIONS—"a" State whether heated from central heating or by individual heating plants, stoves, furnaces, or fireplaces.
 "b" State whether steam, vapor, hot water, or hot air.
 "c" State whether gas, coal, oil, or central heating plant.

See reverse side of form.

Post Plan No.

APP. 1942 O. Q. M. G.: Plan No. 235-A Building No. P 6

Place Fort Mc Dowell, Angel Island, California (East Garrison)
 Designation of building Officer's Quarters Capacity 1-F.O.
 Total cost, \$ 8,838.00 Date completed July, 1911.
 Material: Walls Concrete Foundation Concrete
 Roof Tile Floors Wood floor and flooring.
 Total floor area above basement, square feet 3600
 Size: Main building 48' X 33' Wings 19'9" X 7'10" Basement 28' X 30'
 a Central Heating Plant Height of first floor above ground 3'6"
 (How heated.)
 b Steam How lighted Electricity
 (Type of heat) Water connections 1"
 c C.H.P. Sewer connections 6"
 (Type of domestic hot water heater) Gas connections None

COOKING RANGES INSTALLED **METERS INSTALLED**
 Coal, No. 1 ea. US#3 REFRIGERATORS INSTALLED Gas, No. None
 Gas, No. None None Electric, No. 2- ea.
 Electric, No. 1 ea. 4-burner Oil, No. None
 Oil, No. None Steam, No. None
 Steam, No. None Water, No. None



APPN' S.
 O.P. 765-08-19

ADDITIONS AND INSTALLATIONS

(Below enter chronologically all modifications, additions, introductions of water, sewer, lights, heating, etc.)

| DATE | | COST | DATE | | COST |
|----------|--|-------------|------|--|------|
| 11/1/39. | Expenditures from 12/29/11, to date. | \$2,487.68 | | | |
| 3-25-42 | General Rehabilitation completed and accomplished by WPA from WPA funds. Total cost includes \$11,223.23 WPA Labor and \$4,895.53 for WPA material and incidental thereto. | \$16,118.76 | | | |
| | | | | | |
| | | | | | |
| | | | | | |
| | | | | | |
| | | | | | |
| | | | | | |
| | | | | | |
| | | | | | |
| | | | | | |
| | | | | | |
| | | | | | |
| | | | | | |
| | | | | | |
| | | | | | |
| | | | | | |
| | | | | | |
| | | | | | |
| | | | | | |
| | | | | | |
| | | | | | |
| | | | | | |
| | | | | | |
| | | | | | |
| | | | | | |
| | | | | | |

INSTRUCTIONS.—"a" State whether heated from central heating or by individual heating plants, stoves, furnaces, or fireplaces.
 "b" State whether steam, vapor, water, or hot air.
 "c" State whether gas, coal, oil, or central heating plant.

See New Form

Post Plan No. 6475-1022-X

O. Q. M. G.: Plan No. 235 - A Building No. 5

Place Fort McDowell, Angel Island, California. (East Garrison)
 Designation of building Officer's Quarters Capacity 1 Flid.Off.
 Total cost, \$ 8,300.00 Date completed July, 1912
 Material: Walls Concrete Foundation Concrete
 Roof Tile Floors Wood
 Total floor area above basement, square feet 3,600.
 Size: Main building 48'0" X 33'0" Wings 19'9" X 7'0" Basement 1440 sq.ft.
 a Furnace, Argo #19 363.4 sq.ft. Radiation. Height of first floor above ground 3'6"
Central Heating Plant (10-24-31)
 b Hot Water Steam How lighted Electricity
Hot Water Circulating Tank Water connections Yes
 c Tobasco Heater, #1 D-300 (Coal Burning - Sewer connections Yes
 (Type of domestic hot water heater) Disconnected Gas connections No
 10-24-31
 COOKING RANGES INSTALLED METERS INSTALLED
 Coal, No. 1 No. 3 Army Range. Gas, No. None
 Gas, No. None Electric, No. 545202
 Electric, No. None 1 (4-Bumer) Oil, No. None
 Oil, No. None Steam, No. None
 Steam, No. None Water, No. None



ADDITIONS AND INSTALLATIONS

(Below enter chronologically all modifications, additions, introductions of water, sewer, lights, heating, etc.)

| DATE | | COST | DATE | COST |
|----------|--|-------------|------|------|
| 9 - 19 | Installed Heating system | 1,241.00 | | |
| 11-12-26 | Installed Heater, Tobasco, #300 | 153.00 | | |
| 12-5-29 | Installed Westinghouse Electric Range. | 59.52 | | |
| 12-5-29 | Installed Coal Burning Water Heater. | 56.11 | | |
| 10-24-31 | Installed Tank, storage, horizontal, Hot Water Circulating, capacity 66 gals. | 36.50 | | |
| 6-14-40 | Renovation and rehabilitation of interior. CR | \$10,261.67 | | |

INSTRUCTIONS.—“a” State whether heated from central heating or by individual heating plants, stoves, furnaces, or fireplaces.
 “b” State whether steam, vapor, hot water, or hot air.
 “c” State whether gas, coal, oil, or central heating plant.

See reverse side of form.

Post Plan No. _____

O.Q.M.G.: Plan No. 235-A Building No. P 5

Place Fort Mc Dowell, Angel Island, California (East Garrison)
Designation of building Officer's Quarters Capacity 1-F.O.
Total cost, \$ 8,300.00 Date completed July, 1912.
Material: Walls Concrete Foundation Concrete
Roof Tile Floors Wood floor and flooring.
Total floor area above basement, square feet 3600
Size: Main building 48' X 33' Wings 19'9" X 7'0" Basement 30' X 20'
a Central Heating Plant Height of first floor above
(How heated) ground 3'6"
b Steam How lighted Electricity
(Type of heat) Water connections 1"
c C.H.P. Sewer connections 6"
(Type of domestic hot water heater) Gas connections None

COOKING RANGES INSTALLED

(Give quantity and size)
Coal 1 ea, US# 3
Gas None
Electric 1- ea, 4-burner
Oil None
Steam None

REFRIGERATORS INSTALLED

(Give quantity and size)
Gas None
Electric None
Ice None

METERS INSTALLED

(Give quantity and capacity)
Gas None
Electric 2-ea.
Oil None
Steam None
Water _____

Appn's:

O.P. 765-03-2-19

O.P. 65-2-08-174

ADDITIONS AND INSTALLATIONS

(Below enter chronologically all modifications, additions, introductions of water, sewer, lights, heating, etc.)

| DATE | COST | DATE | COST |
|----------|---|------|------|
| 11-12-40 | Expenditures from 9/19/12, to date. \$3,090.79 | | |
| 3-25-42 | General rehabilitation completed and accomplished by WPA from WPA funds. Total cost includes \$7,220.84 WPA labor and \$3,298.22 for WPA material and installations incidental thereto. \$10,519.06 | | |
| | | | |
| | | | |
| | | | |
| | | | |
| | | | |
| | | | |
| | | | |
| | | | |
| | | | |
| | | | |
| | | | |
| | | | |
| | | | |
| | | | |
| | | | |
| | | | |

INSTRUCTIONS.—“a” State whether heated from central heating or by individual heating plants, stoves, furnaces, or fireplaces.
“b” State whether steam, vapor, hot water, or hot air.
“c” State whether gas, coal, oil, or central heating plant.



See Ref Form

Post Plan No.
6473-1019-X
O. Q. M. C.: Plan No. 270 - A Building No. 1, 2, 3, 4.

Place Fort McDowell, Angel Island, California. (East Garrison) *4 Co. O.*
Designation of building Officers quarters Capacity 2--Capts.
Total cost, \$ 22,659.00 Date completed January 1912. Capacity 2--Lieute.
Material: Walls Concrete Foundation Concrete
Roof Tile Floors Wood
Total floor area above basement, square feet 9,000
Size: Main building 140'1" X 35'10" Wings None Basement 3889 sq.ft.
a Parsons Ideal #W-22-5, 883 sq.ft. Radiation. Height of first floor above ground 3'6"
Central Heating Plant (11-6-31)
b Hot Water Steam How lighted Electricity
Hot Water Circulating Tank. Water connections Yes
c Tubasco heater, #300. (Coal Burning. 600 gal. Sewer connections Yes
(Type of domestic hot water heater) Disconnected) Gas connections None
11-6-31.

COOKING RANGES INSTALLED
Coal, No. 4 No. 3 Army Ranges
Gas, No. None
Electric, No. four 4 (4 Burner)
Oil, No. None
Steam, No. None

METERS INSTALLED
Gas, No. None
Electric, No. (190352 - 499150)
Oil, No. None (409236 - 272250)
Steam, No. None
Water, No. None



ADDITIONS AND INSTALLATIONS

(Below enter chronologically all modifications, additions, introductions of water, sewer, lights, heating, etc.)

| DATE | | COST | DATE | COST |
|----------|--|-------------|------|------|
| 12-29-11 | Installed window shades | 29.00 | | |
| 1- 9-12 | Installed window screens | 136.22 | | |
| 1- 9-12 | Installed door screens | 35.00 | | |
| 12-5-29 | Installed 4 Westinghouse Console Electric Ranges. | 238.00 | | |
| 12-5-29 | Installed 4 Coal Burning Water Heaters #15.1. | | | |
| 11-6-31 | Installed Hot Water circulating storage tank, horizontal. 300 gal. capacity. | 50.00 | | |
| 6-14-40 | Complete renovation and rehabilitation of interior (Building No. 1) | \$15,228.39 | | |
| 6-14-40 | Repaired roof. (Building No. 2) | 154.83 | | |
| 6-14-40 | Painting and minor carpentry repairs (Bldg. #3) | 287.39 | | |
| 6-14-40 | Complete renovation and rehabilitation of interior (Bldg. # 4) | 16,813.41 | | |
| 4-9-41 | Bldg. #3 State Project: Complete rehabilitation All necessary carpentry repairs, repair and replacement of electric, plumbing, heating lines, replace plumbing and electrical fixtures, all lath and plaster, paint interior, and repair roof. See letter - 4-9-41 | 10,410.81 | | |

INSTRUCTIONS.—“a” State whether heated from central heating or by individual heating plants, stoves, furnaces, or fireplaces.
“b” State whether steam, vapor, hot water, or hot air.
“c” State whether gas, coal, oil, or central heating plant.

Post Plan No. _____

O.Q.M.G.: Plan No. 270-A Building No. P. 1, 2, 3, 4

Place Fort McDowell, Angel Island, California (East Garrison)
 Designation of building Officer's Quarters (1-Family) Capacity 4-Co., Off.
 Total cost, \$ 22,659.00 Date completed January, 1912.
 Material: Walls Concrete Foundation Concrete.
 Roof Tile Floors Wood floor and flooring.
 Total floor area above basement, square feet 9000
 Size: Main building 140'11" X 35'10" Wings None Basement 28' X 20' (Each)
 a Central Heating Plant #1 Height of first floor above ground 2'6"
 (How heated)
 b Steam How lighted Electricity
 (Type of heat)
 c C.H.P. Water connections 1"
 (Type of domestic hot water heater) Sewer connections 6"
 Gas connections None

| COOKING RANGES INSTALLED | REFRIGERATORS INSTALLED | METERS INSTALLED |
|--------------------------------|--------------------------|------------------------------|
| (Give quantity and size) | (Give quantity and size) | (Give quantity and capacity) |
| Coal <u>2-ea. 18"3</u> | Gas <u>None</u> | Gas <u>None</u> |
| Gas <u>None</u> | Electric <u>None</u> | Electric <u>2-each</u> |
| Electric <u>4-ea. 4-burner</u> | Ice <u>None</u> | Oil <u>None</u> |
| Oil <u>None</u> | | Steam <u>None</u> |
| Steam <u>None</u> | | Water <u>None</u> |



Appropriations:
 O.P. 765-08-2-19
 O.P. 65-2-08-174

ADDITIONS AND INSTALLATIONS

(Below enter chronologically all modifications, additions, introductions of water, sewer, lights, heating, etc.)

| DATE | | COST | DATE | COST |
|----------------|---|--------------------|------|------|
| <u>1-9-12</u> | <u>Expenditures from 12/30/11, to date.</u> | <u>\$1065.23</u> | | |
| <u>3-25-12</u> | <u>General Rehabilitation completed by WPA from WPA funds. Total Cost includes \$40,105.52 WPA labor and \$15,632.11 for WPA material and installations incidental thereto.</u> | <u>\$55,654.63</u> | | |
| | | | | |
| | | | | |
| | | | | |
| | | | | |
| | | | | |
| | | | | |
| | | | | |
| | | | | |
| | | | | |

INSTRUCTIONS.—“a” State whether heated from central heating or by individual heating plants, stoves, furnaces, or fireplaces.
 “b” State whether steam, vapor, hot water, or hot air.
 “c” State whether gas, coal, oil, or central heating plant.

DEC 15 1940

RECRUIT DEPOT FORT McDOWELL ANGEL ISLAND CALIFORNIA.

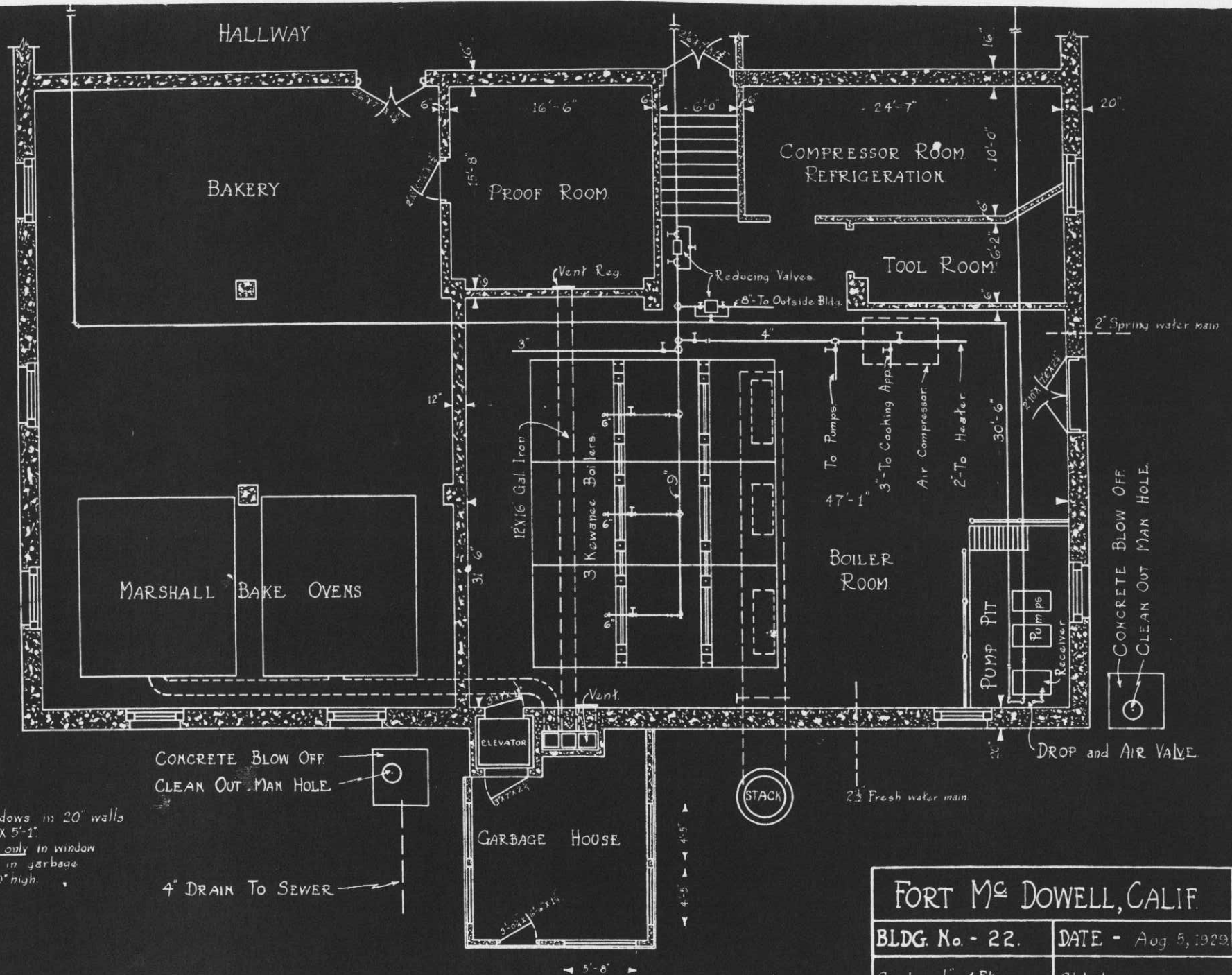
Scale in feet

Reduced from a Blueprint of Map made under the direction of the
Constructing Q.M. Fort McDowell, December, 1913 and other official
information.

Underlined figures in brackets show 1935 A' scale
D'QMC Plan No. of adjacent structure

LEGEND

| | | |
|----------------|----------------|---------------------|
| Frame Building | — Sewer Main | — Yard Hydrant |
| Propriet | — Manhole | — Transducer |
| Concrete | — Lampole | — Incandescent Lamp |
| Brick | — Flush Tank | — Roadway |
| Cor. Iron | — Water Main | — Fence |
| Drain | — Gate Valve | — Walk |
| Catch Basin | — Fire Hydrant | |



NOTE:

All windows in 20" walls are 4'-6" X 5'-1".
Screen only in window openings in garbage house, 20" high.

| | |
|------------------------|--|
| FORT Mc DOWELL, CALIF. | |
| BLDG. No. - 22. | DATE - Aug 5, 1929. |
| Scale. - 1/8" = 1 Ft. | Chk. by. |
| Dwn. by. - W.O.M. | Approved: <i>[Signature]</i> 1st. Lieut. V.M.C. |

FLOOR PLAN OF CENTRAL HEATING PLANT.

See New Form

Post Plan No.

O. Q. M. G.: Plan No. 253 Building No. 16

Place Fort McDowell, Angel Island, California. (East Garrison)
 Designation of building Administration Building. Capacity _____
 Total cost, \$ 7,075.60 Date completed July, 1911
 Material: Walls Concrete Foundation Concrete
 Roof Tile Floors Wood
 Total floor area above basement, square feet 3,200.
 Size: Main building 56'0" X 34'0" Wings 0 Basement None
 a Central Heating Plant, 381 sq. ft. radiation Height of first floor above
 (How heated) ground 2'
 b Steam How lighted Electricity
 (Type of heat) Water connections Yes
 c Central Heating Plant Sewer connections Yes
 (Type of domestic hot water heater) Gas connections No

COOKING RANGES INSTALLED METERS INSTALLED
 Coal, No. None Gas, No. None
 Gas, No. None Electric, No. 54809
 Electric, No. None Oil, No. None
 Oil, No. None Steam, No. None
 Steam, No. None Water, No. None



ADDITIONS AND INSTALLATIONS

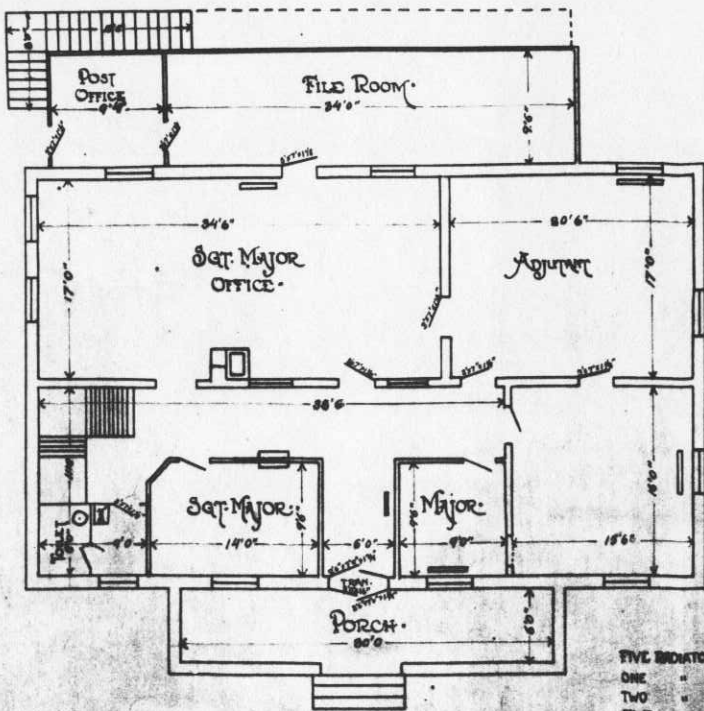
(Below enter chronologically all modifications, additions, introductions of water, sewer, lights, heating, etc.)

| DATE | | COST | DATE | COST |
|----------|---|------------|------|------|
| 12-29-11 | Installed window shades | 22.75 | | |
| 1- 9-12 | Installed door and window screens | 104.50 | | |
| 6-15-18 | Additional room added, 9' X 14' | 307.39 | | |
| 9-12-26 | Two story addition, frame, 10' X 45'4" | 600.00 | | |
| 9-27-26 | Extention electric wiring | 20.28 | | |
| 10- 9-26 | Installed three additional doors, 2'8" X 6'8" | 10.50 | | |
| | Installed eight additional windows, 3' X 5'9" | 80.80 | | |
| 3-15-27 | Installed eight additional window shades | 14.50 | | |
| 3- 3-28 | <u>1st Floor:</u> Window cut through outside wall in Sgt. Major's Office; window frame | 26.00 | | |
| | Window cut between hall and file room; window frames 3' X 5'8" | 26.50 | | |
| | Wall removed between Sgt. Major's office and File Room; | 5.50 | | |
| | <u>2nd Floor:</u> Window cut through outside wall of Pay Office; 2'10" X 5'6" | 25.75 | | |
| 2-25-29 | Installed slop sink, 16" X 16" | 24.80 | | |
| 6-14-40 | Minor repairs and painting. <i>CR</i> | \$3,252.51 | | |

INSTRUCTIONS.—“a” State whether heated from central heating or by individual heating plants, stoves, furnaces, or fireplaces.
 “b” State whether steam, vapor, hot water, or hot air.
 “c” State whether gas, coal, oil, or central heating plant.

See reverse side of form.

BLDG. No 16
 DRAWN BY, V'SIC
 CHECKED BY, J.W.H.

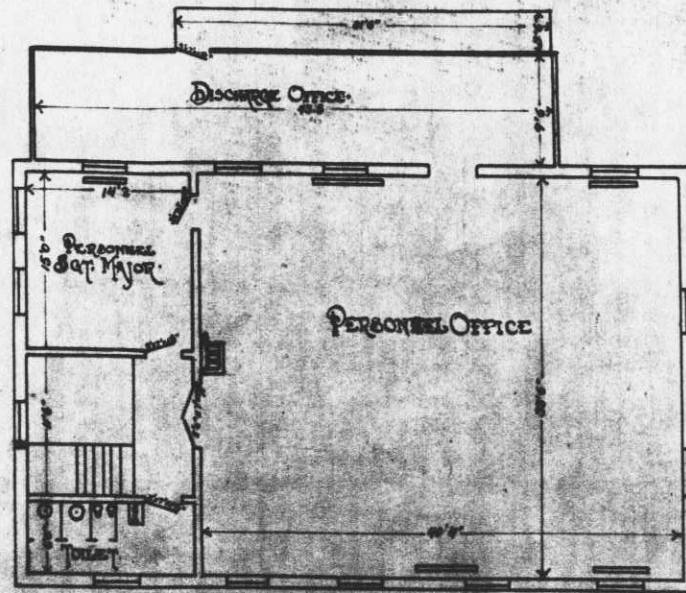


FIRST FLOOR.

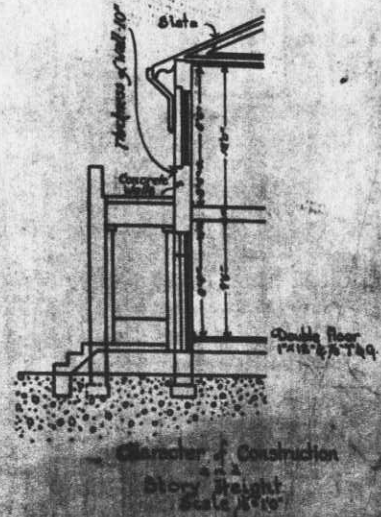
FIVE BARRACKS ON FIRST FLOOR. THE BARRACKS OF SECOND FLOOR.

| | | | |
|-----|-------------------|-------|--------------------|
| ONE | HAS FIVE SECTIONS | ONE | HAS EIGHT SECTIONS |
| TWO | HAS ONE | TWO | HAS THREE |
| TWO | HAS TWELVE | THREE | HAS TWENTY TWO |

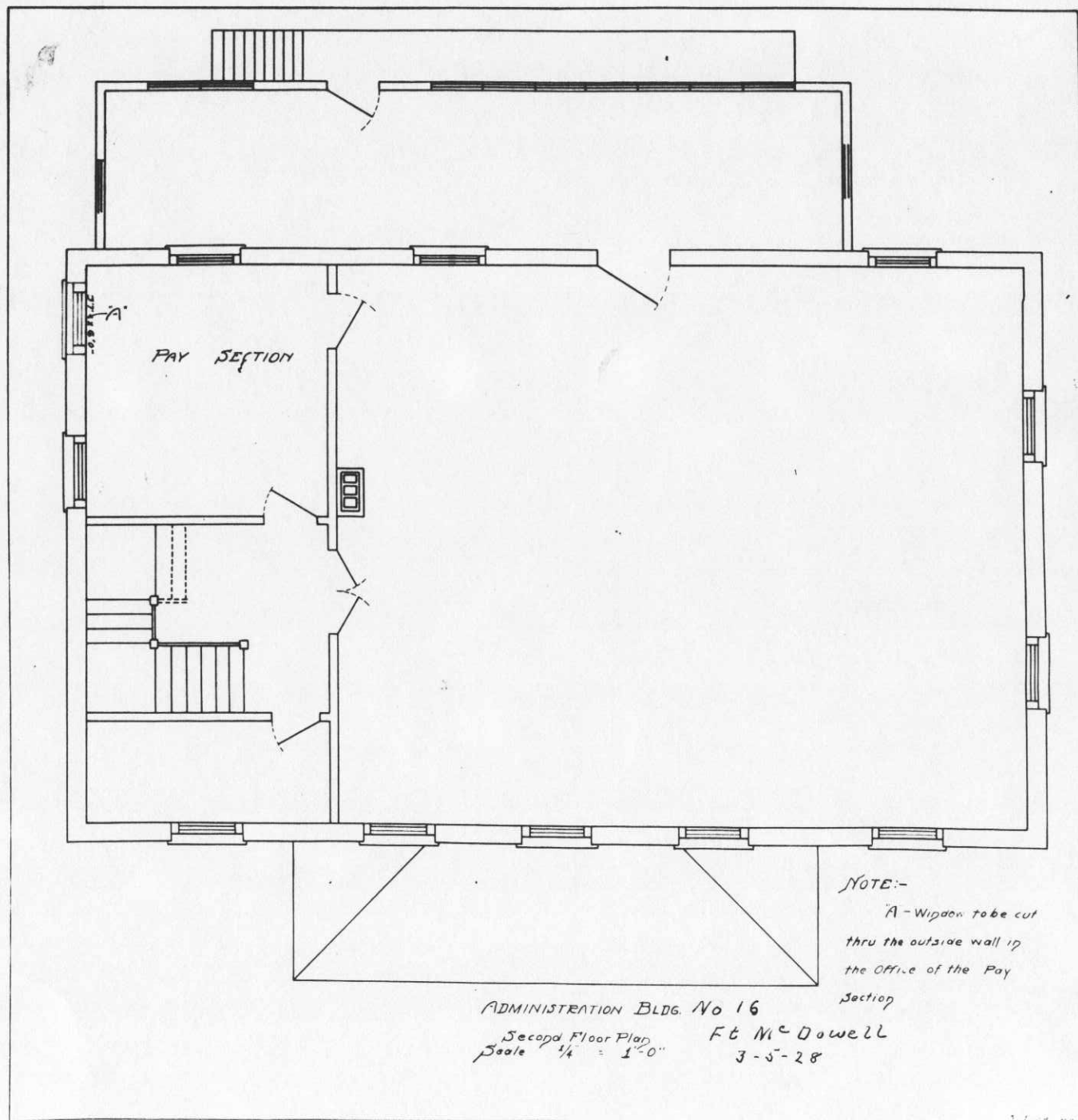
WINDOWS - 30'0" x 5'0" & 2'10" x 5'0"



SECOND FLOOR.



Character of Construction
 Story Height
 8'10"

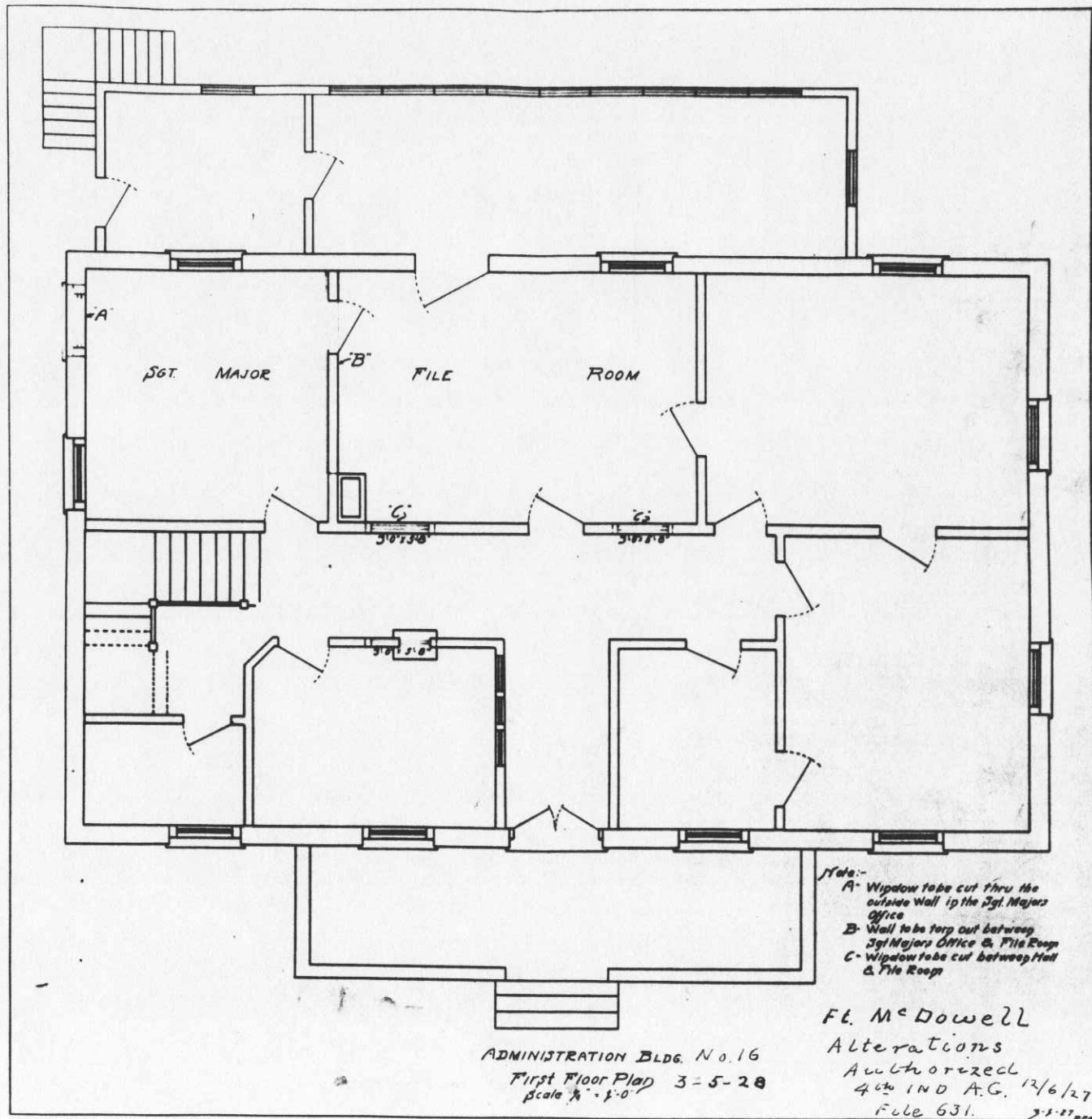


PAY SECTION

27' 1 1/2"

NOTE:-
 A-Window to be cut
 thru the outside wall in
 the Office of the Pay
 Section

ADMINISTRATION BLDG. No 16
 Second Floor Plan
 Scale 1/4" = 1'-0"
 Ft McDowell
 3-5-28



Note:-
 A- Window tube cut thru the outside wall in the Sgt. Major's Office
 B- Wall to be torn out between Sgt. Major's Office & File Room
 C- Window tube cut between Hall & File Room

ADMINISTRATION BLDG. No. 16
 First Floor Plan 3-5-28
 Scale 1/4" = 1'-0"

Fl. McDowell
 Alterations
 Authorized
 4th IND A.C. 12/6/27
 File 631. 3-5-27, 200

Place Fort McDowell, Angel Island, California (East Garrison)
 Designation of building Administration Building Capacity _____
 Total cost, \$ 7,075.
 Material: Walls Concrete Date completed July 1911.

Roof Tile Foundation Concrete
 Total floor area above basement, square feet _____ Floors Wood
 Size: Main building 56' X 24' Rear wings (10' X 44' X 2) (81' X 10') Basement None

a Central Heating Plant Height of first floor above ground 2'
 (How heated)
 b Steam How lighted Electricity
 (Type of heat) Water connections 1- inch
 c Central Heating Plant Sewer connections 6- inch
 (Type of domestic hot water heater) Gas connections None

COOKING RANGES INSTALLED
 Coal, No. None
 Gas, No. None
 Electric, No. None
 Oil, No. None
 Steam, No. None

METERS INSTALLED
 Gas, No. None
 Electric, No. 1- ea
 Oil, No. None
 Steam, No. None
 Water, No. None

Post Plan No. _____

O O M C. Plan No. 253

Building No. P-16



ADDITIONS AND INSTALLATIONS

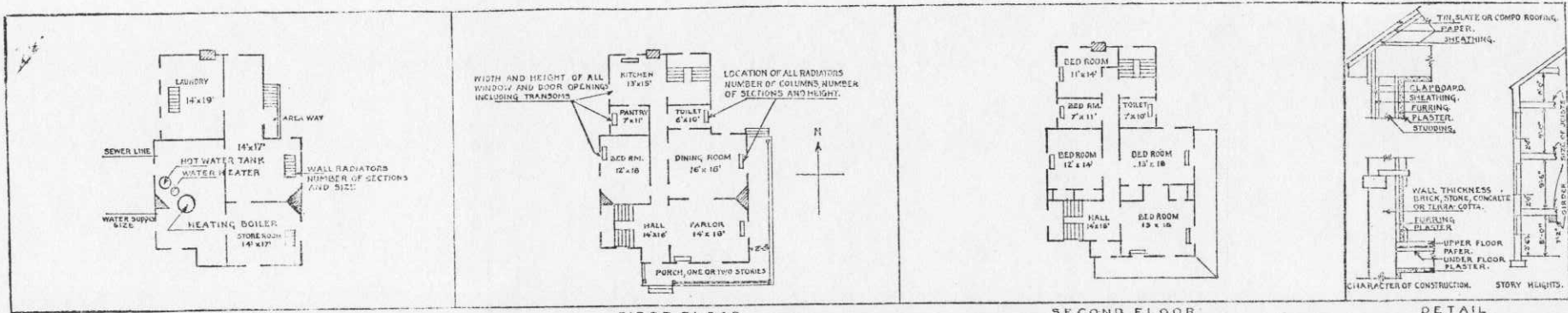
(Below enter chronologically all modifications, additions, introductions of water, sewer, lights, heating, etc.)

| DATE | | COST | DATE | COST |
|---------|--|------------|------|------|
| 3-16-42 | Expenditures from 12/29/11 to 5/10/38. General Rehabilitation. Total cost includes \$467.69 Electric rewiring, \$838.18 carpentry, \$243.41 Plastering, \$540.87 interior and exterior painting and \$223.29 for repairs to roofing. | \$1340.37 | | |
| | | \$ 2413.44 | | |
| | | | | |
| | | | | |
| | | | | |
| | | | | |
| | | | | |
| | | | | |
| | | | | |
| | | | | |
| | | | | |
| | | | | |
| | | | | |
| | | | | |
| | | | | |
| | | | | |
| | | | | |
| | | | | |
| | | | | |
| | | | | |
| | | | | |

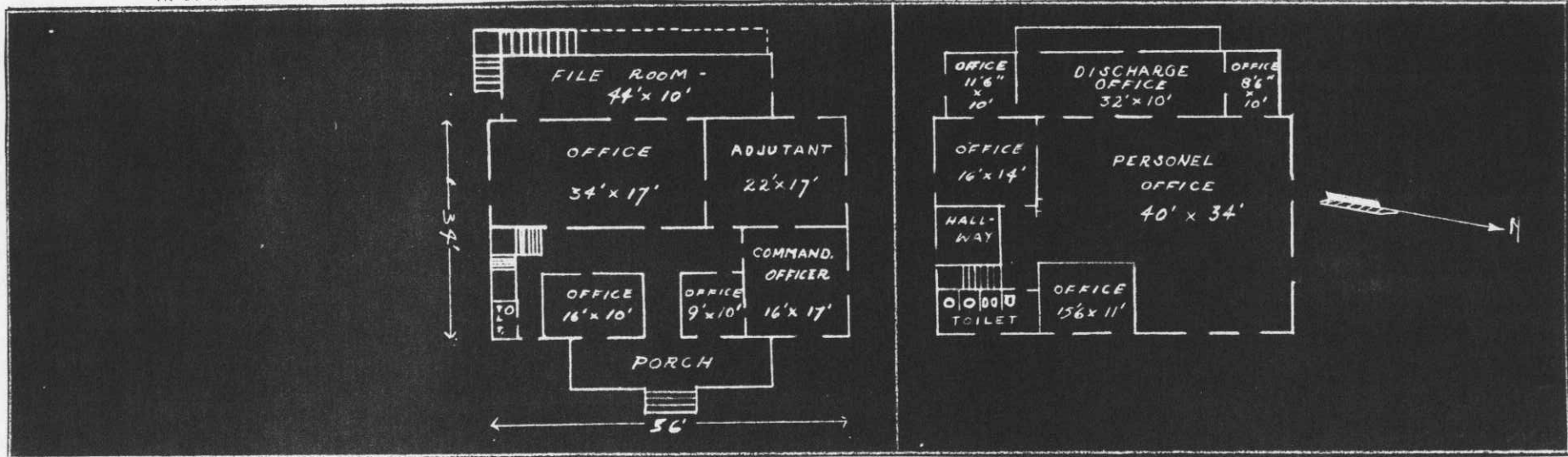
INSTRUCTIONS.—“a” State whether heated from central heating or by individual heating plants, stoves, furnaces, or fireplaces.
 “b” State whether steam, vapor, hot water, or hot air.
 “c” State whether gas, coal, oil, or central heating plant.

See reverse side of form.

Revised



IN SPACE BELOW SKETCH BASEMENT AND FLOOR PLANS OF BUILDINGS, GIVING DATA AS PER PLANS ABOVE



REMARKS

INSTRUCTIONS

If plans of building are available, forward copy of same showing information called for above. These plans should be checked against the building and any variations from same in the building as constructed should be noted.

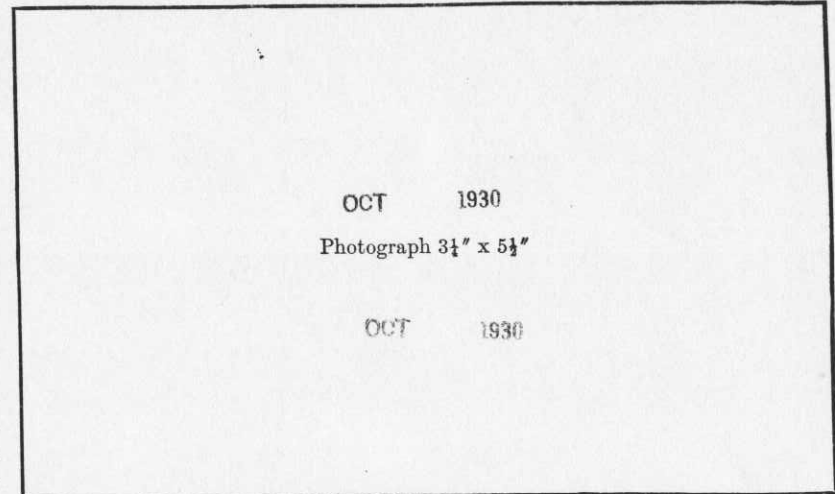
If plans are not available make sketch plans and elevation in spaces above. The plans shown are typical of "quarters." Similar plans may be made for all types of buildings. There are 10 squares to the inch. Each square will represent 1', 2', 4', or 8', etc., as may be necessary to show entire building in the space allowed. Show inside dimensions and designation of each room. Indicate location of water and sewer connections. In space under heading "Details" show character of construction, story heights, etc.

Post Plan No.

O. Q. M. G.: Plan No. 4 - 1062 Building No. 17

Place Fort McDowell, Angel Island, California (East Garrison)
 Designation of building Electric Light Sub-Station Capacity _____
 Total cost, \$ 1,775.00 Date completed May, 1912
 Material: Walls Concrete Foundation Concrete
 Roof Slate Floors concrete
 Total floor area above basement, square feet 446 413.23
 Size: Main building 29'9" X 19'0" Wings None Basement None
 a Stove Height of first floor above ground Ground Level
 (How heated) _____ How lighted Electricity
 b Coal Water connections None
 (Type of heat) _____ Sewer connections None
 c None Gas connections None
 (Type of domestic hot water heater) _____

COOKING RANGES INSTALLED METERS INSTALLED
 Coal, No. None Gas, No. None
 Gas, No. None Electric, No. See below
 Electric, No. None Oil, No. None
 Oil, No. None Steam, No. None
 Steam, No. None Water, No. None



ADDITIONS AND INSTALLATIONS

(Below enter chronologically all modifications, additions, introductions of water, sewer, lights, heating, etc.)

| DATE | | COST | DATE | | COST |
|----------|--|--------|----------|---|--------|
| 6-15-12 | 1-Meter, Master, Watthour, Westinghouse; Polyphase integrating; Style # A C 88659 | 123.50 | 11-20-28 | 1-Transformer, Regulating, Westinghouse, Constant current for series incandescent lamps, 4 KVA, 4 A., 2200V, 60C, Style #120332, Serial #272025 | 115.00 |
| | Serial #546498 | | 12-18-28 | 1-Time Switch, Anderson, Type L, #3322, 25A, 3300V | 18.40 |
| | 1-Ammeter, Westinghouse, Type T M, Style #155061 | 37.40 | | 1-Switch Board, 7-1/2" x 6" | 12.50 |
| | Serial #150493 | | 12-24-29 | 1-Terminals, Set, consisting of 4 test terminals #S361692 current; 3 voltage test terminals #S281443 and 2 Link, #S275984 | 7.42 |
| | 1-Meter, Watthour, Westinghouse, Integrating, 5 Amp., 200 V., Style #88659, Serial #538531 | 33.00 | | 3-Switches, Disconnecting, G.E., #1960058 G 2 | 24.00 |
| | 1-Meter, Watthour, Thomson, high torque, #2020 | 28.50 | | 2-Transformers, current, Westinghouse, 30 Amp., to 5 Amp. Type K A, Style #125004 | 77.48 |
| | 1-Meter, Watthour, Thomson, high torque, #2436 | 28.50 | | 2-Transformers, current, Westinghouse, 40 to 5 Amp Type K A, Style #125005 | 86.00 |
| | 1-Meter, Watthour, Thomson, high torque, #2840668 | 28.50 | | 1-Transformer, current, Westinghouse, 10 to 5 Amp Type K A, Style #125001 | 32.40 |
| | Type I, 10 Amp., 212/220 V. | 32.50 | | 1-Transformer, current, Westinghouse, 5 to 5 Amp Type K A, Style #125000. | 31.60 |
| | 3-Meters, K W indicating, Westinghouse, Stle #88659 | | | 1-Block, meter connecting, mfg. by States Elec. Co. | 8.90 |
| | Serial #143520; 143521; 143526 | 101.00 | 12-24-29 | 1-Meter, watthour, Type O B #426568, 75 Amp., 2000/100V, 3 Ph., 3 wire, 60C, Serial #9511561 | 34.68 |
| | 1-Voltmeter, Bristol Recording, #35857 | 28.75 | | 2-Transformers, Westinghouse, Type NA, 7500V, Style #519622A, Serial #162541; 1625920 | 52.74 |
| | 1-Circuit Breaker, Oil, Westinghouse, Type F., Single Ph., 2200 V., Style #423853 (Controlling Street Lighting System) | 55.00 | | | |
| | 1-Circuit Breaker, Oil, Westinghouse, Type F., 3 Ph., 4500 V., 100 Amp., Style #423854. | 55.00 | | | |
| | (Controlling Distributing System) | | | | |
| 11-20-28 | 1-Circuit Breaker, Oil, Westinghouse, Type FK 33 200 Amp., 4500V., P. 2906, #2883228 T 67 | 52.50 | | | |


INSTRUCTIONS.—“a” State whether heated from central heating or by individual heating plants, stoves, furnaces, or fireplaces.
 “b” State whether steam, vapor, hot water, or hot air.
 “c” State whether gas, coal, oil, or central heating plant.

Post Plan No. See new form 117

O. Q. M. C.: Plan No. 4-1062 Building No. 17

Place Fort McDowell, Angel Island, California. (East Garrison)
 Designation of building Electric Light Sub Station Capacity _____
 Total cost, \$ 1,775.00 Date completed May 1912
 Material: Walls Concrete Foundation Concrete
 Roof Slate Floors Concrete
 Total floor area above basement, square feet 446
 Size: Main building 29' 9" X 18' 0" Wings None Basement None
 a Stove (How heated) _____ Height of first floor above ground Ground level
 b Coal (Type of heat) _____ How lighted Electricity
 c None (Type of domestic hot water heater) _____ Water connections None
 Sewer connections None
 Gas connections None

COOKING RANGES INSTALLED METERS INSTALLED
 Coal, No. None Gas, No. None
 Gas, No. None Electric, No. (546498-2020-2436)
 Electric, No. None Oil, No. None (2840668-538531)
 Oil, No. None Steam, No. None
 Steam, No. None Water, No. None



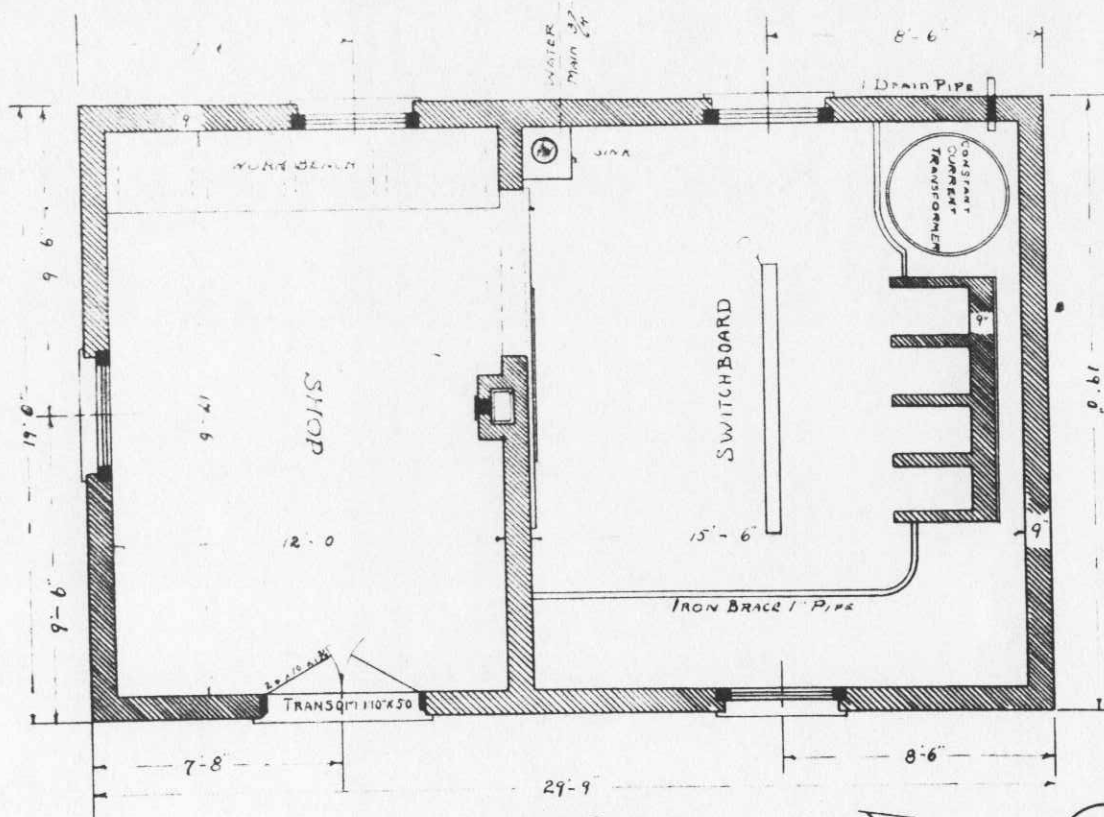
ADDITIONS AND INSTALLATIONS

(Below enter chronologically all modifications, additions, introductions of water, sewer, lights, heating, etc.)

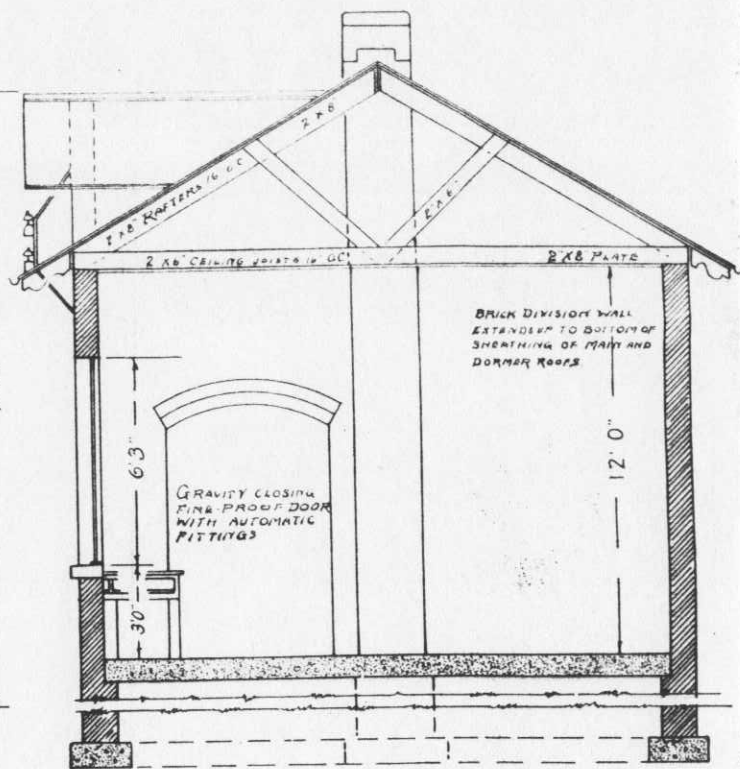
| DATE | | COST | DATE | | COST |
|-----------|---|--------|-----------|--|-------|
| June 1912 | 1-Meter, master, watthour, Westinghouse; poly-phase integrating; #546498; Style #88659. | 123.50 | Dec. 1928 | 1-Time switch, Anderson; Type L; #3322; 25 Amp.; 3300 V. | 18.40 |
| | 1-Meter, ampere, Westinghouse; #150493; Style #155081; Type T M. | 37.40 | | 1-Switch Board, 7-1/2' X 6'. | 12.50 |
| | 1-Meter, watthour, Westinghouse; #538531; Style #88659. | 33.00 | | | |
| | 1-Meter, watthour, Thomson; high torque #2020. | 28.50 | | | |
| | 1-Meter, watthour, Thomson; high torque #2436. | 28.50 | | | |
| | 1-Meter, watthour, Thomson; high torque #2840668; Type I; 10 Amp. | 32.50 | | | |
| | 3-Meters, K W Indicating, Westinghouse; #143500-143526-143527. Style #88659. | 101.00 | | | |
| | 1-Voltmeter, Bristol Recording, #35857. | 28.75 | | | |
| | 1-Circuit Breaker, Oil, Westinghouse, Type F; Style #423853 (Controlling st. lighting system) | 55.00 | | | |
| | 1-Circuit Breaker, Oil, Westinghouse; Type F; Style #423854; (Controlling Distribution system) | 55.00 | | | |
| | 1-Transformer, Regulating, Westinghouse; constant current for series incandescent lamps; 4 K V A 4 Amp.; 2200 V.; 60 Cycles; #272025; Style # 120332. | 115.00 | | | |

INSTRUCTIONS.—“a” State whether heated from central heating or by individual heating plants, stoves, furnaces, or fireplaces.
 “b” State whether steam, vapor, hot water, or hot air.
 “c” State whether gas, coal, oil, or central heating plant.

See reverse side of form.



FLOOR PLAN
SCALE 1/4" = 1'-0"



CROSS SECTION
CHARACTER OF CONSTRUCTION
AND
STORY HEIGHT

BLDG No 17.
DRAWN BY, JWH.
CHECKED BY, J. J. J. 1911.

ELECTRIC SUB STATION EAST GARRISON FT. Mc DOWELL

Place Fort McDowell, Angel Island, California. (East Garrison) 70 beds
Designation of building Hospital. Capacity 55 beds
Total cost, \$ 55,500.00 Date completed June, 1916
Material: Walls Concrete Foundation Concrete
Roof Tile Floors Concrete (Terrazzo)
Total floor area above basement, square feet 20,820.
Size: Main building 199'0" X 37'0" Wings 0 Basement 10
a Furnace, 3300 sq. ft. Height of first floor above ground 2'
Central Heating Plant (Type of heat) (1-27-31)
b Hot Water Steam How lighted Electricity
Circulating Tank (Type of heat) _____
c Tobasco Heater, #400 - #500. (Disc onnected) Water connections Yes
(Type of domestic hot water heater) 11-27-31 Sewer connections Yes
Gas connections No

COOKING RANGES INSTALLED METERS INSTALLED
Coal, No. 2 - No. 5 Ranges. Gas, No. None
Gas, No. None Electric, No. 5259586 - 1443123
Electric, No. None Oil, No. None
Oil, No. None Steam, No. None
Steam, No. None Water, No. None



ADDITIONS AND INSTALLATIONS

(Below enter chronologically all modifications, additions, introductions of water, sewer, lights, heating, etc.)

| DATE | | COST | DATE | | COST |
|----------|--|----------|----------|---|--------------|
| 8-10-19 | Installed shelving | 115.00 | 6-6-29 | Transferred to Med.Corps Accountability. | |
| 12-30-19 | Installed Elevator | 5,397.06 | | Steam Chest for sterilization Motor 220 V., A.C. | |
| 1-10-20 | Installed two boilers, Ideal, hot water, #48 | 350.00 | | Set of clean and soiled dish tables - | \$ 605.05. |
| 3-15-27 | Installed lavatory bowl, B190 20"x24", w/fixtures | 18.00 | 8-6-30 | Tobasco Heater #200 replaced with Tobasco #500 | 205.45. |
| | Installed window shades | 14.00 | 11-27-31 | Installed tank, hot water storage, hot water, circulating, 365 gals. capacity. | 84.00 |
| 10- 5-27 | Installed steel door for narcotic vault, 6'2" x 2'6" | 140.00 | 3-31-33 | Removed 118 Sq. Yds. rubber matting, 1/4" | 297.50 |
| 2-15-28 | Installed steam chest for sterilization: Motor) 220V, A.C., 60 C., 1 Ph.) | 450.50 | 8-23-33 | Installed Sink, acid resisting, 42 x 22" with "P" trap, tail piece & swing faucet | 48.51 |
| | Crescent dishwasher, Model A M) | | 4-30-34 | Installed Sink, slop, vitreous china, 1-1/2", top inlet, cast brass rim guard | 65.15 |
| | Installed set of clean and soiled dish tables | 154.55 | 6-14-40 | Repairs to plumbing, steam lines, electrical lines and painting. | CR 15,676.60 |
| 3- 5-28 | Installed 15 electric lighting units | 60.00 | 4-9-41 | State Project. Installation of acoustical equipment, paint interior, install blinds, make necessary electrical repair, repairs to heating and plumbing. | 3, 891.72 |
| 3-10-28 | Installed compression boiler accessory to steam chest | 225.00 | 10-8-41 | State Project No. 65-2-08-174. Painting, plumbing, heating, rehabilitate latrines. Not complete, | 2,452.85 |
| 4-23-28 | Installed Tobasco Heater, #200, less base | 110.88 | | | |
| 5- 7-28 | Installed 22 electric lighting units | 77.00 | | | |
| | 22 switches, Lavolier | 9.90 | | | |
| 8- 6-28 | Installed 119 sq.yds. rubber matting, 1/4" | 297.50 | | | |
| | 142 " " " " 1/8" | 221.52 | | | |
| 12-23-28 | Installed 165 sq.yds. rubber matting, 1/4" | 411.45 | | | |
| 12-29-28 | Installed 1 tub, laundry | 27.50 | | | |
| | 1 Sink, scullery, 24" x 48", with drain board | 93.00 | | | |

INSTRUCTIONS.—"a" State whether heated from central heating or by individual heating plants, stoves, furnaces, or fireplaces.
"b" State whether steam, vapor, hot water, or hot air.
"c" State whether gas, coal, oil, or central heating plant.

Post Plan No.

O. Q. M. G.: Plan No. 174 - A Building No. 19

Place Fort McDowell, Angel Island, California. (East Garrison.)
 Designation of building Post Exchange and Bowling Alley Capacity
 Total cost, \$ 13,998.00 Date completed March 1911
 Material: Walls Concrete Foundation Concrete
 Roof Tile Floors Wood
 Total floor area above basement, square feet 10,400.


Size: Main building 94'0" X 58'0" Wings 0 Basement 0
 a Central Heating plant, 528 sq.ft. rad. Height of first floor above ground 1'6"
 (How heated)
 b Steam How lighted Electricity
 (Type of heat)
 c Central Heating Plant Water connections Yes
 (Type of domestic hot water heater) Sewer connections Yes
 Gas connections No

COOKING RANGES INSTALLED

Coal, No.
 Gas, No. None
 Electric, No. None
 Oil, No.
 Steam, No. None

METERS INSTALLED

Gas, No. None
 Electric, No. 13509357-540813-494594
 Oil, No. None
 Steam, No. None
 Water, No. None

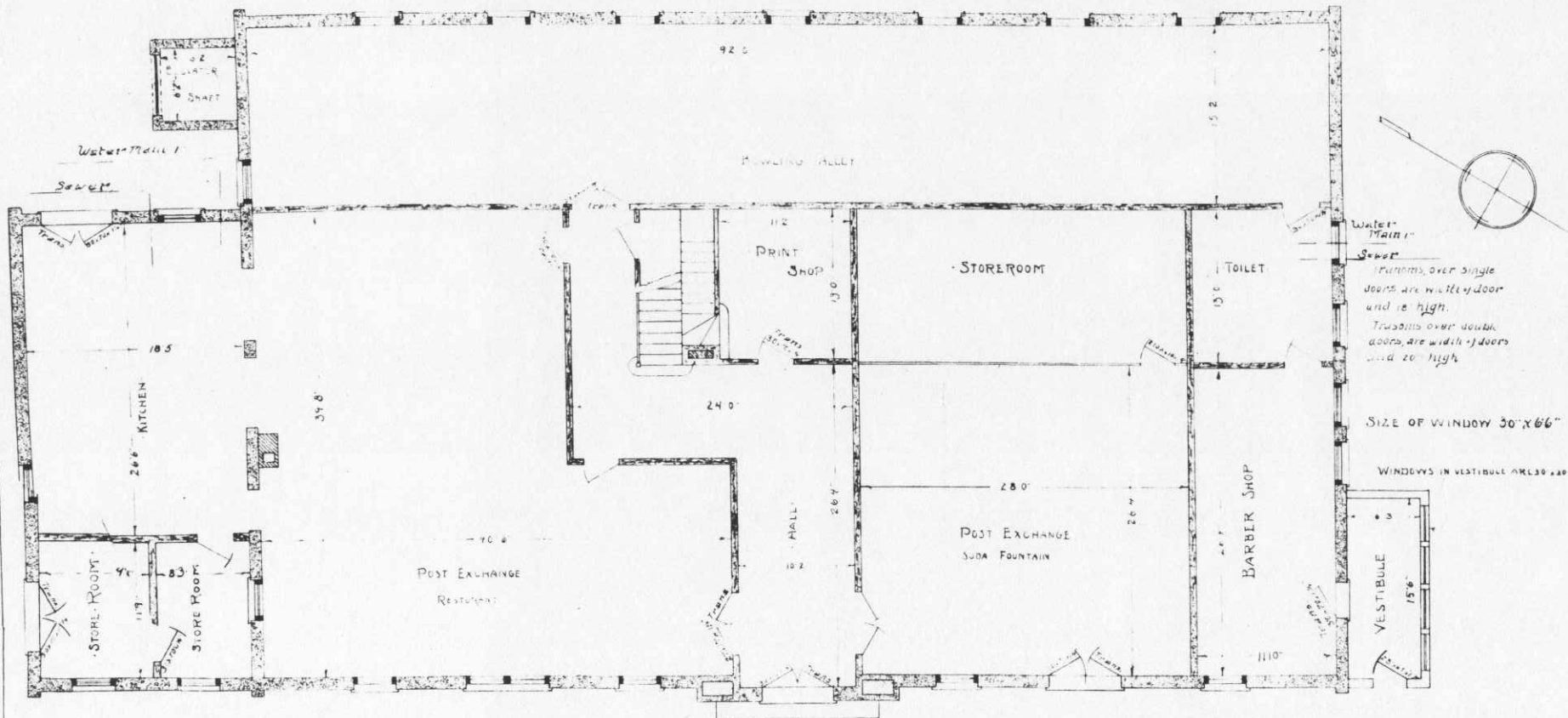


ADDITIONS AND INSTALLATIONS

(Below enter chronologically all modifications, additions, introductions of water, sewer, lights, heating, etc.)

| DATE | | COST | DATE | COST |
|----------|---|----------|------|------|
| 12-29-11 | Installed window shades | 19.50 | | |
| 1- 9-12 | Installed screen doors and windows | 179.59 | | |
| 3- 5-26 | One story addition, Kitchen to Restaurant 19'11" X 42'6" X 11'6" | 4,725.00 | | |
| 6-14-40 | Plumbing, Heating, electrical and carpentry repairs. | 8,197.91 | | |
| 4-9-41 | State Project. Paint interior and exterior, erect necessary staging, make necessary electrical, carpentry, and plumbing repairs. Repair Roof. | 2,546.84 | | |
| | | | | |
| | | | | |
| | | | | |
| | | | | |
| | | | | |
| | | | | |

INSTRUCTIONS.—"a" State whether heated from central heating or by individual heating plants, stoves, furnaces, or fireplaces.
 "b" State whether steam, vapor, hot water, or hot air.
 "c" State whether gas, coal, oil, or central heating plant.

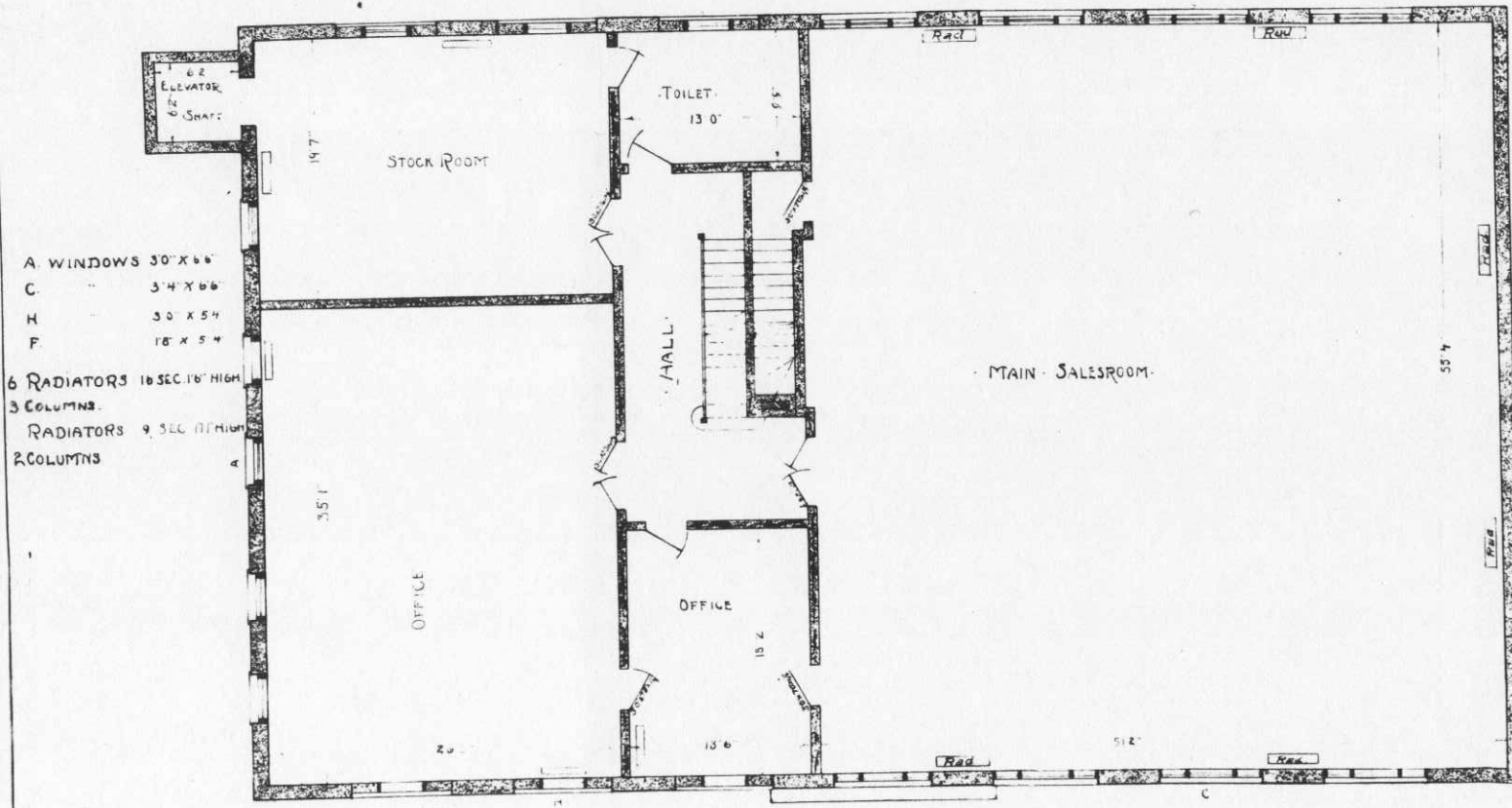


Water Main
Sewer
Thresholds over single doors are width of door and 18" high.
Thresholds over double doors are width of doors and 20" high.

SIZE OF WINDOW 30" X 66"
WINDOWS IN VESTIBULE ARE 30" X 20"

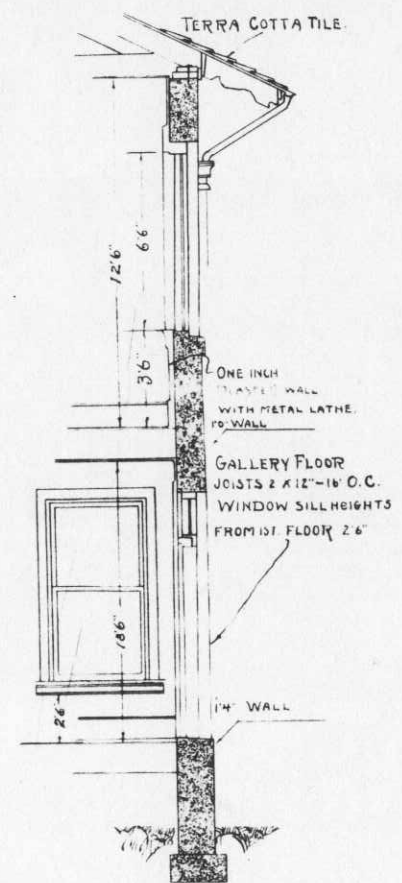
FIRST FLOOR PLAN
SCALE 1/8" = 1'-0"

BLDG No. 19.
DRAWN BY JWH
CHECKED BY H.A. Green



SECOND FLOOR PLAN
 SCALE 1/8" = 10'

BLDG. No 19.
 DRAWN BY J.W.H.
 CHECKED BY H.A. Green



STORY HEIGHTS AND
 CHARACTER OF CONSTRUCTION
 SCALE 1/4" = 10'

Post Plan No.

6473-1026-

O. Q. M. G.: Plan No. 206 - A Building No. 20


Place Fort McDowell, Angel Island, California. (East Garrison) 60 Prisoners &
24 Guards
Designation of building Guard House (5 Cells) (Capacity 5 Cells)
Total cost, \$ 18,000.00 Date completed August, 1913 (-15 Pris. - 24 Gds. -)
Material: Walls Concrete Foundation Concrete
Roof Tile Floors Concrete
Total floor area above basement, square feet 5,100.
Size: Main building 64'0" X 43'2" Wings 68'9" X 44' Basement 2288 sq.ft.
a Furnace; "Ideal" #15-5 (517 Sq.ft. Rad.) Height of first floor above ground 1'
(How heated)
b Hot Water How lighted Electricity
(Type of heat)
c Tobasco Heater No. 150. Water connections Yes
(Type of domestic hot water heater) Sewer connections Yes
Gas connections None

COOKING RANGES INSTALLED

Coal, No. None
Gas, No. None
Electric, No. None
Oil, No. None
Steam, No. None

METERS INSTALLED

Gas, No. None
Electric, No. 408270
Oil, No. None
Steam, No. None
Water, No. None



ADDITIONS AND INSTALLATIONS

(Below enter chronologically all modifications, additions, introductions of water) sewer, lights, heating, etc.)

| DATE | | COST | DATE | COST |
|----------------|--|-------------------|------|------|
| <u>4-10-25</u> | <u>1 #15-5 Ideal boiler installed</u> | <u>140.00</u> | | |
| | <u>1 #150 Tobasco hot water heater installed</u> | <u>124.00</u> | | |
| <u>6-14-40</u> | <u>Plumbing and roof repairs.</u> | <u>\$1,649.76</u> | | |
| | | | | |
| | | | | |
| | | | | |
| | | | | |
| | | | | |
| | | | | |
| | | | | |
| | | | | |
| | | | | |
| | | | | |
| | | | | |
| | | | | |
| | | | | |
| | | | | |
| | | | | |
| | | | | |
| | | | | |
| | | | | |
| | | | | |
| | | | | |
| | | | | |
| | | | | |
| | | | | |
| | | | | |
| | | | | |

INSTRUCTIONS.—"a" State whether heated from central heating or by individual heating plants, stoves, furnaces, or fireplaces.
"b" State whether steam, vapor, hot water, or hot air.
"c" State whether gas, coal, oil, or central heating plant.

Place Fort McDowell, Angel Island, California. (East Garrison) 686 men
Designation of building Recruit Barracks. Capacity --800 men--
Total cost, \$ 88,000.00 Date completed June 23, 1913.
Material: Walls Concrete Foundation Concrete
Roof Tar and Gravel Floors Concrete
Total floor area above basement, square feet 56,000.
Size: Main building 383'2" X 48'6" Wings (2) 30'8" X 22'6" Basement 4,950 sq.ft.
a Central Heating Plant 3466 sq.ft. radiation. Height of first floor above ground 2'
(How heated)
b Steam How lighted Electricity
(Type of heat) Water connections Yes
c Tobasco Heaters Sewer connections Yes
(Type of domestic hot water heater) Gas connections No

COOKING RANGES INSTALLED
Coal, No. None
Gas, No. None
Electric, No. None
Oil, No. None
Steam, No. None

METERS INSTALLED
Gas, No. None (540312-48483229)
Electric, No. (13375075-6551916)
Oil, No. None
Steam, No. None
Water, No. None



ADDITIONS AND INSTALLATIONS

(Below enter chronologically all modifications, additions, introductions of water, sewer, lights, heating, etc.)

| DATE | | COST | DATE | | COST |
|----------|--|----------|---------|--|-----------|
| 11-20-25 | Tobasco hot water heater, #400 installed (Removed) | 227.50 | 6-14-40 | Plumbing repairs and replacement of fixtures, etc. | 15,601.79 |
| 3-4-26 | Shelving installed in storeroom, frame | 93.90 | 10-8-41 | State project No. 65-2-0E-174. Complete repair of roof, and necessary changes in latrines. Complete. | 3,510.52 |
| 3-24-27 | Tobasco hot water heater, #200 installed (Removed) | 121.00 | | | |
| 9-16-27 | Concrete walls for urinals, S.E. end of building | 98.80 | | | |
| 11-15-27 | Partitions constructed, ground floor, making 5 rooms for N.C.O's, each 10' x 15'7 1/2", center of building | 215.50 | | | |
| 1-18-28 | Partition, metal lath and plaster, 8" thick, constructed 143'2" from N. end of building, ground floor, to separate East Garrison Detachment from Casual Detachment | 115.40 | | | |
| 5-20-31 | Installed Tank, hot water, storage, 36 x 96". | 196.00 | | | |
| 1937 | Replacement of roof Concrete Barracks #21 135 squares of roofing. Incl. repairing of all vents, fire walls, downspouts, outlets & top of fire wall flaxed & asphalted. | 1,688.91 | | | |
| 7-10-37 | 2 -500 gallon hot water tanks were inst. in basement of bldg. #21, incl. inst. necessary piping & covering of tanks with magnesia. | 1,990.98 | | | |
| 7-10-37 | The basement of Bldg. #21 concrete bks. was excavated to a depth of 5 feet | 1,130.32 | | | |

INSTRUCTIONS.—"a" State whether heated from central heating or by individual heating plants, stoves, furnaces, or fireplaces.
"b" State whether steam, vapor, hot water, or hot air.
"c" State whether gas, coal, oil, or central heating plant.


Bakery
Drill Hall
Mess Hall
Refrigerating Plant

Post Plan No.

O. Q. M. C.: Plan No. 2 - 1007 Building No. 22

Place Fort McDowell, Angel Island, California (East Garrison) 1410
Designation of building Mess and Drill Hall (See Remarks) Capacity 1600 men
Total cost, \$ 78,000.00 Date completed December, 1913.
Material: Walls Concrete Foundation Concrete
Roof Carey, on wood Floors Concrete, Drill Hall, wood.
Total floor area above basement, square feet 37,324.
Size: Main building 180'0" X 84'0" Wings (1) 81'10" X 83'0" Basement
a Central Heating Plant Height of first floor above ground 2'
(How heated)
b Steam How lighted Electricity
(Type of heat)
c Steel tank with Argo Regulator #620 (1) Water connections Yes
(Type of domestic hot water heater) Sewer connections Yes
Gas connections No

COOKING RANGES INSTALLED METERS INSTALLED
Coal, No. Army No. 5, (2) Gas, No. 0
Gas, No. None Electric, No. (6391483 - 3474231)
Electric, No. None Oil, No. 0 (12872440 - 9027404)
Oil, No. With Johnson Burners (2) ** Steam, No. 0 (5042725 - 13569075)
Steam, No. None Water, No. 0 (1286345 - 10041288)
(4869376)



ADDITIONS AND INSTALLATIONS

(Below enter chronologically all modifications, additions, introductions of water, sewer, lights, heating, etc.)

| DATE | | COST | DATE | | COST |
|----------|--|----------|---------|---|----------|
| 12-20-13 | Elevator installed with construction of building 2-ton capacity #74792. Motor #47239Y, Style SAG 220V; 60C; 3 Ph.; 1200 RPM; Ser. #26-60 AOI | 215.00 | 7- 1-27 | Installation Refrigeration Plant, cont: Ice Tank Room: 8'5" X 18'5" X 11' | 8,860.00 |
| 4-13-18 | Heating apparatus installed in Drill Hall | 1,250.00 | 7- 5-27 | Installed in Gen. Mess: Meat Grinder, Enterprise, #1654; General Electric Motor #870046; Type KS122 60C; single phase; 12-5/10 amp.; 110-220V; 1 HP; 800 RPM | 115.00 |
| 7- 5-20 | Fire Escapes, Gen. Mess and Drill Hall; 2 openings one 6' x 7', one 12' x 7' | 445.00 | 7- 5-27 | Installed in Gen. Mess: Meat Grinder, Enterprise, #3273; Century Motor #161196; Frame P7; 2 HP; 110-220V; 60C; 22-11 Amp.; 1750 RPM | 105.00 |
| 9-30-20 | Installed ventilators in Drill Hall | 150.00 | 7- 5-27 | Installed in Gen. Mess: Hobart Potato Washer; Model M280; Motor #323464; 2 HP; 110-220V; 60C; 3 Ph.; 5-1/10 Amp.; 1750 RPM | 157.0 |
| 11-20-25 | Installed Aluminum Kettle in Mess, #3, 100 gal. | 187.50 | 7- 5-27 | Installed in Gen. Mess: Read Reversible Dough Mixer #7151; Century motor #12217; Frame P10; 60C; 110-220V; 3-2/10 Amp.; 3 HP; 1750 RPM | 200.00 |
| 11-20-25 | Installed in C.H. Plant; Engine, Sampson, 12 HP | 225.00 | 7- 5-27 | Installed in Gen. Mess: Wagner Potato Peeler; Sterling motor #20; single phase; Model 9Y; 60C; 1/2 HP; 110-220V; 4.4 Amp.; 1750 RPM; #62590 | 119.00 |
| 1-18-26 | Installed in C.H. Plant; Whistle, Lonergan | 55.00 | 8- 1-27 | Installed in Bakery: Gen. Electric motor #883220; Type KT 150; 60C; 12-8/10 Amp.; 5 HP; 3 Ph.; 110-220V; 1800 RPM | 211.00 |
| 6-10-26 | Constructed Vestibule and Runway to General Mess; Vestibule: 8' x 13'6". Runway: 36' x 9' | 1,147.50 | | | |
| 5- 2-27 | Installed in Gen. Mess: Machine, Chopping, #18, Century motor #183042; Frame P7; 2 HP; 110-220V; 60C; 22-11 Amp.; 1750 RPM | 200.00 | | | |
| 6-23-27 | Installed in C.H. Plant; Steam Pressure Gauge | 6.50 | | | |
| 7- 1-27 | Installed Refrigeration Plant: Compressor Room: 24'9" x 10' x 16' Vegetable Room: 15'3" x 9'6" x 11' Dairy Room: 15'3" x 8' x 11' Meat Room: 11'10" x 12' x 11' Ice Storage: 7'3" x 11'6" x 11' | | | | |

INSTRUCTIONS.—"a" State whether heated from central heating or by individual heating plants, stoves, furnaces, or fireplaces.
"b" State whether steam, vapor, hot water, or hot air.
"c" State whether gas, coal, oil, or central heating plant.

See reverse side of form.

APR 17 1930
9th CORPS AREA

Post Plan No. _____

O. Q. M. G.: Plan No. 2 - 1007 Building No. 22

Place Fort McDowell, Angel Island, California. (East Garrison)
 Designation of building Mess and Drill Hall. Capacity _____
 Total Cost, \$ _____ Date completed _____
 Material: Walls _____ Foundation _____
 Roof _____ Floors _____
 Total floor area above basement, square feet _____
 Size: Main building _____ Wings _____ Basement _____
 a _____ Height of first floor above ground _____
 (How heated)
 b See Sheet No. 1. _____ How lighted _____
 (Type of heat) _____ Water connections _____
 c _____ Sewer connections _____
 (Type of domestic hot water heater) _____ Gas connections _____

COOKING RANGES INSTALLED _____ METERS INSTALLED _____
 Coal, No. _____ Gas, No. _____
 Gas, No. _____ Electric, No. _____
 Electric, No. _____ Oil, No. _____
 Oil, No. _____ Steam, No. _____
 Steam, No. _____ Water, No. _____



ADDITIONS AND INSTALLATIONS

(Below enter chronologically all modifications, additions, introductions of water, sewer, lights, heating, etc.)


| DATE | | COST | DATE | | DATE |
|----------|--|----------|----------|--|--------|
| 8- 4-27 | Installed in Refrigeration Plant; Brine Agitator Motor Model #26156; Type RSA; Frame 1455; 1/2 HP; 60C; single phase; Form D; 110-220V; Temp.Rise 40 centigrade; 8-2/10-4-1/10 amp.;1725 RPM | 22.75 | 2- 4-28 | New flooring in Drill Hall | 2,520. |
| 8- 4-27 | Refrigeration Plant; Hewlett motor #66608; Type-- SSC; Frame 210; 10 HP; 60C; 3 Ph.; 110-220V; 31-7/10 Amp.; 1200 RPM Removed-12-5-30. | 227.50 | 2-17-28 | Installed in C.H.Plant, hot water meter, 180° F. #5770; 1 1/2 x 1 1/2", with strainer and couplings | 57.70 |
| 8- 4-27 | Installed in Heating Plant; Gen.Electric Motor #4059470; Type KT 750; Model #45227; 60C; 3 Ph.; 110-220V; 19-9/10 Amp.; 7 1/2 HP; 1800 RPM | 185.00 | 1-17-29 | Installed in C.H.Plant; Pressure Regulator, Navy Type, equipped with padlock, pilot valve, L.H. side, 1 1/2", #962 | 58.70 |
| 8- 5-27 | Installed in Machine Shop; Lathe, American, 14", Serial #46090. | 1,110.00 | | Gauge, pressue, iron case, brass ring and cock, 3 1/2" | 1.50 |
| 8- 5-27 | Machine Shop; Gen.Electric motor #1484821; Type KT 140; Form 6; 60C; 3 Ph.; 110-220V; 6-14/100 Amp.; 25% overload; 1200 RPM | 109.00 | | Gauges, pressure, iron case, brass rings and cock 30 Lb. (2) | 2.84 |
| 8- 5-27 | Constructed loading ramp, Commissary Storehouse; 45' L, 10' W, 4' H. | 400.00 | | Sediment Strainer, screwed, 1 1/2", #990 | 5.60 |
| 8-10-27 | Constructed concrete addition for refuse containers; 12'4" L., 8'4" W., 9' H. | 430.00 | 2-13-29 | Installed in Gen.Mess; Hobart Potato Peeler; #349265; 230V; 3/4 HP; Single Phase; Class 260; 60C; 6 Amp.; Model 630. | 345.00 |
| 10-27-27 | Installed lamp reflectors and shade holders in General Mess (10) | 7.55 | 5-5-29 * | Installed in General Mess; Hobart Food Chopper Model #221. Century Motor #356082; 2 HP; 3 Ph; 230 V; 60 Cycles; 5.1Amp.; 1750 RPM; Class CJA (*Property of General Mess) | 819.61 |

INSTRUCTIONS—"a" State whether heated from central heating or by individual heating plants, stoves, furnaces, or fireplaces.
 "b" State whether steam, vapor, hot water, or hot air.
 "c" State whether gas, coal, oil, or central heating plant.

Post Plan No. _____

O. Q. M. G.: Plan No. 2 - 1007 Building No. 22

Place Fort McDowell, Angel Island, California. (East Garrison)
 Designation of building Mess and Drill Hall Capacity 1600 men
 Total Cost, \$78,000.00 Date completed December 1913.
 Material: Walls _____ Foundation _____
 Roof _____ Floors _____
 Total floor area above basement, square feet _____
 Size: Main building _____ Wings _____ Basement _____
 a _____ Height of first floor above ground _____
 (How heated) _____
 b See Sheet 1. How lighted _____
 (Type of heat) _____
 c _____ Water connections _____
 (Type of domestic hot water heater) _____ Sewer connections _____
 Gas connections _____
COOKING RANGES INSTALLED **METERS INSTALLED**
 Coal, No. _____ Gas, No. _____
 Gas, No. _____ Electric, No. _____
 Electric, No. _____ Oil, No. _____
 Oil, No. _____ Steam, No. _____
 Steam, No. _____ Water, No. _____



ADDITIONS AND INSTALLATIONS

(Below enter chronologically all modifications, additions, introductions of water, sewer, lights, heating, etc.)

| DATE | | COST | DATE | | DATE |
|----------|--|----------|----------|---|---------------|
| 5- 5-29 | Removed: Machine, chopping #18, with Century Motor, #183042. | | 10-12-31 | Installed 3 boilers, steam, Kewanee, fire tube. | \$ 6,162.00 |
| 5- 5-29 | Removed: Enterprise Meat Grinder, #3273, with Century Motor #161196. | | 10-2-33 | Removed from General Mess: Sink, galvanized 1-compartment 5' long, 1-4' long, 18" deep, with angle iron legs, 32" high, each compartment with outlet. | 75.00 |
| 8-15-29 | Installed Coffee Urns, 80 gallon capacity (2) | 700.00 | | | |
| 10-23-29 | Installed in Smoke Stack, Central Heating Plant, 1 Pyrometer, 6" dial, 0-1000 F., #28620 | 30.00 | 1-5-34 | Installed: 1-regulator, steam pressure, 1-1/4", 1-regulator, Syphon, Crane, #43768 | 41.00 |
| 2-20-30 | Installed at Commissary: 1 ea., Lamp, Genco, Ivanhoe, suspension type hanger #M787 and Levolver switch | 3.98 | | 1-regulator, Syphon, water Ideal | 50.00 |
| 8-27-30 | 11s oil burning cooking ranges replaced by Ingle 9' oil burning cooking ranges - | 1440.00. | 1-8-34 | 4-regulators, water pressure | 177.20 |
| 12-5-30 | Installed Crocker-Wheeler Motor, #576927, 220V, 50.7A, 3 Ph., 20 HP. 1150 RPM, Size 16-A H-60 - | 165.57 | | 1-regulator, steam and water, 1/2" | 18.35 |
| | Installed 1 Switch, automatic starting, A.C. - | 32.10 | 4-29-37 | Installed two (2) burners, oil, manually controlled, gravity feed, "RAY", #00 AG 11 | 228.00 |
| 12-28-30 | Drill Hall: Stage and scenery removed and replaced by 3 lath and plaster rooms: 1-R 21'10"x20'1 1/2", 1-R-20'x 21'10"; 1-R-80'8"x 9'9" - | 803.64. | 3/22/37 | Installed Switch, Trumbull, #72321 | 7.00 |
| 6-30-31 | Installed 1 Switch, Trumbull, 3-pole, #44322 - | 5.65 | 1-6-40 | Installed one machine pressing, garment. | 250.00 |
| 1-8-32 | Bake Shop-Installed 2 ovens, bake, oil burning, "Marshall", Model "B" No. 40. | 2,565.00 | | Installed 1-bakery outfit, sifting and mixing | 820.00 |
| | | | | Installed 1-machine, dough mixing | 1272.00 |
| | | | | Enlargement and improvement of Cold Storage Plant and Refrigeration Equipment in the General Mess | CR \$6,933.59 |

INSTRUCTIONS—"a" State whether heated from central heating or by individual heating plants, stoves, furnaces, or fireplaces.
 "b" State whether steam, vapor, hot water, or hot air.
 "c" State whether gas, coal, oil, or central heating plant.

See reverse side of form.

Place Fort McDowell, Angel Island, California (East Garrison)
 Designation of building Mess & Drill Hall Capacity 1600
 Total cost, \$ _____ Date completed _____
 Material: Walls _____ Foundation _____
 Roof _____ Floors _____
 Total floor area above basement, square feet _____
 Size: Main building _____ Wings _____ Basement _____
 a _____ Height of first floor above
 (How heated) _____ ground _____
 b _____ How lighted _____
 (Type of heat) _____ Water connections _____
 c _____ Sewer connections _____
 (Type of domestic hot water heater) _____ Gas connections _____

COOKING RANGES INSTALLED
(Give quantity and size)

Coal _____
 Gas _____
 Electric _____
 Oil _____
 Steam _____

REFRIGERATORS INSTALLED
(Give quantity and size)

Gas _____
 Electric _____
 Ice _____


METERS INSTALLED
(Give quantity and capacity)

Gas _____
 Electric _____
 Oil _____
 Steam _____
 Water _____

Approval of Secretary of War
as required by A. R. 30-1435
(Give date and File Number)

ADDITIONS AND INSTALLATIONS

(Below enter chronologically all modifications, additions, introductions of water, sewer, lights, heating, etc.)



| DATE | | COST | DATE | COST |
|---------|--|-------------|------|------|
| 1-19-40 | Tiling in general mess dining room with quarry tile. CR | \$15,361.11 | | |
| 1-20-40 | Installation of drains in floor of dining room of general mess. CR | 188.06 | | |
| 6-14-40 | Miscellaneous plumbing repairs; electrical repairs and painting. CR | \$24,582.17 | | |
| 6-14-40 | Repairs to Central Heating Plant. CR | 8,318.63 | | |
| 6-14-40 | Repairs to refrigeration plant. CR | 7,741.70 | | |
| 4-9-41 | State Project. Paint interior and exterior, install dishwashing machine, repair concrete walls, make necessary installations and changes, erect staging for painting of exterior. See letter - April 9, 1941 | 3,059.64 | | |
| 10-8-41 | State Project No. 65-2-08-174. Painting and repairs to walls. Rehabilitate electric wiring not complete. | \$3,597.12 | | |
| | | | | |
| | | | | |
| | | | | |
| | | | | |
| | | | | |
| | | | | |
| | | | | |

INSTRUCTIONS.—“a” State whether heated from central heating or by individual heating plants, stoves, furnaces, or fireplaces.
 “b” State whether steam, vapor, hot water, or hot air.
 “c” State whether gas, coal, oil, or central heating plant.

Fixed

Post Plan No. _____

O.Q.M.G.: Plan No. 2-1007 Building No. 22

Place Fort Mc Dowell, Angel Island, California (East Garrison)
 Designation of building Mess and Drill Hall Capacity 1410p
 Total cost, \$ 78,000.00 Date completed December, 1913.
 Material: Walls Concrete Foundation Concrete
 Roof Carey on wood Floors Concrete. Wood flooring in Drill
 Total floor area above basement, square feet 43,824
 Size: Main building 180' X 84' wide Wings (Rear) 81'10" X 83' Basement _____
 a Central Heating Plant (in Bldg.) Height of first floor above ground _____
 (How heated) _____
 b Steam How lighted Electricity
 (Type of heat) _____
 c Central Heating Plant Water connections 2-inch
 (Type of domestic hot water heater) _____
 Sewer connections 4-inch
 Gas connections None
COOKING RANGES INSTALLED (Give quantity and size) **REFRIGERATORS INSTALLED** (Give quantity and size) **METERS INSTALLED** (Give quantity and capacity)
 Coal None Gas None Gas None
 Gas None Electric Plant in building Electric 11- ea.
Electric Oil, 4- ea in Mess Ice 7- cold storage rooms Oil None
Oil 2 ea. in bakery (2) oven Steam None
Steam 6 ea. steam tables Water 1- ea Worthington, 1000m gal.



ADDITIONS AND INSTALLATIONS

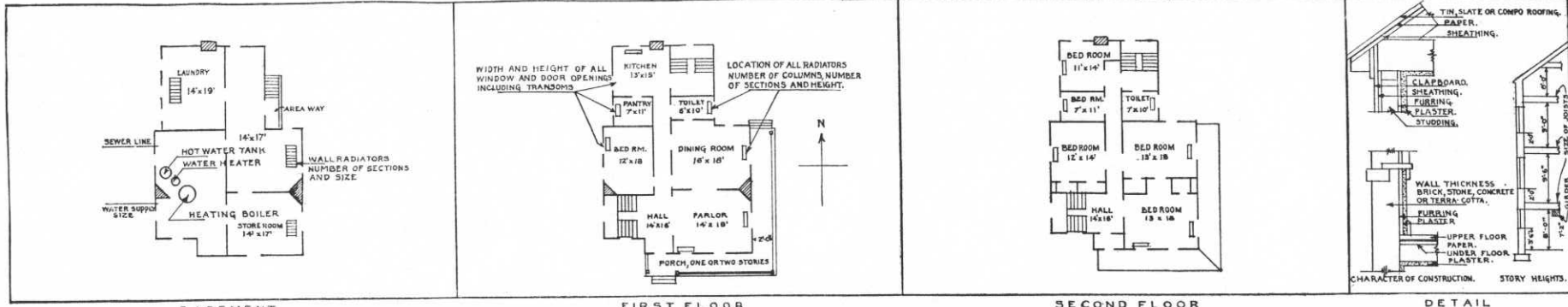
(Below enter chronologically all modifications, additions, introductions of water, sewer, lights, heating, etc.)

| DATE | | COST | DATE | | COST |
|----------|-------------------------------------|--------------|------|--|------|
| 11-18-41 | Expenditures from 12/20/13 to date. | \$ 50,535.74 | | | |
| | | | | | |
| | | | | | |
| | | | | | |
| | | | | | |
| | | | | | |
| | | | | | |
| | | | | | |
| | | | | | |
| | | | | | |
| | | | | | |
| | | | | | |
| | | | | | |
| | | | | | |
| | | | | | |
| | | | | | |
| | | | | | |
| | | | | | |
| | | | | | |

Incl. 1.

INSTRUCTIONS.—“a” State whether heated from central heating or by individual heating plants, stoves, furnaces, or fireplaces.
 “b” State whether steam, vapor, hot water, or hot air.
 “c” State whether gas, coal, oil, or central heating plant.

See reverse side of form.



BASEMENT FIRST FLOOR SECOND FLOOR
 IN SPACE BELOW SKETCH BASEMENT AND FLOOR PLANS OF BUILDINGS, GIVING DATA AS PER PLANS ABOVE

| | | | |
|----------------------|--|--|--|
| | | | |
| See plans No. 2-1007 | | | |

REMARKS *See plans No. 2-1007*

* **Activities in building:**
 (1) Drill Hall (Motion Picture theater in Drill Hall), (2) Mess Hall, (3) Post Bakery, (4) Sales store & Storeroom
 (5) Clothing issue & Warehouse, (6) Central Heating Plant(#1), (7) Refrigeration Plant, (8) Machine shop, (9) Printing Shop, (10) Cooks Quarters.

INSTRUCTIONS

If plans of building are available, forward copy of same showing information called for above. These plans should be checked against the building and any variations from same in the building as constructed should be noted.
 If plans are not available make sketch plans and elevation in spaces above. The plans shown are typical of "quarters." Similar plans may be made for all types of buildings. There are 10 squares to the inch. Each square will represent 1', 2', 4', or 8', etc., as may be necessary to show entire building in the space allowed. Show inside dimensions and designation of each room. Indicate location of water and sewer connections. In space under heading "Details" show character of construction, story heights, etc.

Post Plan No. _____


6473-1028

O. Q. M. G.: Plan No. Unknown Building No. 23

Place Fort McDowell, Angel Island, California. (East Garrison) 36 E.M.
 Designation of building Hospital Annex Capacity 50 beds--
 Total Cost, \$ 21,500.00 Date completed November 1, 1915.
 Material: Walls Concrete Foundation Concrete
 Roof Tile Floors Concrete
 Total floor area above basement, square feet 9,700.
 Size: Main building 72' x 36' Wings (1) 19' x 28' Basement None
 a Central Heating Plant 919 sq. ft. radiation Height of first floor above
 (How heated) ground 1'
 b Steam How lighted Electricity
 (Type of heat) Water connections Yes
 c Tobasco #300. Sewer connections Yes
 (Type of domestic hot water heater) Gas connections No

COOKING RANGES INSTALLED METERS INSTALLED

| | | |
|---------------------------|------------------------|------------------------------|
| Coal, No. <u>None</u> | Gas, No. <u>None</u> | Gas, No. <u>None</u> |
| Electric, No. <u>None</u> | Oil, No. <u>None</u> | Electric, No. <u>3597742</u> |
| Oil, No. <u>None</u> | Steam, No. <u>None</u> | Oil, No. <u>None</u> |
| Steam, No. <u>None</u> | Water, No. <u>None</u> | Steam, No. <u>None</u> |
| | | Water, No. <u>None</u> |



ADDITIONS AND INSTALLATIONS

(Below enter chronologically all modifications, additions, introductions of water, sewer, lights, heating, etc.)

| DATE | | COST | DATE | DATE |
|---------|--|---------------|------|------|
| 6-14-40 | Minor repairs to plumbing and steam lines. | CR \$5,535.41 | | |
| | | | | |
| | | | | |
| | | | | |
| | | | | |
| | | | | |
| | | | | |
| | | | | |
| | | | | |
| | | | | |
| | | | | |
| | | | | |
| | | | | |
| | | | | |
| | | | | |
| | | | | |
| | | | | |
| | | | | |
| | | | | |
| | | | | |
| | | | | |
| | | | | |


INSTRUCTIONS—"a" State whether heated from central heating or by individual heating plants, stoves, furnaces, or fireplaces.
 "b" State whether steam, vapor, hot water, or hot air.
 "c" State whether gas, coal, oil, or central heating plant.

See reverse side of form.

Post Plan No.

O.Q.M.G.: Plan No. Unknown Building No. 24

Place Fort McDowell, Angel Island, California. (East Garrison)
Designation of building Non-Commissioned Officers Quarters Capacity 1-N.C.O.
Total cost, \$ 600.00 (Est.) Date completed 1905
Material: Walls Frame Foundation Wood
Roof Shingle Floors Wood
Total floor area above basement, square feet 351
Size: Main building 32'x61' Wings 0 Basement
a stoves Height of first floor above ground 1 Ft.
(How heated)
b Coal How lighted Electricity
(Type of heat)
c None (See below) Water connections Yes
(Type of domestic hot water heater) Sewer connections Yes
Gas connections None.



COOKING RANGES INSTALLED

Coal, No. None.
Gas, No. None
Electric No. None * Cooking #1250727
Oil, No. None * Lighting #4900965
Steam, No. None

METERS INSTALLED

Gas, No. None.
* Electric, No. None.
Oil, No. None.
Steam, No. None.
Water, No. None.

ADDITIONS AND INSTALLATIONS

(Below enter chronologically all modifications, additions, introductions of water, sewer, lights, heating, etc.)


| DATE | | COST | DATE | | COST |
|----------|---|--------|------|--|------|
| 10-14-05 | Installed wash basin, bath tub & toilet bowl | 35.00 | | | |
| 11-5-07 | Added one additional room, 13'4" x 13'8" | 106.28 | | | |
| 11-22-07 | Installed one laundry tub and one sink, G. I. | 9.20 | | | |
| 3-1-11 | Installed two door and nine window screens | 20.00 | | | |
| 8-8-32 | Installed heater, hot water, coal burning, U.S. #40, Capacity 40 gallons, CV#75 | 56.11 | | | |
| 9-30-32 | Installed 1 meter watt hour, 3-wire, single phase CV #203-60 cy. 25 amp. 250 volt. Duncan type #1250727 | 12.56 | | | |
| 9-30-32 | Installed switch westinghouse type WK 60 4amp 250 volt. 3-pole, solid, neutral, #62332 CV #203 | 3.50 | | | |
| 9-30-32 | Installed switch, Trumbull Universal, #971-123 CV203 | 2.10 | | | |
| 8-3-32 | Installed tank w/valve straight stop and tail-piece, 5"x5' CV189 | 23.85 | | | |
| | | | | | |
| | | | | | |
| | | | | | |
| | | | | | |
| | | | | | |
| | | | | | |
| | | | | | |

INSTRUCTIONS.—“a” State whether heated from central heating or by individual heating plants, stoves, furnaces, or fireplaces.
“b” State whether steam, vapor, hot water, or hot air.
“c” State whether gas, coal, oil, or central heating plant.

Post Plan No.

O.Q.M.G.: Plan No. Building No. 25-26

Place Fort McDowell, Angel Island, California.
 Designation of building Non-Commissioned Officers Quarters Capacity 2-N.C.O.
 Total cost, \$ 1100.00 (Est) Date completed 1904 (est)
 Material: Walls Frame Foundation wood
 Roof shingle Floors wood
 Total floor area above basement, square feet 1483
 Size: Main building 20'8"x54'0" Wings 16'0"x24'5" Basement None.
 a stoves (How heated) Height of first floor above ground 3 ft.
 b coal (Type of heat) How lighted Electricity
 c None. (Type of domestic hot water heater) Water connections Yes
 Sewer connections Yes
 Gas connections None



COOKING RANGES INSTALLED METERS INSTALLED
 Coal, No. #3 Army Ranges Gas, No. None. Gas, No. None.
 Electric No. None. * Lighting #5155151 Electric, No.
 Oil, No. None. " #4742412 Oil, No. None
 Steam, No. None. Cooking #1250667 Steam, No. None
 " #1249854 " #1249854 Water, No. None

ADDITIONS AND INSTALLATIONS

(Below enter chronologically all modifications, additions, introductions of water, sewer, lights, heating, etc.)

| DATE | | COST | DATE | COST |
|----------|--|-------|------|------|
| 1-31-32 | Installed two meters Watt hour Dunkin for range | 25.14 | | |
| | Installed shades window, green, viz: | | | |
| | 8 - 37"x34" | 7.04 | | |
| | 1 - 32"x60" | .65 | | |
| 5-24-35 | Installed meter watt hour Dunman #1250667 Grs 25 | 12.57 | | |
| | " " " " " #1249854 " 26 | 12.57 | | |
| 12-26-35 | Installed heater water, U.S. #40 w/40 gal. storage tank, Grs. 26 | 55.56 | | |
| 6-8-36 | Installed 18 sq. yds Linoleum, #1412 CV1621 | 18.90 | | |
| 7-6-36 | " 23 " " " " @1.05 | 24.15 | | |
| 2-8-36 | Installed 2 bowls, toilet | 28.00 | | |
| | 2 sinks kitchen | 63.50 | | |
| | 2 lavatories | 14.70 | | |
| | 4 tubs, laundry | 40.00 | | |
| | 2 tubs, bath | 74.00 | | |
| | 20 screens, window | 30.00 | | |
| | 4 screens, door | 14.00 | | |

INSTRUCTIONS.—"a" State whether heated from central heating or by individual heating plants, stoves, furnaces, or fireplaces.
 "b" State whether steam, vapor, hot water, or hot air.
 "c" State whether gas, coal, oil, or central heating plant.

Place FORT McDOWELL, ANGEL ISLAND, CALIFORNIA.
 Designation of building Non-commissioned Officers Quarters Capacity 2 N.C.O.
 Total cost, \$ 1300.00 Date completed 1904
 Material: Walls Frame Foundation Wood
 Roof Shingle Floors Wood
 Total floor area above basement, square feet 1467
 Size: Main building 20'6" x 68'8" Wings 18' x 27' Basement

O. Q. M. G.: Plan No. None Building No. 27 - 28

SIZE OF ROOMS

| FLOOR | DESIGNATION OF ROOM | WIDTH | LENGTH | HEIGHT |
|-------|---------------------|-------|--------|--------|
| 1st | Parlor | 10'0" | 12'0" | |
| " | Parlor | 11'0" | 15'6" | |
| " | Bedroom | 14'0" | 15'6" | |
| " | Bedroom | 13'6" | 14'0" | |
| " | Kitchen | 10'0" | 12'0" | |
| " | Kitchen | 11'0" | 15'6" | |
| " | Dining | 12'6" | 15'6" | |
| " | Dining | 13'8" | 12'8" | |
| " | Bath | 5'0" | 10'0" | |
| " | Bath | 6'7" | 9'8" | |

PROVIDED WITH—

How heated Stoves
 (..... sq. ft. rad.)
 How lighted Electricity
 Water connections Yes
 Sewer connections "
 Gas connections No
 Water-closets, No. 2
 Urinals, No. 0
 Wash sinks, No. 2
 Washbasins, No. 0
 Laundry tubs, No. 0
 Shower baths, No. 0
 Bathtubs, No. 2
 Screens, No. 0
 Storm sash, No. 0
 Storm doors, No. 0
 Window shades, No. 0
Stoves Coal, No.
 Ranges Gas, No.
 Electric, No.
 Water, No.
 Meters Gas, No.
 Electric, No.



ADDITIONS AND INSTALLATIONS

Below enter chronologically all modifications, additions, introduction of water, sewer, lights, etc., also dates for all changes of listed articles, etc.

4/24/37--Installed 1 heater, hot water, 40 gal. Cost. \$56.11
6-14-40 Renovation of interior and minor repairs C.R. " \$2,451.17 (528)

HEAVY FURNITURE INSTALLED

REPAIRS

| HEAVY FURNITURE INSTALLED | REPAIRS |
|-------------------------------|---------------------------|
| Bedsteads, iron, single | Expended to 6-30-21 |
| " " double | |
| Bookcases | Year ending 6-30-22 |
| Chairs, dining, arm | " " 6-30-23 |
| " " side | " " 6-30-24 |
| " " library, arm | " " 6-30-25 |
| " " side | " " 6-30-26 |
| Chests of drawers | " " 6-30-27 |
| Curtain poles | " " 6-30-28 |
| Desks | " " 6-30-29 |
| Dressers | " " 6-30-30 |
| Davenportes | " " 6-30-31 |
| Hatracks | " " 6-30-32 |
| Refrigerators | " " 6-30-33 |
| Rocking chairs | " " 6-30-34 |
| Sideboards | " " 6-30-35 |
| Tables, dining | " " 6-30-36 |
| " kitchen | " " 6-30-37 |
| " library | " " 6-30-38 |
| " parlor | " " 6-30-39 |
| Wall lockers | " " 6-30-40 |
| | Total |

WAR DEPARTMENT
Q.M.C. Form No. 117 (Old No. 173A)
Revised June 28, 1939

Post Plan No.

O.Q.M.G.: Plan No. Building No. 29

Place Fort McDowell, Angel Island, California (East Garrison)

Designation of building Officers' Assembly Building (File 600.05) Capacity

Total cost, \$ 1150.00 Date completed 1904

Material: Walls

Roof

Total floor area above basement, square feet

Size: Main building

a (How heated) Height of first floor above ground

b (Type of heat) How lighted

c (Type of domestic hot water heater) Water connections

Sewer connections

Gas connections

COOKING RANGES INSTALLED
(Give quantity and size)

Coal

Gas

Electric

Oil

Steam

REFRIGERATORS INSTALLED
(Give quantity and size)

Gas

Electric

Ice

METERS INSTALLED
(Give quantity and capacity)


Gas

Electric

Oil

Steam

Water



Approval of Secretary of War
as required by A. R. 30-1435
(Give date and File Number)

ADDITIONS AND INSTALLATIONS

(Below enter chronologically all modifications, additions, introductions of water, sewer, lights, heating, etc.)

| DATE | DESCRIPTION | COST | DATE | COST |
|---------|---|-------------|------|------|
| 6-14-40 | Rehabilitation of plumbing lines, steam lines and electrical system. CR | \$21,602.31 | | |
| | | | | |
| | | | | |
| | | | | |
| | | | | |

INSTRUCTIONS.—“a” State whether heated from central heating or by individual heating plants, stoves, furnaces, or fireplaces.
“b” State whether steam, vapor, hot water, or hot air.
“c” State whether gas, coal, oil, or central heating plant.

See reverse side of form.

Post Plan No. 536-462

O.Q.M.G.: Plan No. Building No. 29

Place Fort McDowell, Angel Island, California (East Garrison) * 7 Officers
Designation of building Officers Assembly Capacity 6696 Sq.Ft.

Total cost, \$ 1150.00 Date completed 1904
Material: Walls Frame Foundation Cement
Roof Shingle Floors Wood & Cement

Total floor area above basement, square feet 3348
Size: Main building 23'6" x 83'2" Wings 11'8" x 73'6" Basement

a Central Heating Plant (How heated) Height of first floor above ground Ground level
b Steam (Type of heat) How lighted Electricity
c Central Heating Plant - Storage Tank (Type of domestic hot water heater) Water connections Yes
Sewer connections Yes
Gas connections None

COOKING RANGES INSTALLED
(Give quantity and size)

Coal None
Gas None
Electric 2 each*
Oil None
Steam None

REFRIGERATORS INSTALLED
(Give quantity and size)

Gas None
Electric GM Frigidaire
Ice 1 ea., #4 White Enamel

METERS INSTALLED
(Give quantity and capacity)

Gas None
Electric *2 ea., 25A 230-240V
Oil None
Steam None
Water None

*1-W.E. Frame Style
#292715, Type B-84
2-W.E. Console, Cabinet
Range, #174051

*Cooking #1250740, Lighting #1250600
ADDITIONS AND INSTALLATIONS

(Below enter chronologically all modifications, additions, introductions of water, sewer, lights, heating, etc.)

| DATE | | COST | DATE | | COST |
|---------|---|-----------|------|--|------|
| | Expended on Building from July 1, 1935 to January 19, 1940. | 768.87 | | | |
| 4/30/40 | Rehabilitation, including concrete foundation and developing of first floor into Officers' Quarters, 7 Bedrooms and 3 Bathrooms, with installations incident thereto. | 17,096.42 | | | |
| | | | | | |
| | | | | | |
| | | | | | |
| | | | | | |
| | | | | | |
| | | | | | |
| | | | | | |
| | | | | | |
| | | | | | |
| | | | | | |
| | | | | | |
| | | | | | |
| | | | | | |
| | | | | | |
| | | | | | |
| | | | | | |

INSTRUCTIONS.—“a” State whether heated from central heating or by individual heating plants, stoves, furnaces, or fireplaces.
“b” State whether steam, vapor, hot water, or hot air.
“c” State whether gas, coal, oil, or central heating plant.



Post Plan No.

O.Q.M.G.: Plan No. Unknown Building No. 31

Place Fort McDowell, Angel Island, California. (East Garrison)

Designation of building Wharf Capacity 1-bay str. 1-launch

Total cost, \$ 14,872.00 Date completed 1906

Material: Walls Foundation Iron and Wooden piles

Roof Floors wood.

Total floor area above basement, square feet 9,560

Size: Main building 120'x100'x90'x59' ~~Walls~~ Approach 16'x43' Basement

a (How heated) Height of first floor above ground

b (Type of heat) How lighted Electricity

c (Type of domestic hot water heater) Water connections Yes

Gas connections None.

Gas connections None.

COOKING RANGES INSTALLED

Coal, No. None. Gas, No. None.

Gas, No. None. Electric No. 1475811

Electric No. None. Oil, No. None.

Oil, No. None. Steam, No. None.

Steam, No. None. Water, No. None.

METERS INSTALLED


Gas, No. None.

Electric, No. 1475811

Oil, No. None.

Steam, No. None.

Water, No. None.

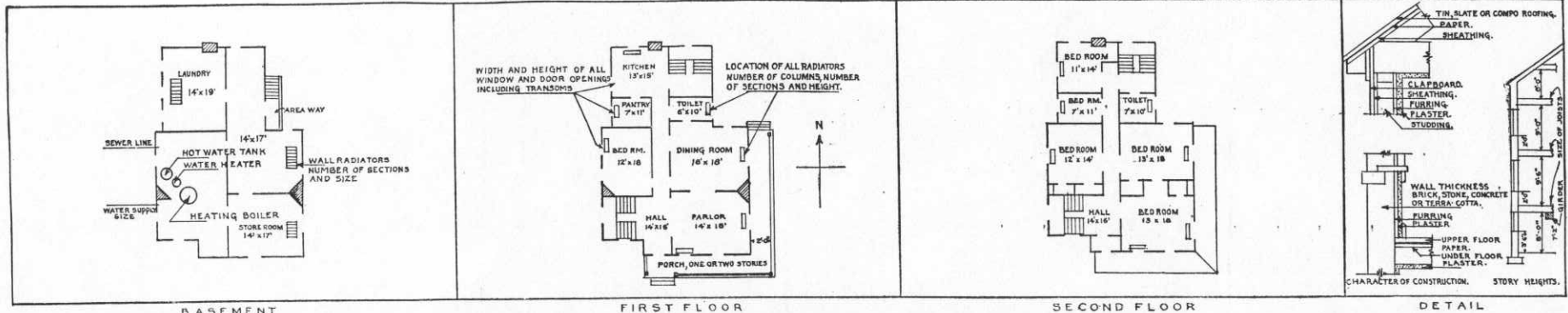


ADDITIONS AND INSTALLATIONS

(Below enter chronologically all modifications, additions, introductions of water, sewer, lights, heating, etc.)

| DATE | | COST | DATE | COST |
|-----------|------------------------------|----------|------|------|
| June 1910 | Wharf extended (See remarks) | 4,872.00 | | |
| July 1935 | Repairs | 4,390.20 | | |
| 4-4-40 | Repairs to Wharf CR | 4,849.00 | | |
| 6-14-40 | Repairs CR | 2,290.58 | | |
| | | | | |
| | | | | |
| | | | | |
| | | | | |
| | | | | |
| | | | | |
| | | | | |
| | | | | |
| | | | | |
| | | | | |
| | | | | |
| | | | | |
| | | | | |
| | | | | |
| | | | | |
| | | | | |
| | | | | |
| | | | | |
| | | | | |
| | | | | |
| | | | | |
| | | | | |
| | | | | |

INSTRUCTIONS.—"a" State whether heated from central heating or by individual heating plants, stoves, furnaces, or fireplaces.
 "b" State whether steam, vapor, hot water, or hot air.
 "c" State whether gas, coal, oil, or central heating plant.



IN SPACE BELOW SKETCH BASEMENT AND FLOOR PLANS OF BUILDINGS, GIVING DATA AS PER PLANS ABOVE.

| | |
|--|--|
| | |
|--|--|

REMARKS

Wharf extended to the following dimensions: 120'x100'x90'x59'. Number changed from 54 to 31 per G.M.G.O. file #600.911, Oct. 9, 1916, Water connections on wharf for water boats, pumping water to tanks.

INSTRUCTIONS

If plans of building are available, forward copy of same showing information called for above. These plans should be checked against the building and any variations from same in the building as constructed should be noted.
 If plans are not available make sketch plans and elevation in spaces above. The plans shown are typical of "quarters." Similar plans may be made for all types of buildings. There are 10 squares to the inch. Each square will represent 1', 2', 4', or 8', etc., as may be necessary to show entire building in the space allowed. Show inside dimensions and designation of each room. Indicate location of water and sewer connections. In space under heading "Details" show character of construction, story heights, etc.

Post Plan No. _____

O. Q. M. G.: Plan No. Unknown Building No. 32

Place Fort McDowell, Angel Island, California. (East Garrison)
 Designation of building Non-Commissioned Officers Quarters Capacity 1-N.O.C.O.
 Total cost, \$ 1,700.00 Date completed May 31, 1906
 Material: Walls Frame Foundation Stone piers
 Roof Shingles Floors Wood
 Total floor area above basement, square feet 934.29
 Size: Main building 28'2" X 33'2" Wings 16' X 18' Basement _____
 a Stoves _____ Height of first floor above ground 1'6"
 (How heated) _____ How lighted Electricity
 b Coal _____ Water connections Yes
 (Type of heat) _____ Sewer connections Yes
 c 40 gal. hot water tank attached to range Gas connections No
 (Type of domestic hot water heater) _____
COOKING RANGES INSTALLED
 Coal, No. 1-No. 3 Army Range
 Gas, No. None
 Electric, No. None
 Oil, No. None
 Steam, No. None
METERS INSTALLED
 Gas, No. None
 Electric, No. 1475813
 Oil, No. None
 Steam, No. None
 Water, No. None



ADDITIONS AND INSTALLATIONS

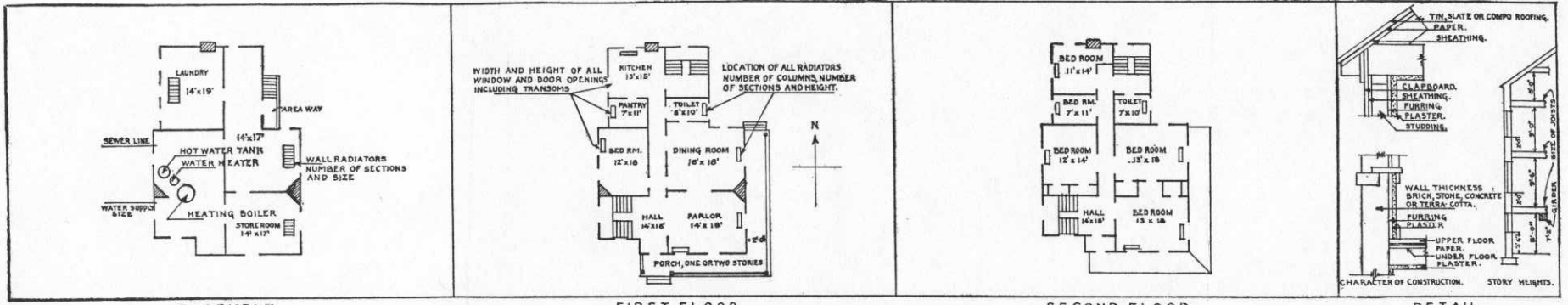
(Below enter chronologically all modifications, additions, introductions of water, sewer, lights, heating, etc.)

| DATE | | COST | DATE | | COST |
|----------|---|-------|------|--|------|
| 11-2-06 | Bath tub and Wash basin installed | 30.60 | | | |
| 11-10-06 | Water closet installed | 24.00 | | | |
| 11-14-07 | Range boiler, 40 gal. installed; G.I. | 38.50 | | | |
| 12-29-31 | Installed hot water heater, coal burning, 40 gal. | 50.56 | | | |
| | | | | | |
| | | | | | |
| | | | | | |
| | | | | | |
| | | | | | |
| | | | | | |
| | | | | | |
| | | | | | |
| | | | | | |
| | | | | | |
| | | | | | |
| | | | | | |
| | | | | | |
| | | | | | |
| | | | | | |
| | | | | | |
| | | | | | |
| | | | | | |
| | | | | | |

INSTRUCTIONS.—“a” State whether heated from central heating or by individual heating plants, stoves, furnaces, or fireplaces.
 “b” State whether steam, vapor, hot water, or hot air.
 “c” State whether gas, coal, oil, or central heating plant.

See reverse side of form.

V



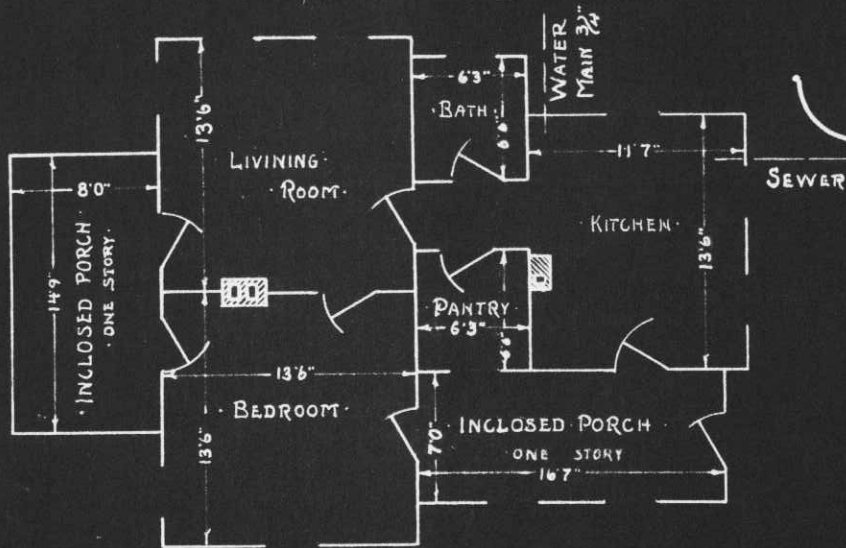

BASEMENT FIRST FLOOR SECOND FLOOR DETAIL
 IN SPACE BELOW SKETCH BASEMENT AND FLOOR PLANS OF BUILDINGS, GIVING DATA AS PER PLANS ABOVE.

| | |
|--|--|
| <p style="text-align: center;">REMARKS</p> <p>Formerly designated as "Hospital Sergeants Quarters". Number changed from 55 to 32 per QMGO File #600.911, Oct. 9, 1916.</p> | |
|--|--|

INSTRUCTIONS

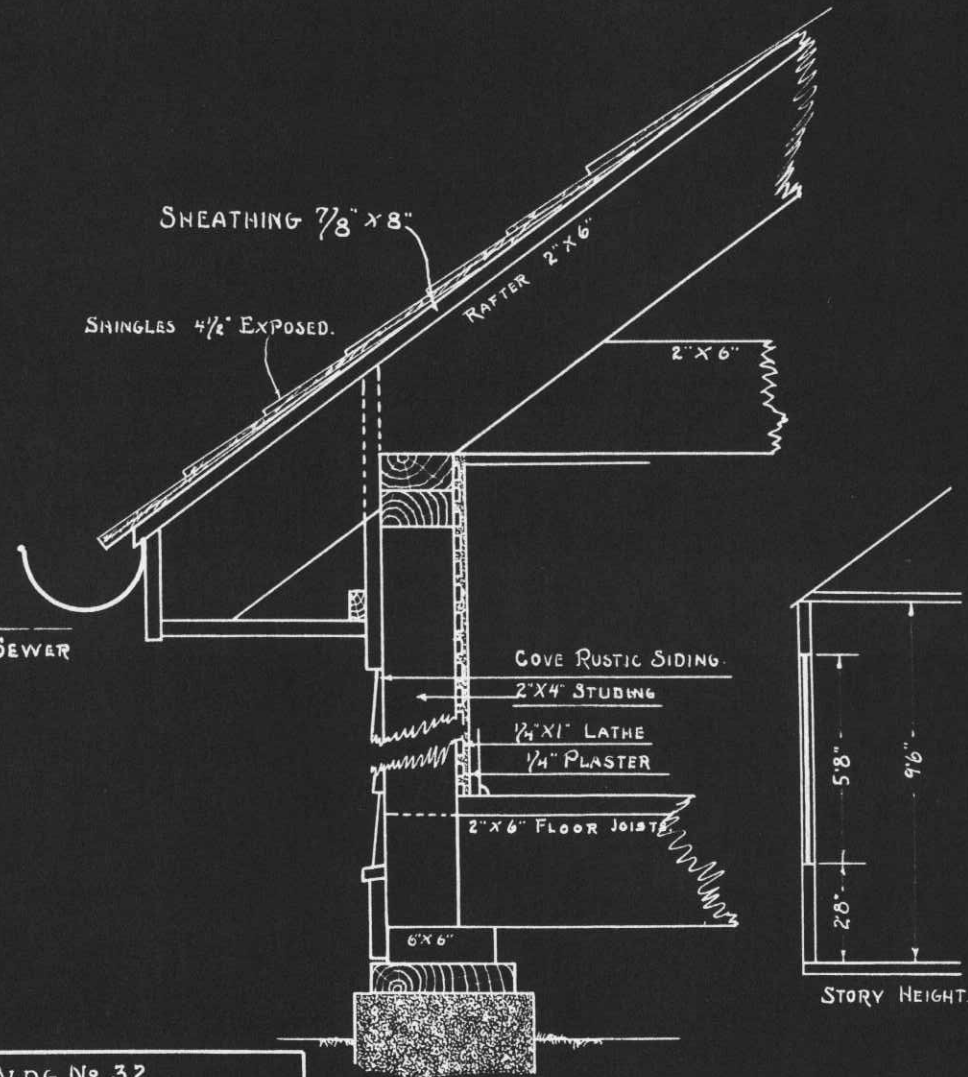
If plans of building are available, forward copy of same showing information called for above. These plans should be checked against the building and any variations from same in the building as constructed should be noted.

If plans are not available make sketch plans and elevation in spaces above. The plans shown are typical of "quarters." Similar plans may be made for all types of buildings. There are 10 squares to the inch. Each square will represent 1', 2', 4', or 8', etc., as may be necessary to show entire building in the space allowed. Show inside dimensions and designation of each room. Indicate location of water and sewer connections. In space under heading "Details" show character of construction, story heights, etc.



FLOOR PLAN
SCALE $\frac{1}{8}'' = 1'0''$

BLDG. No. 32.
DRAWN BY, *d.w.h.*
CHECKED BY, *J. A. Green*



CHARACTER OF CONSTRUCTION
SCALE $\frac{1}{8}'' = 1'$

Post Plan No.

O. Q. M. C.: Plan No. Unknown Building No. 36

Place Fort McDowell, Angel Island, California. (East Garrison)
 Designation of building Non-Commissioned Officers Quarters Capacity 1-N.C.O.
 Total cost, \$ 500.00 Date completed April, 1916
 Material: Walls Frame Foundation Concrete piers
 Roof Shingles Floors Wood
 Total floor area above basement, square feet 1,064.
 Size: Main building 28' X 38' Wings 0 Basement 0
 a. Stoves (How heated) Height of first floor above ground 5'
 b. Coal (Type of heat) How lighted Electricity
 c. 40 gal. boiler attached to range (Type of domestic hot water heater) Water connections Yes
 Sewer connections Yes
 Gas connections None
COOKING RANGES INSTALLED **METERS INSTALLED**
 Coal, No. 1-No. 3 Army Range Gas, No. None
 Gas, No. None Electric, No. 3834304
 Electric, No. None Oil, No. None
 Oil, No. None Steam, No. None
 Steam, No. None Water, No. None

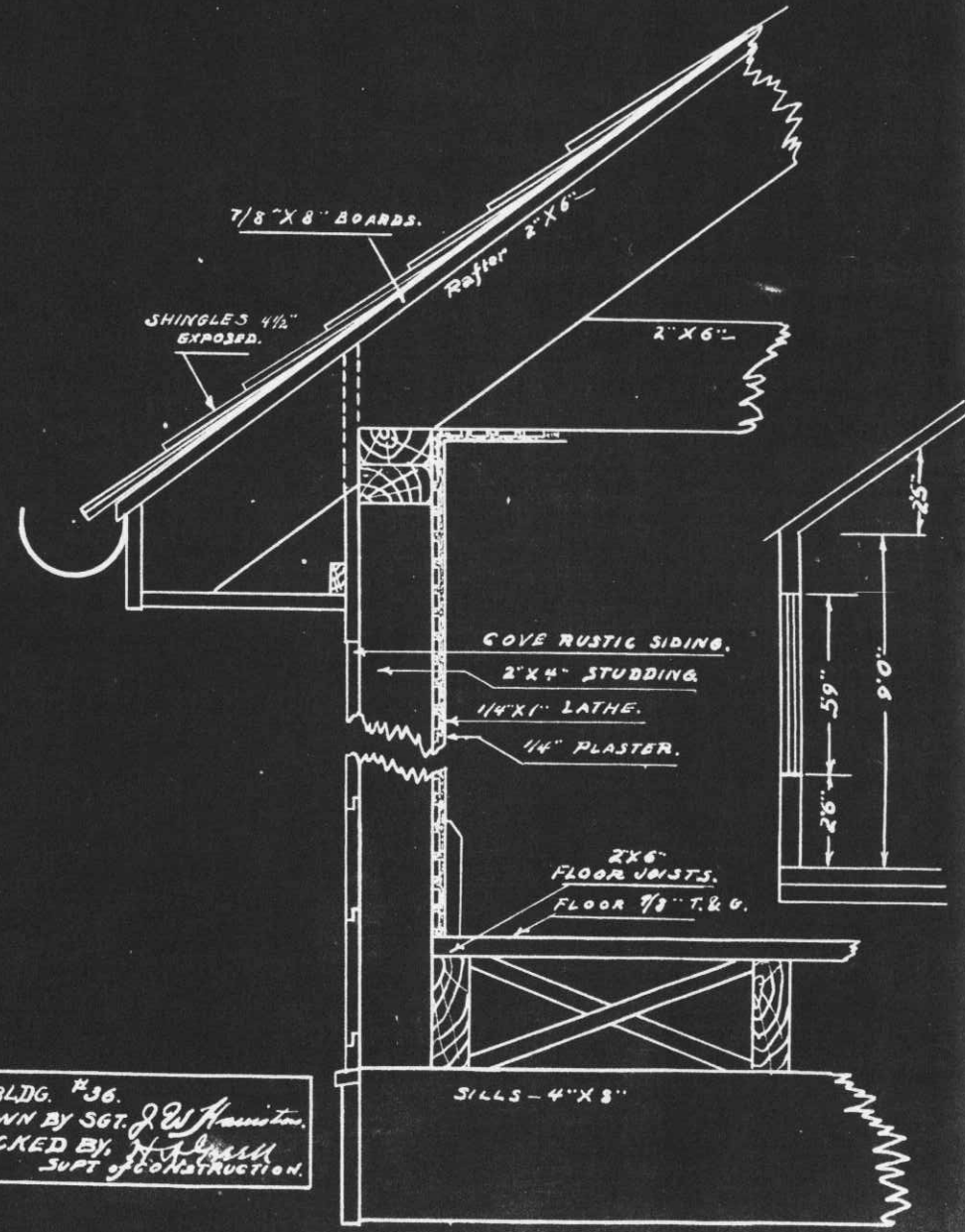
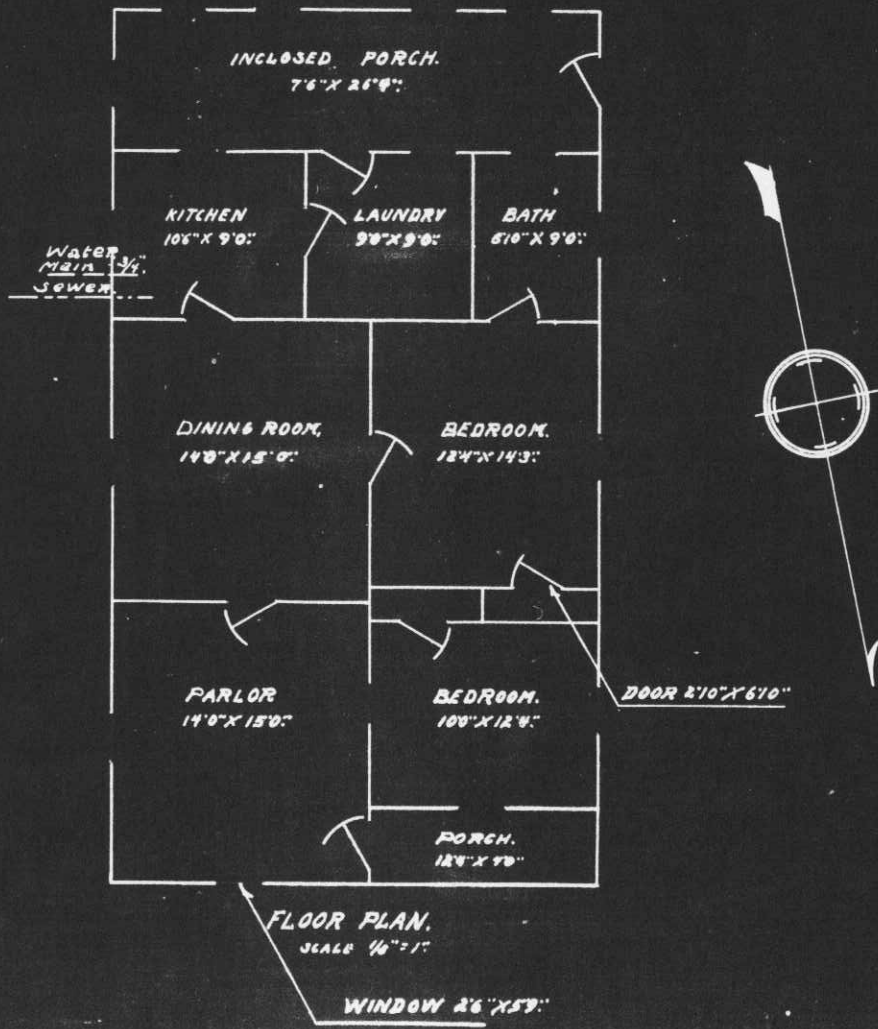


ADDITIONS AND INSTALLATIONS

(Below enter chronologically all modifications, additions, introductions of water, sewer, lights, heating, etc.)

| DATE | DESCRIPTION | COST | DATE | COST |
|----------|---|----------|------|------|
| 3-31-31 | Installed one switch, Trumbull, #44322 | \$ 5.65. | | |
| 10-27-31 | Installed hot water heater, coal burning, 40 gal. | \$10.56. | | |
| 6-14-40 | Minor repairs to interior. | \$960.08 | | |
| | | | | |
| | | | | |
| | | | | |
| | | | | |
| | | | | |
| | | | | |
| | | | | |
| | | | | |
| | | | | |
| | | | | |
| | | | | |
| | | | | |
| | | | | |
| | | | | |
| | | | | |
| | | | | |
| | | | | |

INSTRUCTIONS.—“a” State whether heated from central heating or by individual heating plants, stoves, furnaces, or fireplaces.
 “b” State whether steam, vapor, hot water, or hot air.
 “c” State whether gas, coal, oil, or central heating plant.




BLDG. #36.
 DRAWN BY SGT. J. W. Hamilton.
 CHECKED BY, H. J. Smith
 SUPT. OF CONSTRUCTION.

CHARACTER OF CONSTRUCTION.
 1/8" = 1"

Post Plan No. _____

O. Q. M. G.: Plan No. Unknown Building No. 37

Place Fort McDowell, Angel Island, California. (East Garrison)
 Designation of building Non-Commissioned Officers Quarters Capacity 1-N. C. O.
 Total cost, \$ 177.25 Date completed January, 1916
 Material: Walls Frame Foundation Wood
 Roof Shingles Floors Wood
 Total floor area above basement, square feet 1,057
 Size: Main building 28' X 37' 9" Wings 0 Basement 0
 a Stoves (How heated) _____ Height of first floor above
 ground 2'6"
 b Coal (Type of heat) _____ How lighted Electricity
 c 40 gal. boiler attached to range (Type of domestic hot water heater) _____
 Water connections Yes
 Sewer connections Yes
 Gas connections None
 COOKING RANGES INSTALLED METERS INSTALLED
 Coal, No. 1-No. 3 Army Range Gas, No. None
 Gas, No. None Electric, No. 486855
 Electric, No. None Oil, No. None
 Oil, No. None Steam, No. None
 Steam, No. None Water, No. None



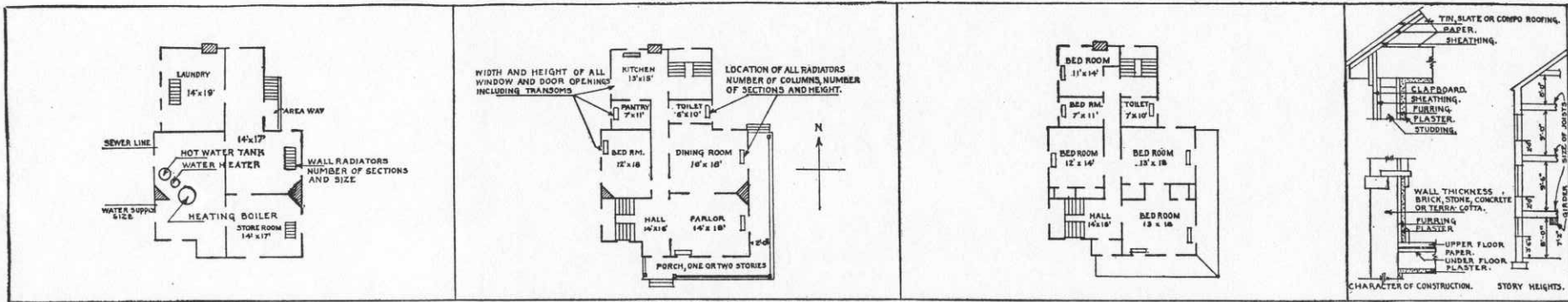
ADDITIONS AND INSTALLATIONS

(Below enter chronologically all modifications, additions, introductions of water, sewer, lights, heating, etc.)

| DATE | | COST | DATE | | COST |
|----------|-----------------------------|-------|------|--|------|
| 12-29-28 | Two tubs, laundry installed | 49.50 | | | |
| | | | | | |
| | | | | | |
| | | | | | |
| | | | | | |
| | | | | | |
| | | | | | |
| | | | | | |
| | | | | | |
| | | | | | |
| | | | | | |
| | | | | | |
| | | | | | |
| | | | | | |
| | | | | | |
| | | | | | |
| | | | | | |
| | | | | | |

INSTRUCTIONS.—“a” State whether heated from central heating or by individual heating plants, stoves, furnaces, or fireplaces.
 “b” State whether steam, vapor, hot water, or hot air.
 “c” State whether gas, coal, oil, or central heating plant.

See reverse side of form.



BASEMENT FIRST FLOOR SECOND FLOOR
 IN SPACE BELOW SKETCH BASEMENT AND FLOOR PLANS OF BUILDINGS, GIVING DATA AS PER PLANS ABOVE
 CHARACTER OF CONSTRUCTION. STORY HEIGHTS.

| | | |
|--|--|--|
| | | |
|--|--|--|

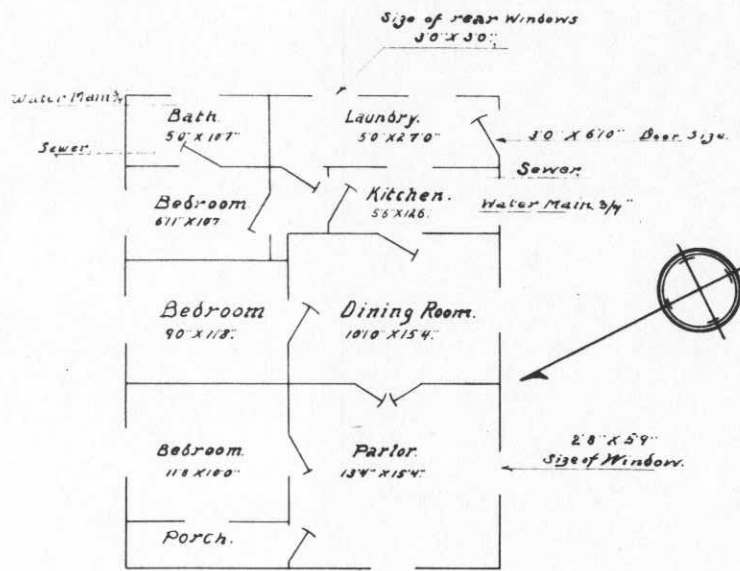
REMARKS

Constructed by post labor with materials salvaged from buildings condemned and destroyed at West Garrison.

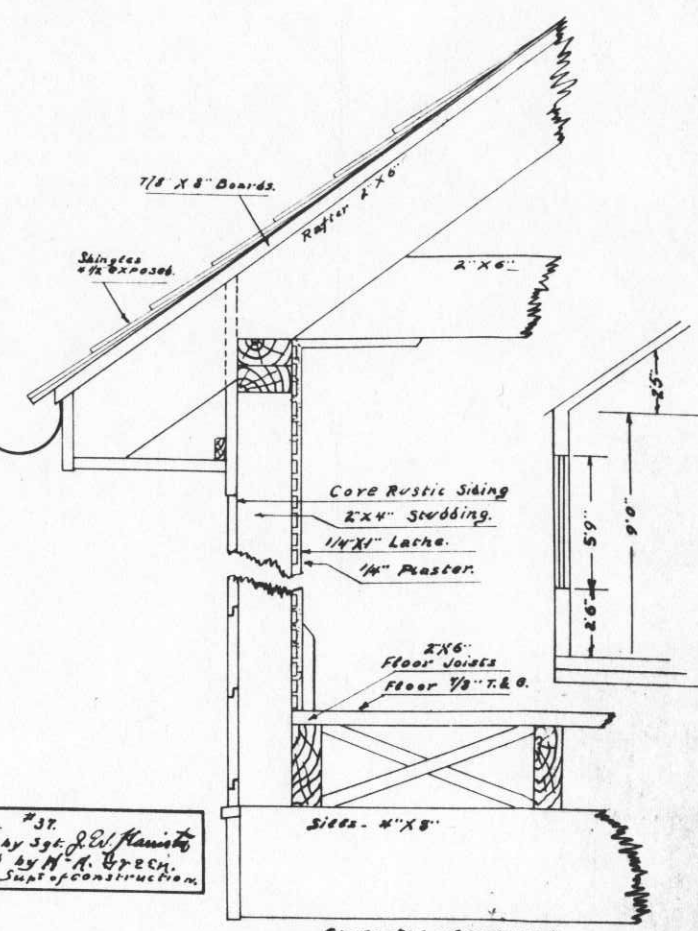
INSTRUCTIONS

If plans of building are available, forward copy of same showing information called for above. These plans should be checked against the building and any variations from same in the building as constructed should be noted.

If plans are not available make sketch plans and elevation in spaces above. The plans shown are typical of "quarters." Similar plans may be made for all types of buildings. There are 10 squares to the inch. Each square will represent 1', 2', 4', or 8', etc., as may be necessary to show entire building in the space allowed. Show inside dimensions and designation of each room. Indicate location of water and sewer connections. In space under heading "Details" show character of construction, story heights, etc.



FLOOR PLAN.
SCALE 1/8" = 1"



BLDG. #37.
 Drawn by Sgt. J. W. Hammit
 Checked by M. A. Green,
 Supt. of Construction.

CHARACTER OF CONSTRUCTION.
1/8" = 1"

Revised

Post Plan No. 0-41

O.Q.M.G.: Plan No. Building No. P-38

Place Port Mc Dowell, Angel Island, California (North Garrison)
Designation of building Linen room and Orderly Room Capacity 1608 sq. ft.
Total cost, \$ 750.00 Date completed August, 1914.
Material: Walls Stucco over wood frame Foundation Concrete
Roof Composition roofing Floors Concrete and wood flooring
Total floor area above basement, square feet 1616
Size: Main building 64' X 25'3" Wings None Basement None
a Individual Heating Stove Height of first floor above
(How heated) ground ground level
b Coal How lighted Electricity
(Type of heat) Water connections None
c None Sewer connections None
(Type of domestic hot water heater) Gas connections None

COOKING RANGES INSTALLED
(Give quantity and size)

Coal None
Gas None
Electric None
Oil None
Steam None

REFRIGERATORS INSTALLED
(Give quantity and size)

Gas None
Electric None
Ice None

METERS INSTALLED
(Give quantity and capacity)

Gas None
Electric 1 - ea.
Oil None
Steam None
Water None



Work accomplished by WPA funds
Appropriated under Proj. OP 65-2-08-174.

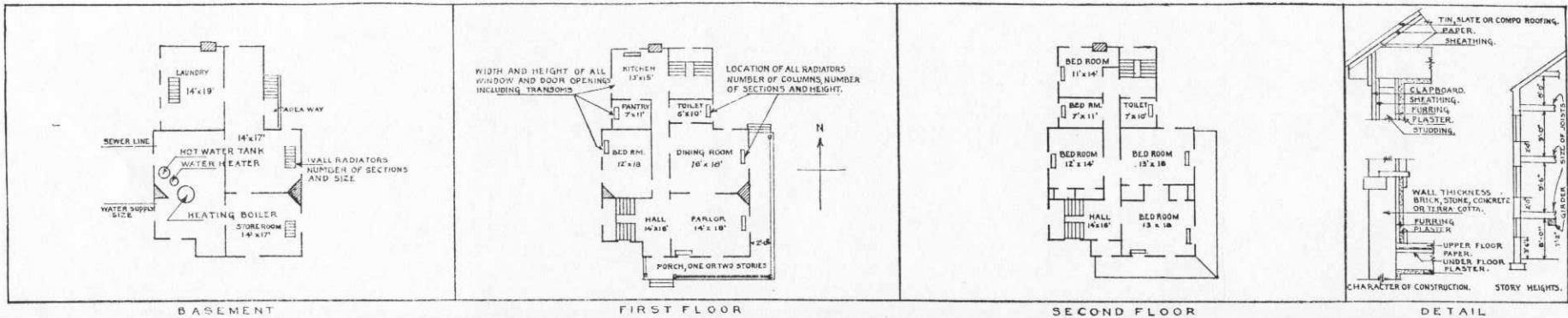
ADDITIONS AND INSTALLATIONS

(Below enter chronologically all modifications, additions, introductions of water, sewer, lights, heating, etc.)

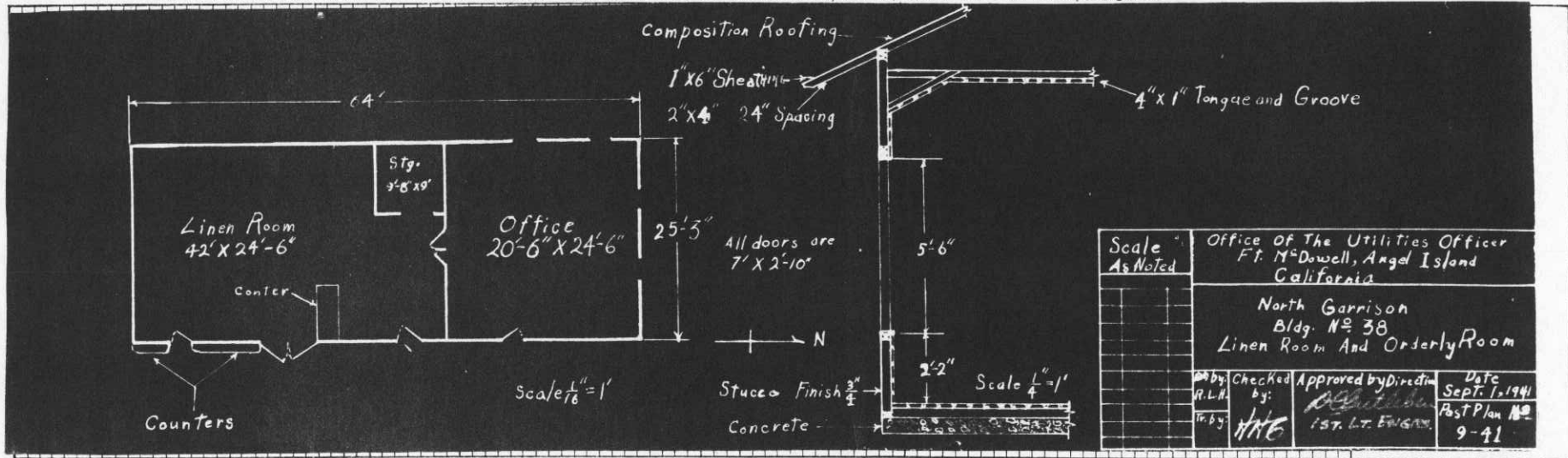
| DATE | | COST | DATE | | COST |
|------|---|-------------|------|--|------|
| | No expenditures to date. | | | | |
| | Rehabilitation and alterations to convert building from Wagon Shed to Linen room and orderly room completed 11/1/41. Total cost includes: WPA Labor \$2156.00; WPA Material \$262.00; and \$85.62 B&Q Material. | \$ 2,504.62 | | | |
| | | | | | |
| | | | | | |
| | | | | | |
| | | | | | |
| | | | | | |
| | | | | | |
| | | | | | |
| | | | | | |
| | | | | | |
| | | | | | |
| | | | | | |
| | | | | | |
| | | | | | |
| | | | | | |
| | | | | | |
| | | | | | |
| | | | | | |
| | | | | | |
| | | | | | |
| | | | | | |

INSTRUCTIONS.—“a” State whether heated from central heating or by individual heating plants, stoves, furnaces, or fireplaces.
“b” State whether steam, vapor, hot water, or hot air.
“c” State whether gas, coal, oil, or central heating plant.

See reverse side of form.



BASEMENT FIRST FLOOR SECOND FLOOR
 IN SPACE BELOW SKETCH BASEMENT AND FLOOR PLANS OF BUILDINGS, GIVING DATA AS PER PLANS ABOVE



| | |
|-------------------|--|
| Scale As Noted | Office of The Utilities Officer Ft. M ^c Dowell, Angel Island California |
| | North Garrison Bldg. No. 38 Linen Room And Orderly Room |
| by: R.L.R. | Checked by: <i>[Signature]</i> |
| by: HNE | Approved by: <i>[Signature]</i> 1ST. LT. EWING |
| | Date SEPT. 1, 1941 |
| | Pos'n Plan No. 9-41 |

REMARKS

INSTRUCTIONS

If plans of building are available, forward copy of same showing information called for above. These plans should be checked against the building and any variations from same in the building as constructed should be noted.

If plans are not available make sketch plans and elevation in space above. The plans shown are typical of "quarters." Similar plans may be made for all types of buildings. There are 10 squares to the inch. Each square will represent 1', 2', 4', or 8', etc., as may be necessary to show entire building in the space allowed. Show inside dimensions and designation of each room. Indicate location of water and sewer connections. In space under heading "Details" show character of construction, story heights, etc.

1
See next Form

Post Plan No. _____

O. Q. M. G.: Plan No. _____ Building No. 38

Place Fort McDowell, Angel Island, California. (East Garrison)

Designation of building Automobile-Shed. Linen Room & Orderly Room Capacity 0-Vehicles

Total Cost, \$ 750.00 Date completed August 1914

Material: Walls Frame Foundation Concrete

Roof Tar Paper Floors Earth

Total floor area above basement, square feet 1,502

Size: Main building 25'0" X 64'4" Wings None Basement None

a None Height of first floor above ground Ground Level
(How heated)

b None How lighted Not lighted
(Type of heat)

c None Water connections None
(Type of domestic hot water heater) Sewer connections None
Gas connections None

COOKING RANGES INSTALLED METERS INSTALLED


Coal, No. None Gas, No. None

Gas, No. None Electric, No. None

Electric, No. None Oil, No. None

Oil, No. None Steam, No. None

Steam, No. None Water, No. None



ADDITIONS AND INSTALLATIONS

(Below enter chronologically all modifications, additions, introductions of water, sewer, lights, heating, etc.)

| DATE | | COST | DATE | DATE |
|---------|--|-----------|------|------|
| 10-8-11 | State Project No. 65-2-08-174. Necessary re-habilitate to change to linen room. Complete | \$1776.56 | | |
| | | | | |
| | | | | |
| | | | | |
| | | | | |
| | | | | |
| | | | | |
| | | | | |
| | | | | |
| | | | | |
| | | | | |
| | | | | |
| | | | | |
| | | | | |
| | | | | |
| | | | | |
| | | | | |
| | | | | |
| | | | | |
| | | | | |
| | | | | |

INSTRUCTIONS—"a" State whether heated from central heating or by individual heating plants, stoves, furnaces, or fireplaces.
 "b" State whether steam, vapor, hot water, or hot air.
 "c" State whether gas, coal, oil, or central heating plant.

See reverse side of form.

✓

Post Plan No. _____

O.Q.M.G.: Plan No. 253 Building No. P 16

Place Fort McDowell, Angel Island, California (East Garrison)
 Designation of building Administration Building Capacity _____
 Total cost, \$ 7,075.00 Date completed July, 1911.
 Material: Walls Concrete Foundation Concrete
 Roof Tile Floors Wood floor and flooring.
 Total floor area above basement, square feet 3808
 Size: Main building 26' X 34' Wings None Basement None
 a Central Heating Plant Height of first floor above ground 2'
 (How heated)
 b Steam How lighted Electricity
 (Type of heat)
 c C.H.P. Water connections 1"
 (Type of domestic hot water heater) Sewer connections 6"
 Gas connections None

COOKING RANGES INSTALLED
 (Give quantity and size)
 Coal None
 Gas None
 Electric None
 Oil None
 Steam None

REFRIGERATORS INSTALLED
 (Give quantity and size)
 Gas None
 Electric None
 Ice None

METERS INSTALLED
 (Give quantity and capacity)
 Gas None
 Electric 1-each
 Oil None
 Steam None
 Water None



ADDITIONS AND INSTALLATIONS

(Below enter chronologically all modifications, additions, introductions of water, sewer, lights, heating, etc.)

| DATE | | COST | DATE | COST |
|---------|--|-----------|------|------|
| | Expenditures from 12/29/11 to 5/10/38 | \$1340.37 | | |
| 3-16-42 | General Rehabilitation. Total includes \$467.69 Electrical re-wiring, \$838.18 Carpentry \$343.41 Plastering, \$540.87 Interior and exterior painting and \$223.29 for repairs to roofing | \$2413.44 | | |
| | | | | |
| | | | | |
| | | | | |
| | | | | |
| | | | | |
| | | | | |
| | | | | |
| | | | | |
| | | | | |
| | | | | |
| | | | | |
| | | | | |
| | | | | |
| | | | | |
| | | | | |
| | | | | |

INSTRUCTIONS.—"a" State whether heated from central heating or by individual heating plants, stoves, furnaces, or fireplaces.
 "b" State whether steam, vapor, hot water, or hot air.
 "c" State whether gas, coal, oil, or central heating plant.

Post Plan No.

O. O. M. C. : Plan No. 253

Building No. P-16

Place Fort McDowell, Angel Island, California (East Garrison)
 Designation of building Administration Building Capacity _____
 Total cost, \$ 7,075. Date completed July 1911.
 Material: Walls Concrete Foundation Concrete
 Roof Tile Floors Wood
 Total floor area above basement, square feet 4774
 Size: Main building 56' X 24' Rear wings (10' X 44' x 2) (8 1/2' X 10') Basement None
 a Central Heating Plant Height of first floor above ground 2'
 (How heated)
 b Steam How lighted Electricity
 (Type of heat)
 c Central Heating Plant Water connections 1- inch
 (Type of domestic hot water heater) Sewer connections 6- inch
 Gas connections None

COOKING RANGES INSTALLED

Coal, No. None
 Gas, No. None
 Electric, No. None
 Oil, No. None
 Steam, No. None

METERS INSTALLED

Gas, No. None
 Electric, No. 1- ea
 Oil, No. None
 Steam, No. None
 Water, No. None



ADDITIONS AND INSTALLATIONS

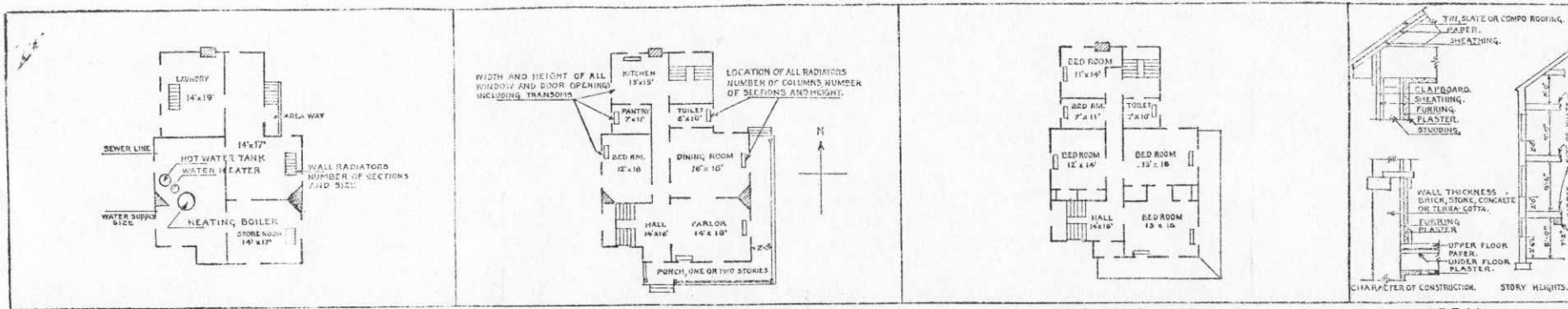
(Below enter chronologically all modifications, additions, introductions of water, sewer, lights, heating, etc.)

| DATE | | COST | DATE | COST |
|---------|---|------------|------|------|
| | Expenditures from 12/29/11 to 5/10/38. | \$1340.37 | | |
| 3-16-42 | General Rehabilitation. Total cost includes \$467.69 Electric rewiring, \$828.18 carpentry, \$242.41 Plastering, \$540.87 interior and exterior painting and \$222.29 for repairs to roofing. | \$ 2413.44 | | |
| | | | | |
| | | | | |
| | | | | |
| | | | | |
| | | | | |
| | | | | |
| | | | | |
| | | | | |
| | | | | |
| | | | | |
| | | | | |
| | | | | |

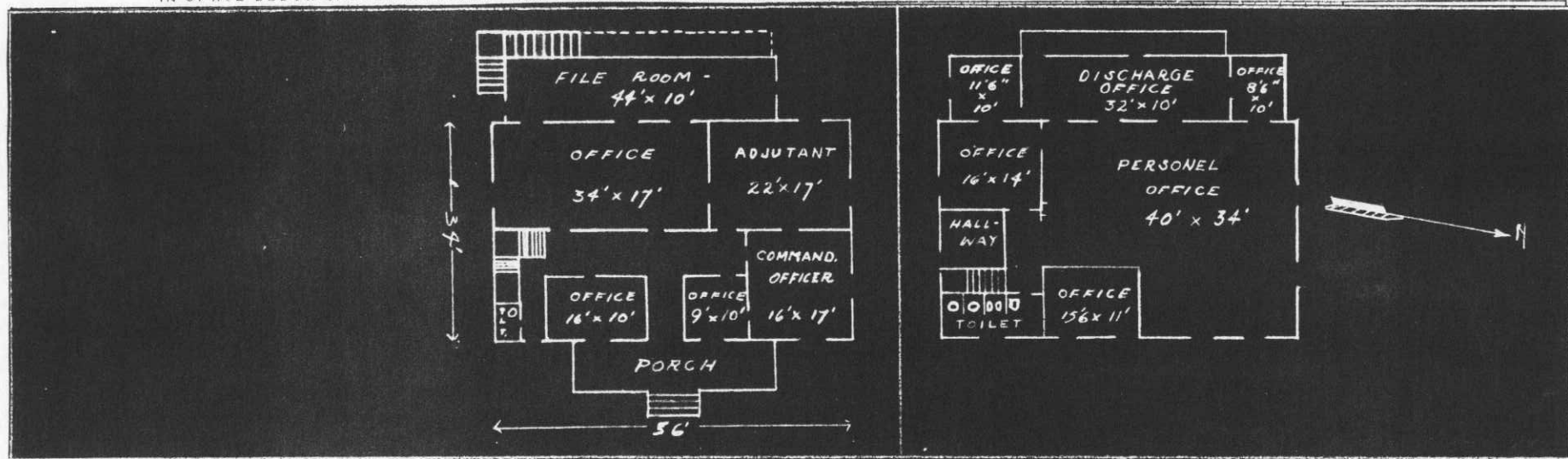
INSTRUCTIONS.—“a” State whether heated from central heating or by individual heating plants, stoves, furnaces, or fireplaces.
 “b” State whether steam, vapor, hot water, or hot air.
 “c” State whether gas, coal, oil, or central heating plant.

See reverse side of form.

Revised



BASEMENT FIRST FLOOR SECOND FLOOR DETAIL
 IN SPACE BELOW SKETCH BASEMENT AND FLOOR PLANS OF BUILDINGS, GIVING DATA AS PER PLANS ABOVE



REMARKS

INSTRUCTIONS


If plans of building are available, forward copy of same showing information called for above. These plans should be checked against the building and any variations from same in the building as constructed should be noted.

If plans are not available make sketch plans and elevation in spaces above. The plans shown are typical of "quarters." Similar plans may be made for all types of buildings. There are 10 squares to the inch. Each square will represent 1', 2', 4', or 8', etc., as may be necessary to show entire building in the space allowed. Show inside dimensions and designation of each room. Indicate location of water and sewer connections. In space under heading "Details" show character of construction, story heights, etc.

See New Form

Post Plan No. _____
 6473-1021x
 O. Q. M. G.: Plan No. 270 - A Building No. 12, 13, 14, 15

Place Fort McDowell, Angel Island, California. (East Garrison) *4 w.*
 Designation of building Officers Quarters Capacity 2 Capt. 2 Lts.
 Total cost, \$ 29,230.00 Date completed August, 1916.
 Material: Walls Concrete Foundation Concrete
 Roof Tile Floors Wood
 Total floor area above basement, square feet 9,000.
 Size: Main building 140'11" X 35'10" Wings 0 Basement 3889 sq.ft.
 a Furnace ~~1 coal~~ # 32-7- 883 sq.ft. radiation Height of first floor above
 Central Heating Plant Hot Water ground 2'6"
 b Hot Water Steam How lighted Electricity
 Circulating Tank (Type of heat) Water connections Yes
 c Wobaco Heater #300 (Coal Burning. Cap. 600 gal. Sewer connections Yes
 (Type of domestic hot water heater) Disconnected Gas connections No
 11-6-31.
COOKING RANGES INSTALLED **METERS INSTALLED**
 Coal, No. 4 - No. 3 Ranges Gas, No. None
 Gas, No. None Electric, No. (3745514 - 3752688
 Electric, No. None 4 (4-Burner) Oil, No. None (3752572 - 545231
 Oil, No. None Steam, No. None
 Steam, No. None Water, No. None



ADDITIONS AND INSTALLATIONS

(Below enter chronologically all modifications, additions, introductions of water, sewer, lights, heating, etc.)

| DATE | | COST | DATE | | COST |
|----------|---|-------------|------|--|------|
| 12-29-11 | Installed window shades | 58.00 | | | |
| 1- 9-12 | Installed screen doors and windows | 364.44 | | | |
| 12-5-29 | Installed Westinghouse Electric Ranges. (Four) | 238.08 | | | |
| 12-5-29 | Installed Coal Burning Water Heaters. | 110.00 | | | |
| 11-6-31 | Installed tank, hot water storage, horizontal, circulating, 250 gals. capacity. | 80.00 | | | |
| 6-14-40 | Plumbing repairs and replacements (Bldg. #12) <i>CR</i> | \$13,761.10 | | | |
| 6-14-40 | Preparatory work prior to complete rehabilitation and renovation of interior. (Bldg. #13) <i>CR</i> | \$1,618.14 | | | |
| 6-14-40 | Complete rehabilitation and renovation of interior. (Bldg. #15) <i>CR</i> | \$14,332.88 | | | |
| | | | | | |
| | | | | | |
| | | | | | |
| | | | | | |
| | | | | | |
| | | | | | |
| | | | | | |
| | | | | | |
| | | | | | |
| | | | | | |
| | | | | | |
| | | | | | |
| | | | | | |
| | | | | | |
| | | | | | |
| | | | | | |
| | | | | | |
| | | | | | |
| | | | | | |


INSTRUCTIONS.—“a” State whether heated from central heating or by individual heating plants, stoves, furnaces, or fireplaces.
 “b” State whether steam, vapor, hot water, or hot air.
 “c” State whether gas, coal, oil, or central heating plant.

See reverse side of form.

Post Plan No. _____

O. Q. M. G.: Plan No. 270-A Building No. P 12,13,14,15

Place Fort McDowell, Angel Island, California (East Garrison)
 Designation of building Officer's Quarters (4-Family) Capacity 4-Co. Off.
 Total cost, \$ 29,230.00 Date completed August, 1916.
 Material: Walls Concrete Foundation Concrete
 Roof Tile Floors Wood floor and flooring.
 Total floor area above basement, square feet 9000
 Size: Main building 140'11" X 35'10" Wings None Basement 26X30' (Each)
 a Central Heating Plant (How heated) Height of first floor above ground 3'6"
 b Steam (Type of heat) How lighted Electricity
 c C.H.F. (Type of domestic hot water heater) Sewer connections 1 1/2"
 Gas connections 6"
 Gas connections None
COOKING RANGES INSTALLED
 Coal, No. 2-ea., US#3 **REFRIGERATORS INSTALLED**
 Gas, No. None None
 Electric, No. 4-ea., 4-burner
 Oil, No. None
 Steam, No. None
METERS INSTALLED
 Gas, No. None
 Electric, No. 3-ea.
 Oil, No. None
 Steam, No. None
 Water, No. None



Appropriations:
 O.P. 765-08-2-19
 O.P. 65-2-08-175

ADDITIONS AND INSTALLATIONS

(Below enter chronologically all modifications, additions, introductions of water, sewer, lights, heating, etc.)

| DATE | | COST | DATE | COST |
|---------|---|-------------|------|------|
| 5-27-40 | Expenditures from 12/29/11, to date, | \$1,572.75 | | |
| 3-25-42 | General Rehabilitation completed and accomplished by WPA from WPA funds. Total Cost includes \$39,742.53 WPA labor and \$15,252.05 for WPA material and installations incidental thereto. | \$54,994.58 | | |
| | | | | |
| | | | | |
| | | | | |
| | | | | |
| | | | | |
| | | | | |
| | | | | |
| | | | | |
| | | | | |
| | | | | |
| | | | | |
| | | | | |
| | | | | |
| | | | | |
| | | | | |
| | | | | |
| | | | | |
| | | | | |
| | | | | |
| | | | | |
| | | | | |
| | | | | |
| | | | | |


INSTRUCTIONS.—"a" State whether heated from central heating or by individual heating plants, stoves, furnaces, or fireplaces.
 "b" State whether steam, vapor, hot water, or hot air.
 "c" State whether gas, coal, oil, or central heating plant.

See New Form

Post Plan No. _____
6473-1020x

O. Q. M. G.: Plan No. 270 - A Building No. 8, 9, 10, 11

Place Fort McDowell, Angel Island, California. (East Garrison) *4 Co.*
Designation of building Officers Quarters Capacity 2 Capt.-2-Lts.
Total cost, \$ 23,259.00 Date completed August, 1911
Material: Walls Concrete Foundation Concrete
Roof Tile Floors Wood
Total floor area above basement, square feet 9,000.
Size: Main building 140'1" X 35'10" Wings 0 Basement 3889 sq.ft.
a ~~Furnace heater #122-5~~, 883 sq.ft. radiation Height of first floor above ground 2'6"
Central Heating Plant heated 11-6-31
b Hot Water Steam How lighted Electricity
Circulating Tank (Type of heat) Water connections Yes
Coal burner #300 (Coal Burning. Cap. 600 gal. Sewer connections Yes
(Type of domestic hot water heater) Disconnected Gas connections No
11-6-31
COOKING RANGES INSTALLED METERS INSTALLED
Coal, No. 4--No. 3 Range-- Gas, No. None (544975 - 409166
Gas, No. None Electric, No. None (409162 - 190327
Electric, No. None 4 (4-Burner) Oil, No. None
Oil, No. None Steam, No. None
Steam, No. None Water, No. None



ADDITIONS AND INSTALLATIONS

(Below enter chronologically all modifications, additions, introductions of water, sewer, lights, heating, etc.)

| DATE | | COST | DATE | | COST |
|----------|---|-----------------------|------|--|------|
| 12-29-11 | Installed window shades | 57.60 | | | |
| 1- 9-12 | Installed screen doors and windows | 364.44 | | | |
| 12-5-29 | Installed Westinghouse Electric Ranges. | 238.08 | | | |
| 12-5-29 | Installed Coal Burning Water Heaters. | 110.00 | | | |
| 11-6-31 | Installed tank, hot water storage, circulating, 250 gal. capacity. | 80.00 | | | |
| 6-14-40 | Complete rehabilitation and renovation of interior (Bldg. #8) | <i>CP</i> \$12,359.84 | | | |
| 6-14-40 | Plumbing and steam repairs and replacements. (Bldg. #11) | <i>CR</i> \$10,676.52 | | | |
| | | | | | |
| | | | | | |
| | | | | | |
| | | | | | |
| | | | | | |
| | | | | | |
| | | | | | |
| | | | | | |
| | | | | | |
| | | | | | |
| | | | | | |
| | | | | | |
| | | | | | |
| | | | | | |
| | | | | | |
| | | | | | |
| | | | | | |

INSTRUCTIONS.—“a” State whether heated from central heating or by individual heating plants, stoves, furnaces, or fireplaces.
“b” State whether steam, vapor, hot water, or hot air.
“c” State whether gas, coal, oil, or central heating plant.

Post Plan No. _____

O.Q.M.G.: Plan No. 270-A Building No. P 8,9,10,11

Place Fort McDowell, Angel Island, California (East Garrison)
 Designation of building Officer's Quarters Capacity 4-Co. Off.
 Total cost, \$ 23,259.00 Date completed August, 1911
 Material: Walls Concrete Foundation Concrete
 Roof Tile Floors Wood floor and flooring.
 Total floor area above basement, square feet 9000
 Size: Main building 140'1" X 35'10" Wings None Basement 2' X 30' (each)
 a Central Heating Plant Height of first floor above ground 3'6"
(How heated)
 b Steam How lighted Electricity
(Type of heat)
 c C.H.P. Water connections 1 1/2"
(Type of domestic hot water heater) Sewer connections 6"
 Gas connections None



| COOKING RANGES INSTALLED | REFRIGERATORS INSTALLED | METERS INSTALLED |
|---|---|---|
| <small>(Give quantity and size)</small> | <small>(Give quantity and size)</small> | <small>(Give quantity and capacity)</small> |
| Coal <u>3-ea, US23</u> | Gas <u>None</u> | Gas <u>None</u> |
| Gas <u>None</u> | Electric <u>None</u> | Electric <u>8-each</u> |
| Electric <u>4 ea, 4-burner</u> | Ice <u>None</u> | Oil <u>None</u> |
| Oil <u>None</u> | | Steam <u>None</u> |
| Steam <u>None</u> | | Water <u>None</u> |

Ap. appropriations:
 O.P. 765-0 -2-10
 O.P. 65-2-0 -174

ADDITIONS AND INSTALLATIONS

(Below enter chronologically all modifications, additions, introductions of water, sewer, lights, heating, etc.)

| DATE | | COST | DATE | COST |
|----------|---|-------------|------|------|
| 11-12-10 | Expenditures from 12/29/11, to date. | \$6,598.46 | | |
| 3-25-42 | General Rehabilitation completed by WPA from T. funds. Total Cost includes \$30,031.23 WPA labor and \$12,757.26 WPA material and for installations incidental thereto. | \$42,788.49 | | |

Instructions.—"a" State whether heated from central heating or by individual heating plants, stoves, furnaces, or fireplaces.
 "b" State whether steam, vapor, hot water, or hot air.
 "c" State whether gas, coal, oil, or central heating plant.

See New Form

Post Plan No. 6473-1024x
O. Q. M. G.: Plan No. 235 - A Building No. 7

Place Fort McDowell, Angel Island, California. (East Garrison)
Designation of building Officer's Quarters
Total cost, \$ 8,638.00 Date completed July, 1911. Capacity 1-Flid.Off.
Material: Walls Concrete Foundation Concrete
Roof Tile Floors Wood
Total floor area above basement, square feet 3,600.
Size: Main building 40'0" X 33'0" Wings 19'9" X 7'0" Basement 1440 Sq.ft.
a Furnace Ideal 11-20-W, 363.4 sq.ft. radiation. Height of first floor above ground 3'6"
Central Heating Plan (How heated)
b Hot Water (11-6-31) Steam
How lighted Electricity
c Circulating Tank (Type of heat)
Tobacco heater #500, Coal Burning. Cap. 40 gal Water connections Yes
(Type of domestic hot water heater) (Disconnected) Sewer connections Yes
11-6-31 Gas connections No
COOKING RANGES INSTALLED
Coal, No. 1 - No. 3 Range
Gas, No. None
Electric, No. None 1 (4-Burner)
Oil, No. None
Steam, No. None
METERS INSTALLED
Gas, No. None
Electric, No. 544974
Oil, No. None
Steam, No. None
Water, No. None



ADDITIONS AND INSTALLATIONS

(Below enter chronologically all modifications, additions, introductions of water, sewer, lights, heating, etc.)

| DATE | | COST | DATE | COST |
|----------|--|---------------|------|------|
| 12-29-11 | Installed window shades | 22.75 | | |
| 1-9-12 | Installed window and door screens | 137.30 | | |
| 9-19-19 | Installed heating system | 1,241.00 | | |
| 12-5-29 | Installed Westinghouse Console Electric Range. | 59.52 | | |
| 12-5-29 | Installed Coal Burning water heater. | 56.11 | | |
| 11-6-31 | Installed Tank, storage, horizontal, Hot Water Circulating, 66 gals. capacity. | 36.50 | | |
| 6-14-40 | Partial rehabilitation of interior. | CR \$4,285.07 | | |

INSTRUCTIONS.—“a” State whether heated from central heating or by individual heating plants, stoves, furnaces, or fireplaces.
“b” State whether steam, vapor, hot water, or hot air.
“c” State whether gas, coal, oil, or central heating plant.


See reverse side of form.

Post Plan No.

O. Q. M. G.: Plan No. 235-A ^{APR} 1912 Building No. P 7

Place Fort McDowell, Angel Island, California (east Garrison)
 Designation of building Officer's Quarters Capacity 1- F.O.
 Total cost, \$ 8,638.00 Date completed July, 1911.
 Material: Walls Concrete Foundation Concrete
 Roof Tile Floors Wood floor and flooring.
 Total floor area above basement, square feet 3600
 Size: Main building 48' X 33' Wings 19'9" X 7'0" Basement 28' X 30'
 a Central Heating Plant Height of first floor above ground 3'6"
 (How heated.)
 b Steam How lighted Electricity
 (Type of heat.) Water connections 1"
 c C.H.P. Sewer connections 6"
 (Type of domestic hot water heater) Gas connections None

COOKING RANGES INSTALLED METERS INSTALLED
 Coal, No. None REFRIGERATORS INSTALLED Gas, No. None
 Gas, No. None None Electric, No. 2-ee
 Electric, No. 1-ee, 4-burner Oil, No. None
 Oil, No. None Steam, No. None
 Steam, No. None Water, No. None



APPN'S.
 C.P. 765-08-2-19

ADDITIONS AND INSTALLATIONS

(Below enter chronologically all modifications, additions, introductions of water, sewer, lights, heating, etc.)

| DATE | | COST | DATE | COST |
|----------|---|------------|------|------|
| 11-14-39 | Expenditures from 12/29/11, to date. | \$2,610.07 | | |
| 3-25-42 | General Rehabilitation completed and accomplished by WPA from WPA funds. Total cost includes \$3,574.48 WPA labor and \$710.50 WPA material and for installations incidental thereto. | \$4,285.07 | | |
| | | | | |
| | | | | |
| | | | | |
| | | | | |
| | | | | |
| | | | | |
| | | | | |
| | | | | |
| | | | | |
| | | | | |
| | | | | |
| | | | | |
| | | | | |
| | | | | |
| | | | | |
| | | | | |
| | | | | |
| | | | | |
| | | | | |
| | | | | |
| | | | | |
| | | | | |

INSTRUCTIONS.—“a” State whether heated from central heating or by individual heating plants, stoves, furnaces, or fireplaces.
 “b” State whether steam, vapor, hot water, or hot air.
 “c” State whether gas, coal, oil, or central heating plant.

See New Form

Post Plan No. _____

6473-1023x

O. Q. M. G.: Plan No. 235-A

Building No. 6

Place Fort Mc Dowell, Angel Island, California (East Garrison)

Designation of building Officers Quarters Capacity 1-Field Off.

Total Cost, \$ 8838.00 Date completed July 1911

Material: Walls Concrete Foundation Concrete

Roof Tile Floors wood

Total floor area above basement, square feet 3600 Sq. ft.

Size: Main building 48'-12" x 33'-0" Wings 19'-9" x 7'-0" Basement _____

a - Furnace "Coal" 44-20-W, 363.4 sq. ft. radiation Height of first floor above _____

Central Heating Plant _____ (How heated) _____ ground _____

b Hot Water _____ (Type of heat) _____ How lighted Electricity

Hot Water Circulating Tank _____ (Type of heat) _____ Water connections Yes

c Coal Burning, Capacity 40 gal. (Disconnected) _____ Sewer connections Yes

(Type of domestic hot water heater) _____ Gas connections No

COOKING RANGES INSTALLED

Coal, No. 1-No. 6 Army Range

Gas, No. None

Electric, No. None 1 (4-Burner)

Oil, No. None

Steam, No. None

METERS INSTALLED

Gas, No. None

Electric, No. 545203

Oil, No. None

Steam, No. None

Water, No. None



ADDITIONS AND INSTALLATIONS

(Below enter chronologically all modifications, additions, introductions of water, sewer, lights, heating, etc.)

| DATE | | COST | DATE | | DATE |
|----------|---|-----------|------|--|------|
| 12/29/11 | Window shades installed | 22.75 | | | |
| 1/9/12 | Screen doors and windows installed | 116.30 | | | |
| 9/19/19 | Heating system installed | 1241.00 | | | |
| 12-5-29 | Installed Westinghouse Electric Range. | 59.52. | | | |
| 12-5-29 | Installed Coal Burning Water Heater. Cap.40 gal. | 56.11 | | | |
| 11-6-31 | Installed tank, storage, horizontal, Hot Water Circulating, 66 gal. capacity. | 36.50 | | | |
| 6-14-40 | Rehabilitation and renovation of interior. CR | 16,118.76 | | | |

INSTRUCTIONS—"a" State whether heated from central heating or by individual heating plants, stoves, furnaces, or fireplaces.

"b" State whether steam, vapor, hot water, or hot air.

"c" State whether gas, coal, oil, or central heating plant.

See reverse side of form.



Post Plan No.

O. Q. M. G.: Plan No. 235-A Building No. P 6

Place Fort Mc Dowell, Angel Island, California (East Garrison)
 Designation of building Officer's Quarters Capacity 1-F.O.
 Total cost, \$ 8,838.00 Date completed July, 1911.
 Material: Walls Concrete Foundation Concrete
 Roof Tile Floors Wood floor and flooring.
 Total floor area above basement, square feet 3600
 Size: Main building 48' X 33' Wings 19'9" X 7'10" Basement 28' X 30'
 a Central Heating Plant Height of first floor above ground 3'6"
 (How heated.)
 b Steam How lighted Electricity
 (Type of heat)
 c C.H.P. Water connections 1"
 (Type of domestic hot water heater) Sewer connections 6"
 Gas connections None
 COOKING RANGES INSTALLED METERS INSTALLED
 Coal, No. 1 ea. US#3 REFRIGERATORS INSTALLED Gas, No. None
 Gas, No. None None Electric, No. 2- ea.
 Electric, No. 1 ea. 4-burner Oil, No. None
 Oil, No. None Steam, No. None
 Steam, No. None Water, No. None



APPN'S.
 O.P. 765-08-19

ADDITIONS AND INSTALLATIONS

(Below enter chronologically all modifications, additions, introductions of water, sewer, lights, heating, etc.)

| DATE | | COST | DATE | | COST |
|----------|--|-------------|------|--|------|
| 11/1/39. | Expenditures from 12/29/11. to date. | \$2,487.68 | | | |
| 3-25-42 | General Rehabilitation completed and accomplished by WPA from WPA funds. Total cost includes \$11,223.23 WPA Labor and \$4,895.53 for WPA material and incidental thereto. | \$16,118.76 | | | |
| | | | | | |
| | | | | | |
| | | | | | |
| | | | | | |
| | | | | | |
| | | | | | |
| | | | | | |
| | | | | | |
| | | | | | |
| | | | | | |
| | | | | | |
| | | | | | |
| | | | | | |
| | | | | | |
| | | | | | |
| | | | | | |
| | | | | | |
| | | | | | |

INSTRUCTIONS.—“a” State whether heated from central heating or by individual heating plants, stoves, furnaces, or fireplaces.
 “b” State whether steam, vapor, hot water, or hot air.
 “c” State whether gas, coal, oil, or central heating plant.

See reverse side of form.

Post Plan No. 6473-1022-X
O. Q. M. G.: Plan No. 235 - A Building No. 5

See next form

Place Fort McDowell, Angel Island, California. (East Garrison)
Designation of building Officer's Quarters Capacity 1 Flid.Off.

Total cost, \$8,300.00 Date completed July, 1912

Material: Walls Concrete Foundation Concrete

Roof Tile Floors Wood

Total floor area above basement, square feet 3,600.

Size: Main building 48'0" X 33'0" Wings 19'9" X 7'0" Basement 1440 sq.ft.

a Furnace, Argo #19 363.4 sq.ft. Radiation. Height of first floor above ground 3'6"

Central Heating Plant (10-24-31)

b Hot Water Steam How lighted Electricity

Hot Water Circulating Tank (Type of heat)

c Tobacco Heater, #T-D-300 - (Coal Burning - Disconnected) Sewer connections Yes

(Type of domestic hot water heater) 10-24-31 Gas connections No

COOKING RANGES INSTALLED METERS INSTALLED

Coal, No. -1-Nr. 5 Army Range. Gas, No. None

Gas, No. None Electric, No. 545202

Electric, No. None 1 (4-Bumer) Oil, No. None

Oil, No. None Steam, No. None

Steam, No. None Water, No. None



ADDITIONS AND INSTALLATIONS

(Below enter chronologically all modifications, additions, introductions of water, sewer, lights, heating, etc.)

| DATE | | COST | DATE | COST |
|----------|---|-------------|------|------|
| 9 - 19 | Installed Heating system | 1,241.00 | | |
| 11-12-26 | Installed Heater, Tobasco, #300 | 153.00 | | |
| 12-5-29 | Installed Westinghouse Electric Range. | 59.52 | | |
| 12-5-29 | Installed Coal Burning Water Heater. | 56.11 | | |
| 10-24-31 | Installed Tank, storage, horizontal, Hot Water Circulating, capacity 66 gals. | 36.50 | | |
| 6-14-40 | Renovation and rehabilitation of interior. CR | \$10,261.67 | | |

INSTRUCTIONS.—“a” State whether heated from central heating or by individual heating plants, stoves, furnaces, or fireplaces.
“b” State whether steam, vapor, hot water, or hot air.
“c” State whether gas, coal, oil, or central heating plant.

See reverse side of form.

Post Plan No.

O.Q.M.G.: Plan No. 235-A

Building No. ... P 5 ...

Place Fort Mc Dowell, Angel Island, California (East Garrison)
 Designation of building Officer's Quarters Capacity 1-F.O.
 Total cost, \$ 8,300.00 Date completed July, 1912.
 Material: Walls Concrete Foundation Concrete
 Roof Tile Floors Wood floor and flooring.
 Total floor area above basement, square feet 3600
 Size: Main building 48' X 33' Wings 19'9" X 7'0" Basement 30' X 20'
 a Central Heating Plant Height of first floor above ground 3'6"
 (How heated) Steam (Type of heat) How lighted Electricity
 b Steam Water connections 1"
 c C.H.P. Sewer connections 6"
 (Type of domestic hot water heater) Gas connections None

COOKING RANGES INSTALLED (Give quantity and size)
 Coal 1 ea, US# 3
 Gas None
 Electric 1- ea, 4-burner
 Oil None
 Steam None

REFRIGERATORS INSTALLED (Give quantity and size)
 Gas None
 Electric None
 Ice None

METERS INSTALLED (Give quantity and capacity)
 Gas None
 Electric 2- ea.
 Oil None
 Steam None
 Water None

O.P. 765-0-2-19
 O.P. 65-2-02-174



ADDITIONS AND INSTALLATIONS

(Below enter chronologically all modifications, additions, introductions of water, sewer, lights, heating, etc.)

| DATE | | COST | DATE | COST |
|----------|---|-------------|------|------|
| 11-12-40 | Expenditures from 7/19/12, to date. | \$3,090.79 | | |
| 3-25-42 | General rehabilitation completed and accomplished by WPA from WPA funds. Total cost includes \$7,220.84 WPA labor and \$3,298.22 for WPA material and installations incidental thereto. | \$10,519.06 | | |
| | | | | |
| | | | | |
| | | | | |
| | | | | |
| | | | | |
| | | | | |
| | | | | |
| | | | | |
| | | | | |

INSTRUCTIONS.—"a" State whether heated from central heating or by individual heating plants, stoves, furnaces, or fireplaces.
 "b" State whether steam, vapor, hot water, or hot air.
 "c" State whether gas, coal, oil, or central heating plant.

See reverse side of form.

See next Form

Post Plan No. _____
6473-1019-X
O. Q. M. C.: Plan No. 270 - A Building No. 1, 2, 3, 4.

Place Fort McDowell, Angel Island, California. (East Garrison) *4 Co's.*
Designation of building Officers' Quarters Capacity 2 - Capts. 2 - Lieuts.
Total cost, \$ 22,659.00 Date completed January 1912.
Material: Walls Concrete Foundation Concrete
Roof Tile Floors Wood
Total floor area above basement, square feet 9,000
Size: Main building 140'11" X 35'10" Wings None Basement 3889 sq. ft.
a None "Ideal" # 22-5, 883 sq. ft. Radiation. Height of first floor above ground 3'6"
Central Heating Plant (11-6-31)
b Hot Water Steam How lighted Electricity
Hot Water Circulating Tank. Water connections Yes
c Tobacco heater, #500. (Coal Burning, 600 gal. (Type of domestic hot water heater) Disconnected) Sewer connections Yes
11-6-31. Gas connections None

COOKING RANGES INSTALLED **METERS INSTALLED**
Coal, No. None 3 Army Ranges Gas, No. None
Gas, No. None Electric, No. None (190352 - 499150)
Electric, No. None 4 (4 Burner) Oil, No. None (402236 - 272250)
Oil, No. None Steam, No. None
Steam, No. None Water, No. None



ADDITIONS AND INSTALLATIONS

(Below enter chronologically all modifications, additions, introductions of water, sewer, lights, heating, etc.)

| DATE | | COST | DATE | COST |
|----------|--|-------------|------|------|
| 12-29-11 | Installed window shades | 29.00 | | |
| 1- 9-12 | Installed window screens | 138.22 | | |
| 1- 9-12 | Installed door screens | 35.00 | | |
| 12-5-29 | Installed 4 Westinghouse Console Electric Ranges. | 238.00 | | |
| 12-5-29 | Installed 4 Coal Burning Water Heaters #15.1. | | | |
| 11-6-31 | Installed Hot Water circulating storage tank, horizontal, 300 gal. capacity. | 80.00 | | |
| 6-14-40 | Complete renovation and rehabilitation of interior. (Building No. 1) | \$15,228.38 | | |
| 6-14-40 | Repaired roof. (Building No. 2) | 154.83 | | |
| 6-14-40 | Painting and minor carpentry repairs (Bldg. #3) | 287.39 | | |
| 6-14-40 | Complete renovation and rehabilitation of interior (Bldg. # 4) | 16,813.41 | | |
| 4-9-41 | Bldg. #3 State Project: Complete rehabilitation All necessary carpentry repairs, repair and replacement of electrical, plumbing, heating lines, replace plumbing and electrical fixtures, all lath and plaster, paint interior, and repair roof. See letter - 4-9-41 | 10,410.81 | | |

INSTRUCTIONS.—"a" State whether heated from central heating or by individual heating plants, stoves, furnaces, or fireplaces.
"b" State whether steam, vapor, hot water, or hot air.
"c" State whether gas, coal, oil, or central heating plant.

Post Plan No.

O.Q.M.G.: Plan No. 270-A Building No. P.1,2,3,4

Place Fort McPherson, Angel Island, California (East Garrison)
 Designation of building Officers' Quarters (1-Family) Capacity 4-Co, Off.
 Total cost, \$ 22,659.00 Date completed January, 1912
 Material: Walls Concrete Foundation Concrete
 Roof Tile Floors Wood floor and flooring
 Total floor area above basement, square feet 9000
 Size: Main building 140'11" X 25'10" Wings None Basement 22' X 30' (Each)
 a Central Heating Plant #1 Height of first floor above ground 2'6"
 (How heated)
 b Steam How lighted Electricity
 (Type of heat)
 c C.H.P. Water connections 1"
 (Type of domestic hot water heater) Sewer connections 6"
 Gas connections None



| COOKING RANGE ^s INSTALLED (Give quantity and size) | REFRIGERATORS INSTALLED (Give quantity and size) | METERS INSTALLED (Give quantity and capacity) |
|--|---|--|
| Coal <u>2-04-116.3</u> | Gas <u>None</u> | Gas <u>None</u> |
| Gas <u>None</u> | Electric <u>None</u> | Electric <u>2-04-116.3</u> |
| Electric <u>1-04-116.3</u> | Ice <u>None</u> | Oil <u>None</u> |
| Oil <u>None</u> | | Steam <u>None</u> |
| Steam <u>None</u> | | Water <u>None</u> |

Appropriations:
 O.P. 765-02-2-12
 O.P. 65-2-02-174

ADDITIONS AND INSTALLATIONS

(Below enter chronologically all modifications, additions, introductions of water, sewer, lights, heating, etc.)

| DATE | | COST | DATE | | COST |
|---------|---|-------------|------|--|------|
| 1-2-12 | Expenditures from 12/30/11, to date. | \$1065.23 | | | |
| 2-25-12 | General rehabilitation completed by WPA from T.B. funds. Total cost includes \$70,105.52 WPA labor and \$15,432.11 for WPA material and installations incidental thereto. | \$85,537.63 | | | |
| | | | | | |
| | | | | | |
| | | | | | |
| | | | | | |
| | | | | | |
| | | | | | |
| | | | | | |
| | | | | | |
| | | | | | |
| | | | | | |
| | | | | | |
| | | | | | |
| | | | | | |
| | | | | | |
| | | | | | |
| | | | | | |
| | | | | | |
| | | | | | |
| | | | | | |
| | | | | | |
| | | | | | |
| | | | | | |
| | | | | | |
| | | | | | |
| | | | | | |
| | | | | | |
| | | | | | |
| | | | | | |
| | | | | | |

INSTRUCTIONS.—“a” State whether heated from central heating or by individual heating plants, stoves, furnaces, or fireplaces.
 “b” State whether steam, vapor, hot water, or hot air.
 “c” State whether gas, coal, oil, or central heating plant.

DEC 15 1946

RECRUIT DEPOT
FORT McDOWELL
ANGEL ISLAND
CALIFORNIA.

Scale in feet
100 200 300 400 500

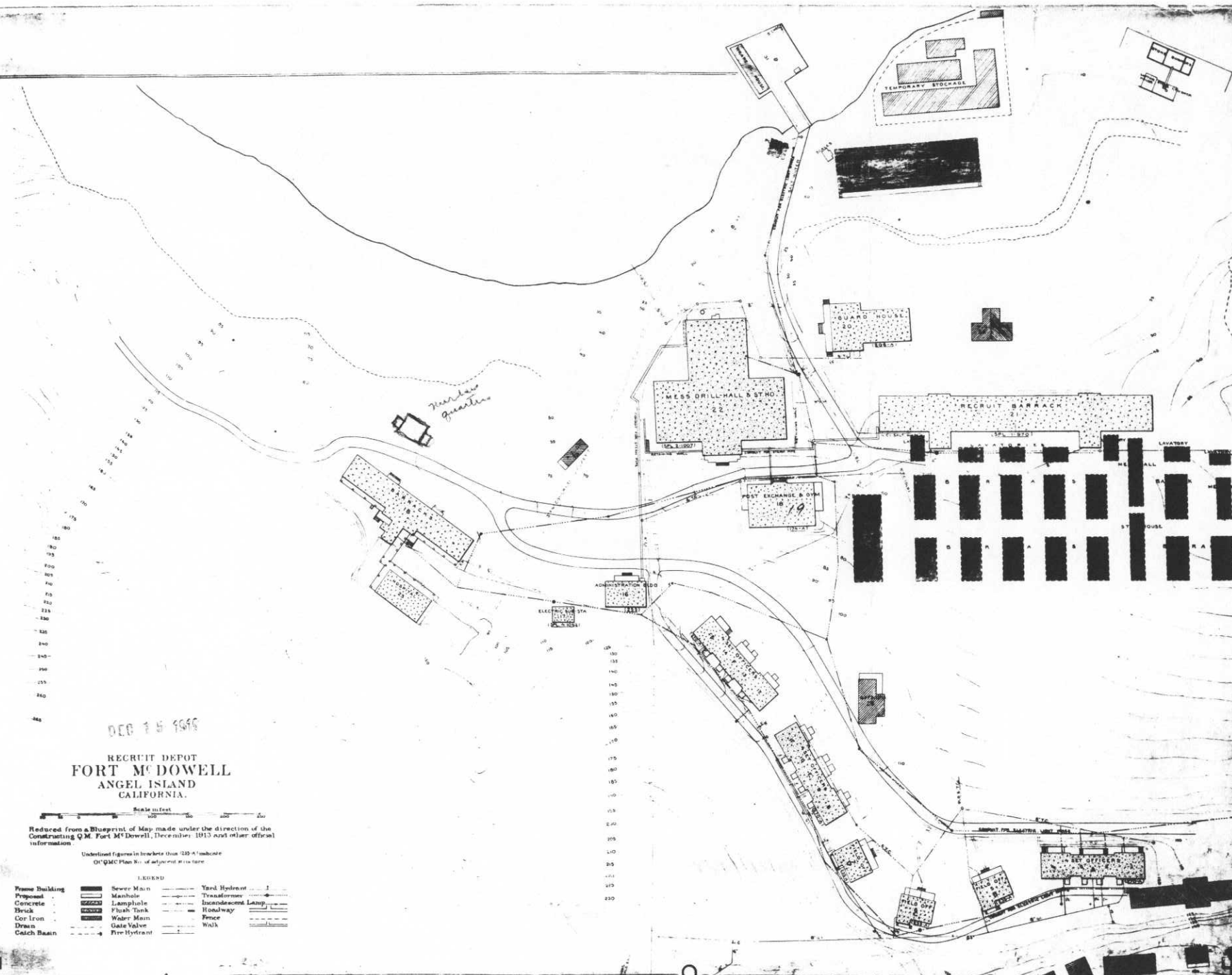
Reduced from a Blueprint of Map made under the direction of the
Constructing Q.M. Fort McDowell, December, 1913 and other official
information.

Underscored figures in brackets show 250' increments
of Q.M.C. Plan No. of adjacent to the same.

| LEGEND | | |
|----------------|----------------|---------------------|
| Frame Building | — Sewer Main | — Yard Hydrant |
| Proposed | — Manhole | — Transformer |
| Concrete | — Lamphole | — Incandescent Lamp |
| Brick | — Flush Tank | — Roadway |
| Cor Iron | — Water Main | — Fence |
| Drain | — Gate Valve | — Walk |
| Catch Basin | — Fire Hydrant | |

U.S. GOVERNMENT PRINTING OFFICE: 1946 O-487278

U.S. GOVERNMENT PRINTING OFFICE: 1946 O-487278



Post Plan No.

O. Q. M. G.: Plan No. Unknown Building No. 71

Place Fort McDowell, Angel Island, California. (West Garrison)
 Designation of building Noncommissioned Officers Quarters Capacity 1-N.C.O.
 Total cost, \$ 1,200.00 Date completed 1864
 Material: Walls Frame Foundation Wood
 Roof Shingles Floors Wood
 Total floor area above basement, square feet 1,600
 Size: Main building 27'0" X 30'0" Wings None Basement None
 a Stoves (How heated) _____ Height of first floor above ground 2'
 b Coal (Type of heat) _____ How lighted Electricity
 c 40 gal. boiler attached to range (Type of domestic hot water heater) _____ Water connections Yes
 Sewer connections Yes
 Gas connections None
 COOKING RANGES INSTALLED METERS INSTALLED
 Coal, No. 1-No. 3 Army Range Gas, No. None
 Gas, No. None Electric, No. 4917784
 Electric, No. None Oil, No. None
 Oil, No. None Steam, No. None
 Steam, No. None Water, No. None



ADDITIONS AND INSTALLATIONS

(Below enter chronologically all modifications, additions, introductions of water, sewer, lights, heating, etc.)

| DATE | | COST | DATE | COST |
|---------|--|-----------------|------|------|
| 9-12-18 | Electric wiring and fixtures installed | 22.20 | | |
| 6-29-37 | Installed 1-heater, Hot water. | 20.00 | | |
| 6-14-40 | Minor repairs and painting. | C.R. \$1,356.48 | | |
| | | | | |
| | | | | |
| | | | | |
| | | | | |
| | | | | |
| | | | | |
| | | | | |
| | | | | |
| | | | | |
| | | | | |
| | | | | |
| | | | | |
| | | | | |
| | | | | |
| | | | | |
| | | | | |
| | | | | |
| | | | | |
| | | | | |
| | | | | |
| | | | | |
| | | | | |
| | | | | |


INSTRUCTIONS.—“a” State whether heated from central heating or by individual heating plants, stoves, furnaces, or fireplaces.
 “b” State whether steam, vapor, hot water, or hot air.
 “c” State whether gas, coal, oil, or central heating plant.

See reverse side of form.

Post Plan No.

O. Q. M. C.: Plan No. unknown Building No. 39

Place Fort McDowell, Angel Island, California. (West Garrison)
Designation of building Waiting Room and Freight House. Capacity 320 Sq.Ft. Storage
Total cost, \$ 400.00 Date completed May, 1919
Material: Walls Frame Foundation Wood
Roof Shingles Floors Wood
Total floor area above basement, square feet 375
Size: Main building 16'0" X 26'0" Wings 0 Basement 0
a Stoves (How heated) Height of first floor above ground On wharf
b Coal (Type of heat) How lighted Electricity
Water connections Yes
c None (Type of domestic hot water heater) Sewer connections None
Gas connections None
COOKING RANGES INSTALLED METERS INSTALLED
Coal, No. None Gas, No. None
Gas, No. None Electric, No. 489605
Electric, No. None Oil, No. None
Oil, No. None Steam, No. None
Steam, No. None Water, No. None

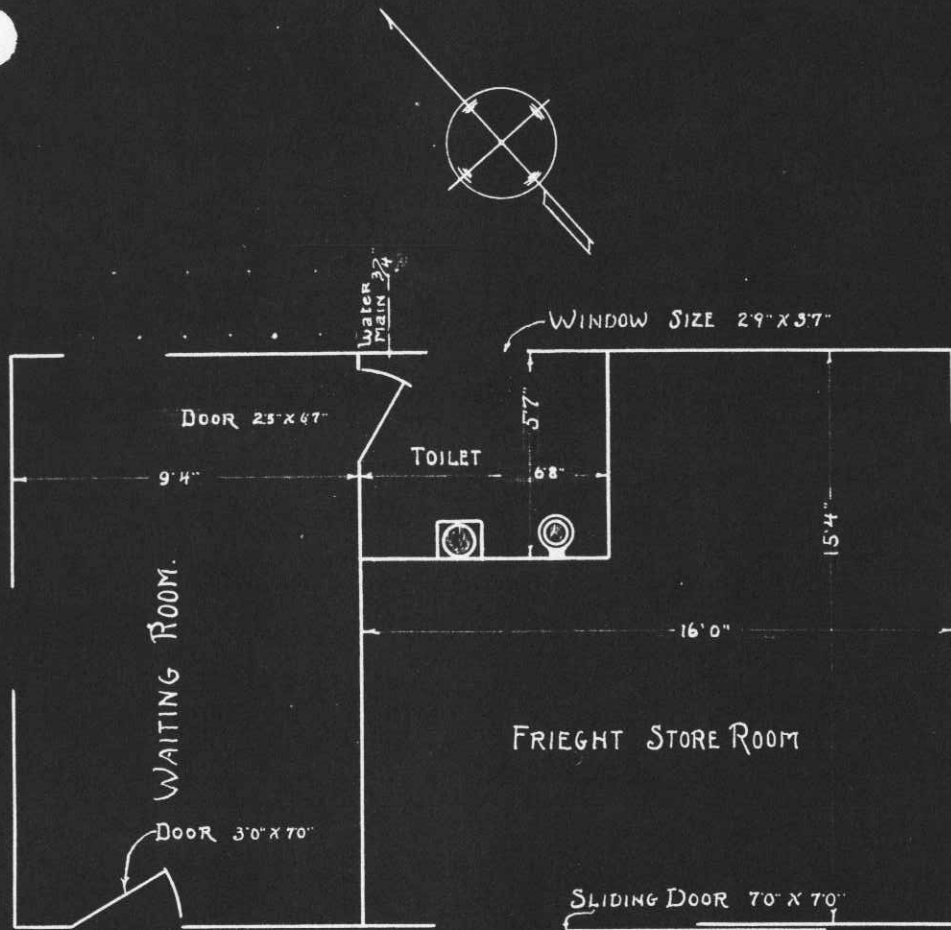


ADDITIONS AND INSTALLATIONS

(Below enter chronologically all modifications, additions, introductions of water, sewer, lights, heating, etc.)

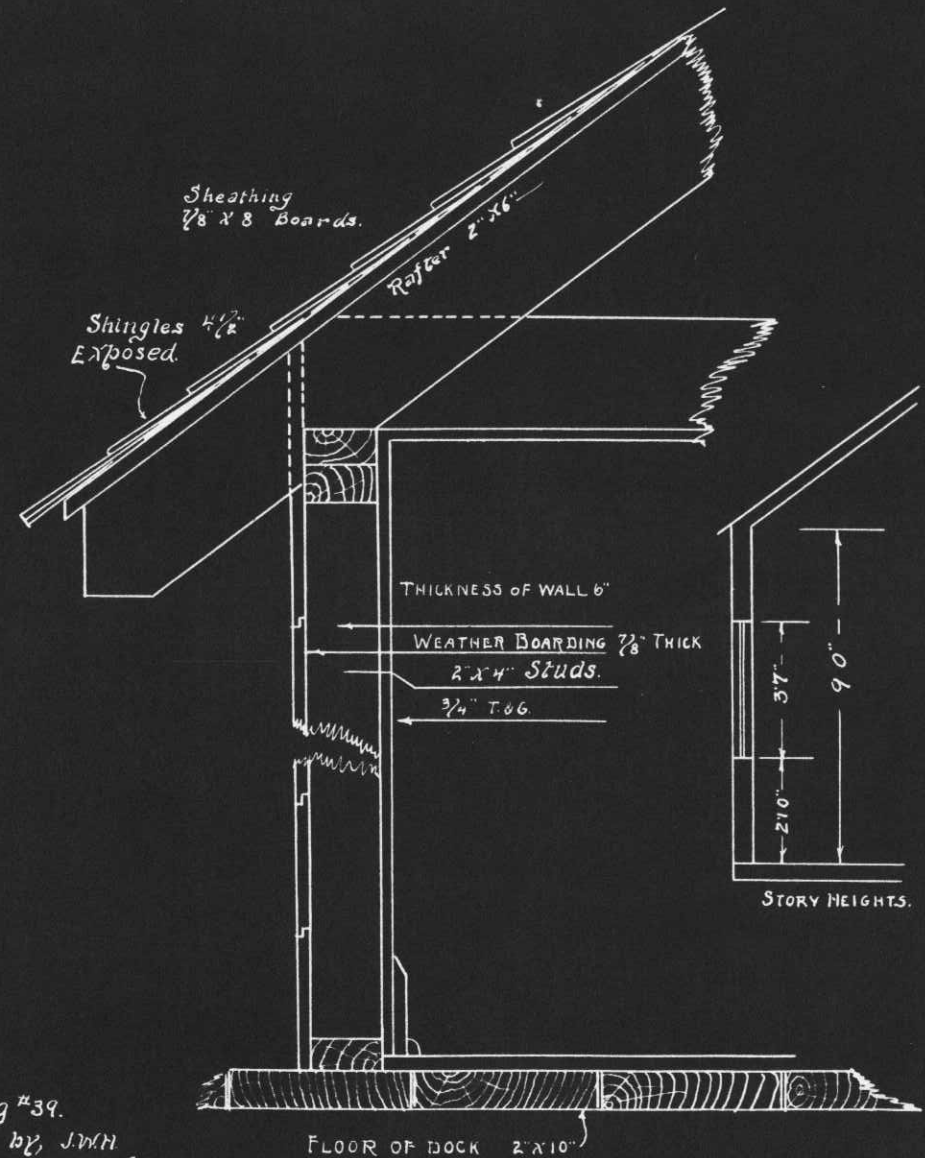
| DATE | COST | DATE | COST |
|------|------|---------------------------|-----------------------------|
| | | Salvaged - April 27, 1942 | (See letter April 27, 1942) |
| | | | |
| | | | |
| | | | |
| | | | |
| | | | |
| | | | |
| | | | |
| | | | |
| | | | |
| | | | |
| | | | |
| | | | |
| | | | |
| | | | |
| | | | |
| | | | |
| | | | |
| | | | |
| | | | |
| | | | |
| | | | |
| | | | |

INSTRUCTIONS.—“a” State whether heated from central heating or by individual heating plants, stoves, furnaces, or fireplaces.
“b” State whether steam, vapor, hot water, or hot air.
“c” State whether gas, coal, oil, or central heating plant.



FLOOR PLAN.

SCALE 1/4" = 10"



Bldg #39.
 Drawn by JWH
 Checked by H.A. Green

Character of Construction
 1/8" = 1'

54

Post Plan No. _____

O. Q. M. G.: Plan No. _____ Building No. 41

N.C.O. Quarters

Place Fort McDowell, Angel Island, California. (East Garrison.)
 Designation of building Noncommission Officers Quarters Capacity 1-N.C.O.
 Total Cost, \$ 550.00 (Est) Date completed January, 1910.

Material: Walls Frame Foundation Wood

Roof Shingles Floors Wood

Total floor area above basement, square feet 864 ¹²⁸⁰

Size: Main building 28' x 36' Wings 16' x 17' Basement _____

a Stoves Height of first floor above ground 1'
 (How heated)

b Coal. How lighted Electricity
 (Type of heat)

c 30 Gal boiler attached to Range. Water connections Yes
 (Type of domestic hot water heater) Sewer connections Yes

Gas connections None

COOKING RANGES INSTALLED

METERS INSTALLED

Coal, No. 1-No. 3. Gas, No. None

Electric, No. None Oil, No. None

Oil, No. None Steam, No. None

Steam, No. None Water, No. None



ADDITIONS AND INSTALLATIONS

(Below enter chronologically all modifications, additions, introductions of water, sewer, lights, heating, etc.)

| DATE | | COST | DATE | DATE |
|----------|--|----------|------|------|
| 10/15/18 | Electric Lights installed | 57.00 | | |
| 10/5/19 | 1-Tobacco Heater, #200 installed | 127.50 | | |
| 9-12-29 | 40 Gallon tank removed and replaced with 30 Gal. | 18.00. | | |
| 6-14-40 | Painting and minor carpentry repairs. | \$404.96 | | |
| | | | | |
| | | | | |
| | | | | |
| | | | | |
| | | | | |
| | | | | |
| | | | | |
| | | | | |
| | | | | |
| | | | | |
| | | | | |
| | | | | |
| | | | | |
| | | | | |
| | | | | |
| | | | | |
| | | | | |
| | | | | |

Salvaged 2-1-41

INSTRUCTIONS—“a” State whether heated from central heating or by individual heating plants, stoves, furnaces, or fireplaces.
 “b” State whether steam, vapor, hot water, or hot air.
 “c” State whether gas, coal, oil, or central heating plant.

See reverse side of form.

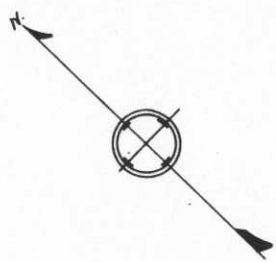
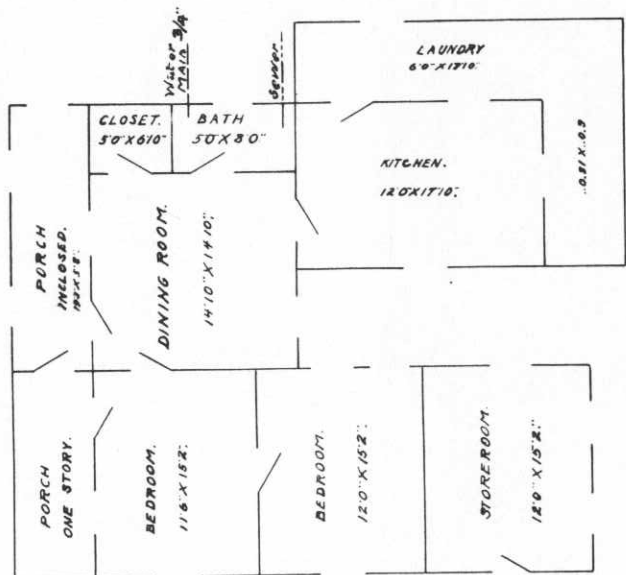
REMARKS

Designation changed from Teamsters Quarters to "N.C.O. Quarters" - 9th Inrl 10-3-40.

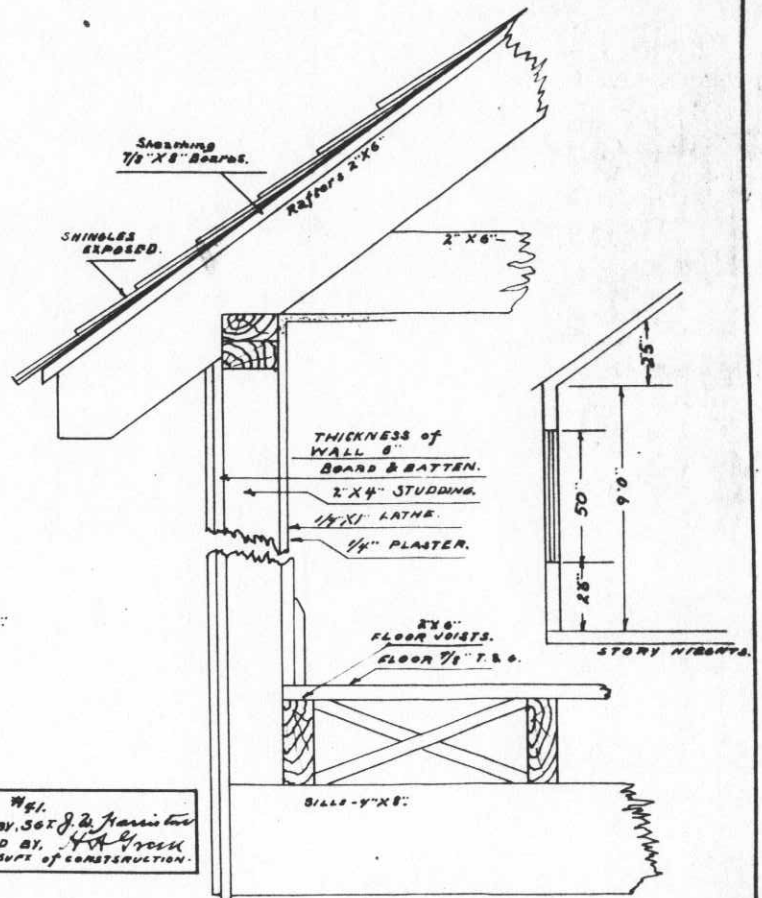
INSTRUCTIONS

If plans of building are available, forward copy of same showing information called for above. These plans should be checked against the building and any variations from same in the building as constructed should be noted.

If plans are not available make sketch plans and elevation in spaces above. The plans shown are typical of "quarters." Similar plans may be made for all types of buildings. There are 10 squares to the inch. Each square will represent 1 in., 2 in., 4 in., or 8 in., etc., as may be necessary to show entire building in the space allowed. Show inside dimensions and designation of each room. Indicate location of water and sewer connections. In space under heading "Details" show character of construction, story heights, etc.



ALL WINDOWS ARE 29" X 50"
DOORS ARE 3'0" X 6'9"



BLDG #41.
DRAWN BY, SGT J. E. Harrison
CHECKED BY, J. A. York
SUPT of CONSTRUCTION.

Post Plan No. _____

O. Q. M. G.: Plan No. Unknown Building No. 43

Place Fort McDowell, Angel Island, California. (West Garrison)
 Designation of building ~~Officers quarters~~ W.O. Qtrs. Capacity ~~1-Flr, Officer~~
 Total Cost, \$ 3,000.00 (Est) Date completed 1864
 Material: Walls Frame Foundation Wood
 Roof Shingles Floors Wood
 Total floor area above basement, square feet 4,252
 Size: Main building 25'0" X 50'0" Wings 25'0" X 28'0" Basement None
 a 3 stoves Height of first floor above ground 1'
 (How heated)
 b Coal How lighted Electricity
 (Type of heat) Water connections Yes
 c 40 gal. boiler attached to range. Sewer connections Yes
 (Type of domestic hot water heater) Gas connections None

COOKING RANGES INSTALLED
 Coal, No. 1-No. 3 Army Range
 Gas, No. None
 Electric, No. None
 Oil, No. None
 Steam, No. None

METERS INSTALLED
 Gas, No. None
 Electric, No. 51745541
 Oil, No. None
 Steam, No. None
 Water, No. None




ADDITIONS AND INSTALLATIONS

(Below enter chronologically all modifications, additions, introductions of water, sewer, lights, heating, etc.)

| DATE | | COST | DATE | DATE |
|----------|--|----------------------|------|------|
| 10-15-18 | Electric light fixtures installed | 78.50 | | |
| 8-2-26 | Coal bin and chute installed | 32.40 | | |
| 11-28-31 | Installed hot water heater, coal burning, 40 gal. | 50.56 | | |
| 8-26-37 | Designation of Bldg. #43 changed to W.O. Qtrs. | | | |
| 6-14-40 | Minor plumbing and carpentry repairs and painting. | <i>CR</i> \$1,339.42 | | |
| | | | | |
| | | | | |
| | | | | |
| | | | | |
| | | | | |
| | | | | |
| | | | | |
| | | | | |
| | | | | |
| | | | | |
| | | | | |
| | | | | |
| | | | | |
| | | | | |
| | | | | |
| | | | | |
| | | | | |
| | | | | |
| | | | | |
| | | | | |
| | | | | |
| | | | | |
| | | | | |
| | | | | |
| | | | | |
| | | | | |

INSTRUCTIONS—"a" State whether heated from central heating or by individual heating plants, stoves, furnaces, or fireplaces.
 "b" State whether steam, vapor, hot water, or hot air.
 "c" State whether gas, coal, oil, or central heating plant.

See reverse side of form.



Blank space for notes or additional information.

| DATE | DESCRIPTION | BY | CHECKED | STATION |
|------|-------------|----|---------|---------|
| | | | | |
| | | | | |
| | | | | |
| | | | | |
| | | | | |
| | | | | |
| | | | | |
| | | | | |
| | | | | |
| | | | | |

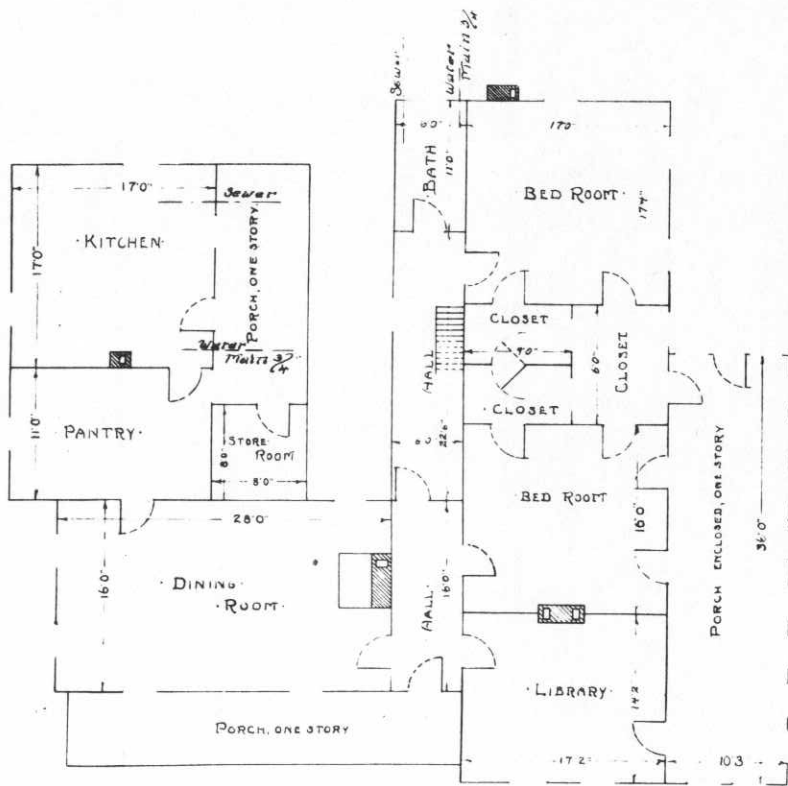
REMARKS

March 16, 1934 - Designation changed from "Officers Quarters" to "N.C.O. Quarters." (5th Ind. 3-16-34)

INSTRUCTIONS

If plans of building are available, forward copy of same showing information called for above. These plans should be checked against the building and any variations from same in the building as constructed should be noted.

If plans are not available make sketch plans and elevation in spaces above. The plans shown are typical of "quarters." Similar plans may be made for all types of buildings. There are 10 squares to the inch. Each square will represent 1 in., 2 in., 4 in., or 8 in., etc., as may be necessary to show entire building in the space allowed. Show inside dimensions and designation of each room. Indicate location of water and sewer connections. In space under heading "Details" show character of construction, story heights, etc.



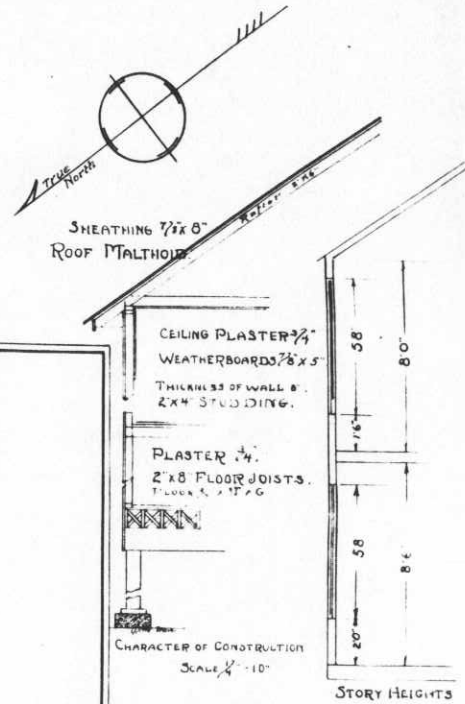
FIRST FLOOR PLAN



SECOND FLOOR PLAN

Scale $\frac{1}{8}'' = 1'$

Window size 28" x 58"
Door size 2'10" x 6'0"



CHARACTER OF CONSTRUCTION
SCALE $\frac{1}{4}'' = 1'$

BLDG. No 43
DRAWN BY J.W.H.
CHECKED BY J.C. & G.M.

Post Plan No. _____

O. O. M. G.: Plan No. Unknown Building No. 44 - 45

APR 1929

Place Fort McDowell, Angel Island, California. (West Garrison)
 Designation of building Officers-Quarters- N.C.O. Quarters Capacity 2-Co. Officers
 Total Cost, \$ 3,500.00 (Est) Date completed 1864
 Material: Walls Frame Foundation Wood
 Roof Shingles Floors Wood
 Total floor area above basement, square feet 4,064.
 Size: Main building 26'0" X 44'0" Wings 24'0" X 37'0" Basement None
 a Stoves (How heated) _____ Height of first floor above ground 2'
 b Coal (Type of heat) _____ How lighted Electricity
 c 40 gal. boilers attached to ranges (2) (Type of domestic hot water heater) _____ Water connections Yes
 Sewer connections Yes
 Gas connections None
 COOKING RANGES INSTALLED METERS INSTALLED
 Coal, No. 2-No. 3 Army Ranges. Gas, No. None
 Gas, No. None Electric, No. 4698450-8918441
 Electric, No. None Oil, No. None
 Oil, No. None Steam, No. None
 Steam, No. None Water, No. None



APR 1929

ADDITIONS AND INSTALLATIONS


(Below enter chronologically all modifications, additions, introductions of water, sewer, lights, heating, etc.)

| DATE | | COST | DATE | DATE |
|----------|--|-----------|------|------|
| 1-12-18 | Electric light connections and fixtures installed | 84.20 | | |
| 6-30-30 | Major repairs to place in habitable condition. | \$1100.00 | | |
| 12-25-31 | Installed 2 hot water heaters, coal burning, 40 gal. | 101.12 | | |
| | | | | |
| | | | | |
| | | | | |
| | | | | |
| | | | | |
| | | | | |
| | | | | |
| | | | | |
| | | | | |
| | | | | |
| | | | | |
| | | | | |
| | | | | |
| | | | | |
| | | | | |
| | | | | |
| | | | | |
| | | | | |
| | | | | |
| | | | | |
| | | | | |
| | | | | |
| | | | | |
| | | | | |
| | | | | |
| | | | | |
| | | | | |
| | | | | |
| | | | | |
| | | | | |

INSTRUCTIONS—"a" State whether heated from central heating or by individual heating plants, stoves, furnaces, or fireplaces.
 "b" State whether steam, vapor, hot water, or hot air.
 "c" State whether gas, coal, oil, or central heating plant.

See reverse side of form.

✓



ADDITIONAL INFORMATION

Number changed from 2-3 per OQMG file 600.911, dated October 9, 1916.

Designation changed from Officers Quarters to N.C.O. Quarters per authority 3rd Ind. May 12, 1931.

REMARKS

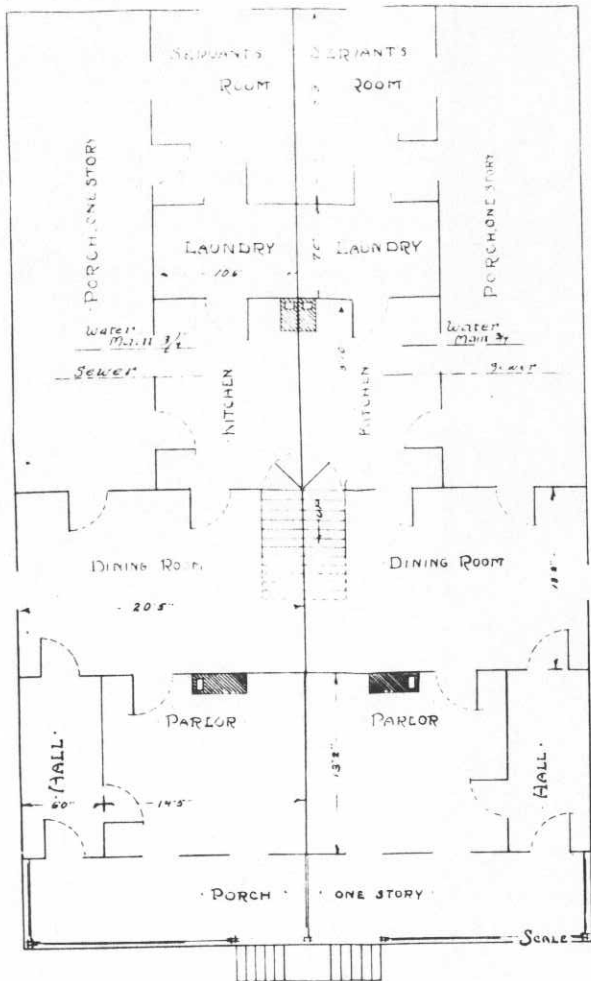
Number changed from 2-3 per OQMG file 600.911, dated October 9, 1916.

Designation changed from Officers Quarters to N.C.O. Quarters per authority 3rd Ind. May 12, 1931.

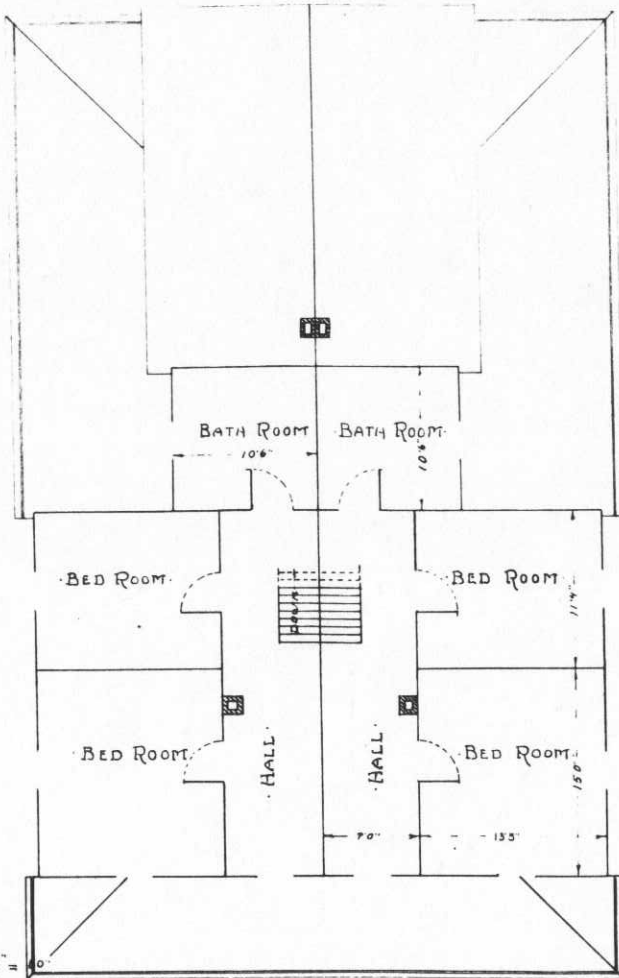
INSTRUCTIONS

If plans of building are available, forward copy of same showing information called for above. These plans should be checked against the building and any variations from same in the building as constructed should be noted.

If plans are not available make sketch plans and elevation in spaces above. The plans shown are typical of "quarters." Similar plans may be made for all types of buildings. There are 10 squares to the inch. Each square will represent 1 in., 2 in., 4 in., or 8 in., etc., as may be necessary to show entire building in the space allowed. Show inside dimensions and designation of each room. Indicate location of water and sewer connections. In space under heading "Details" show character of construction, story heights, etc.

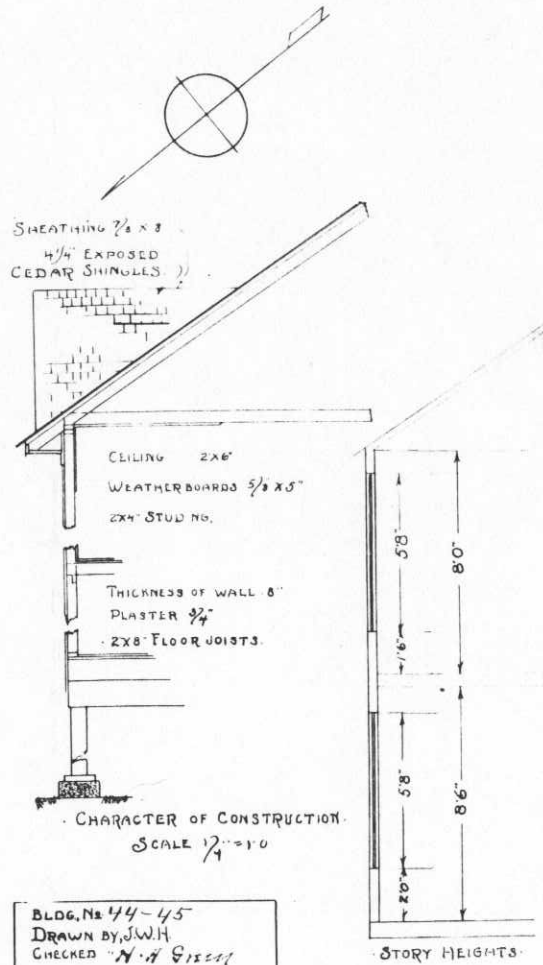


FIRST FLOOR PLAN.



WINDOW SIZE 28" X 58"
DOOR SIZE 210" X 610"

SECOND FLOOR PLAN.




BLDG. No 44-45
DRAWN BY J.W.H.
CHECKED "N.H. GIBSON"

STORY HEIGHTS.

Post Plan No. _____

O. Q. M. G.: Plan No. Unknown Building No. 46

Place Fort McDowell, Angel Island, California. (West Garrison)
 Designation of building ~~Officers Quarters~~ N.C.W. Quarters Capacity 1-Co. Officer
 Total Cost, \$ 2,400.00 (Est) Date completed 1869
 Material: Walls Frame Foundation Wood
 Roof Shingles Floors Wood
 Total floor area above basement, square feet 1,727
 Size: Main building 23'0" X 32'0" Wings 15'0" X 17'0" Basement None
 a Stoves (How heated) _____ Height of first floor above ground 2'6"
 b Coal (Type of heat) _____ How lighted Electricity
 c 40 gal. boiler attached to range (Type of domestic hot water heater) _____ Water connections Yes
 Sewer connections Yes
 Gas connections None
 COOKING RANGES INSTALLED METERS INSTALLED
 Coal, No. 1-No. 3 Army Range Gas, No. None
 Gas, No. None Electric, No. 4918267
 Electric, No. None Oil, No. None
 Oil, No. None Steam, No. None
 Steam, No. None Water, No. None



ADDITIONS AND INSTALLATIONS


(Below enter chronologically all modifications, additions, introductions of water, sewer, lights, heating, etc.)

| DATE | | COST | DATE | DATE |
|----------|---|--------|------|------|
| 10-15-18 | Electric wiring and fixtures installed | 65.40 | | |
| 6-30-30 | Major repairs to place in habitable condition | 850.00 | | |
| 12-14-31 | Installed hot water heater, coal burning, 40 gal. | 50.56 | | |
| | | | | |
| | | | | |
| | | | | |
| | | | | |
| | | | | |
| | | | | |
| | | | | |
| | | | | |
| | | | | |
| | | | | |
| | | | | |
| | | | | |
| | | | | |
| | | | | |
| | | | | |
| | | | | |
| | | | | |
| | | | | |
| | | | | |

INSTRUCTIONS—"a" State whether heated from central heating or by individual heating plants, stoves, furnaces, or fireplaces.
 "b" State whether steam, vapor, hot water, or hot air.
 "c" State whether gas, coal, oil, or central heating plant.

See reverse side of form.





[Faint, illegible text, likely bleed-through from the reverse side of the page.]

| DATE | DESCRIPTION | REMARKS |
|------|-------------|---------|
| | | |
| | | |
| | | |
| | | |
| | | |
| | | |
| | | |
| | | |
| | | |
| | | |

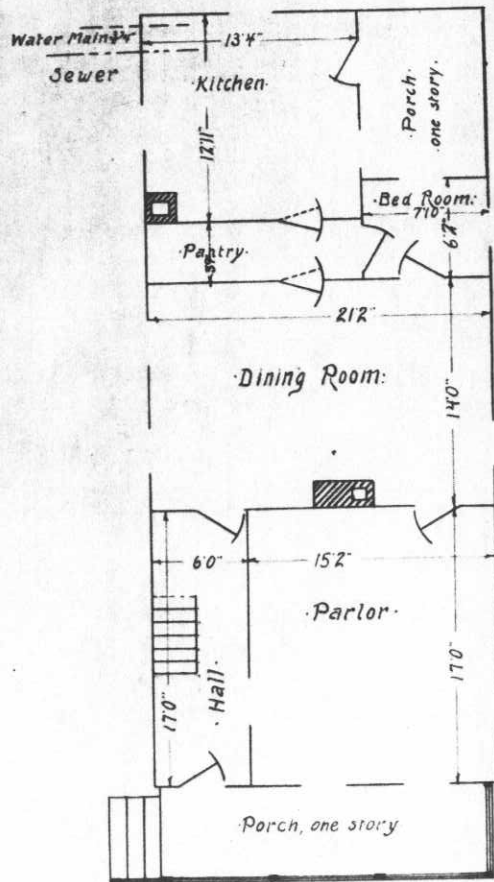
REMARKS

Number changed from 4 per OQMG file 600.911, dated October 9, 1916.
Designation changed from Officers Quarters to N.C.O. Quarters, per authority 3rd ind. May 12, 1931

INSTRUCTIONS

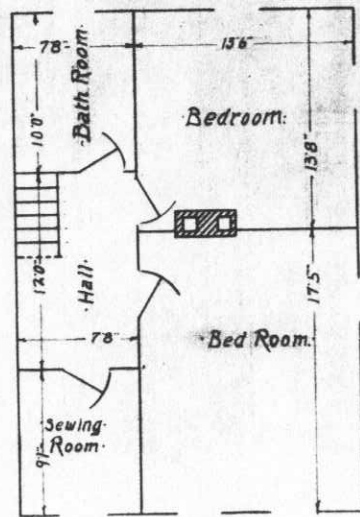
If plans of building are available, forward copy of same showing information called for above. These plans should be checked against the building and any variations from same in the building as constructed should be noted.

If plans are not available make sketch plans and elevation in spaces above. The plans shown are typical of "quarters." Similar plans may be made for all types of buildings. There are 10 squares to the inch. Each square will represent 1 in., 2 in., 4 in., or 8 in., etc., as may be necessary to show entire building in the space allowed. Show inside dimensions and designation of each room. Indicate location of water and sewer connections. In space under heading "Details" show character of construction, story heights, etc.



First Floor Plan

Scale 1/8" = 10"

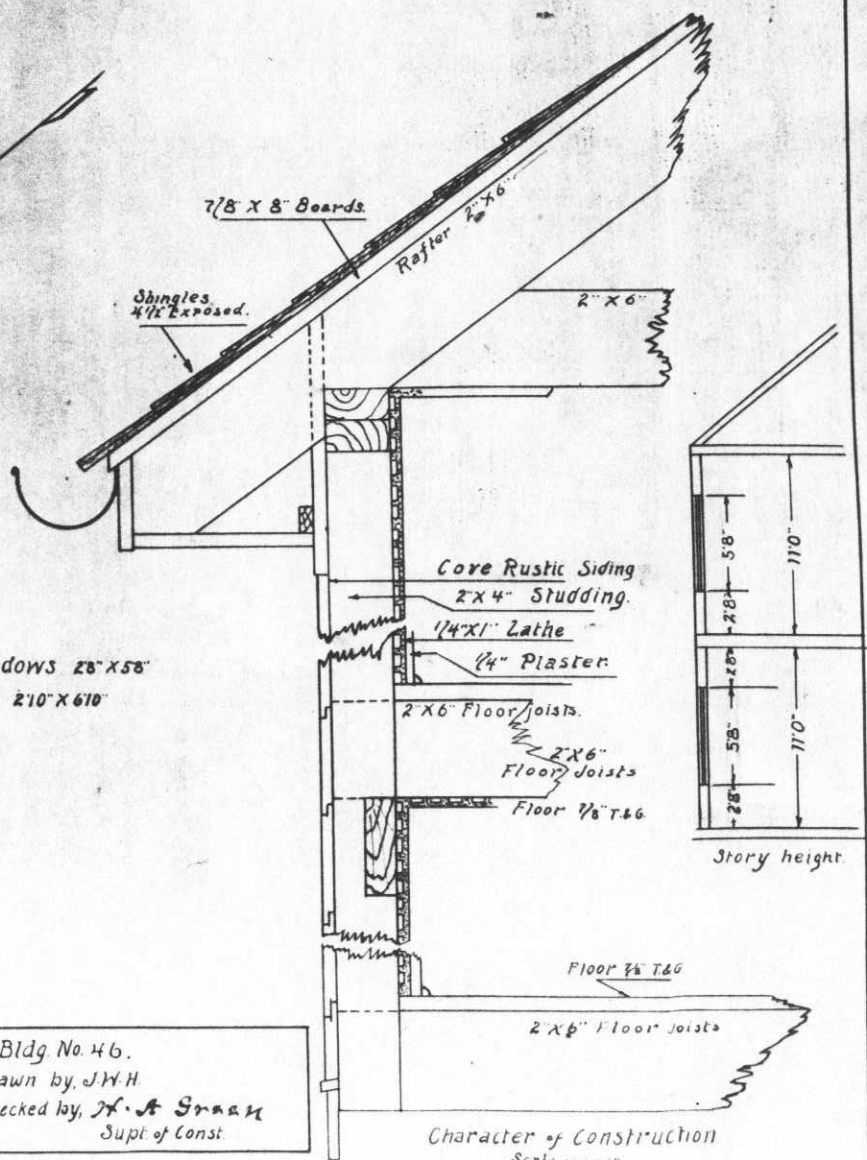


Second Floor Plan



All windows 28" X 58"
All door 2'10" X 6'10"

Bldg No. 46.
Drawn by J.W.H.
Checked by H.A. Swan
Supt. of Const.



Character of Construction
Scale 1/8" = 1"

Post Plan No. _____

O. Q. M. G.: Plan No. Unknown Building No. 47

Place Fort McDowell, Angel Island, California. (West Garrison)
 Designation of building ~~Officers Quarters~~ N.C.O. Quarters Capacity 1-Co. Officer
 Total Cost, \$ 2,400.00 (Est) Date completed 1869
 Material: Walls Frame Foundation Wood
 Roof Shingles Floors Wood
 Total floor area above basement, square feet 1,727
 Size: Main building 23'0" X 32'0" Wings 15'0" X 17'0" Basement None
 a Stoves
 (How heated) _____ Height of first floor above ground 2'6"
 b Coal How lighted Electricity
 (Type of heat) _____ Water connections Yes
 c 40 gal. boiler attached to range Sewer connections Yes
 (Type of domestic hot water heater) _____ Gas connections None
 COOKING RANGES INSTALLED METERS INSTALLED
 Coal, No. 1-No. 3 Army Range Gas, No. None
 Gas, No. None Electric, No. 4918306
 Electric, No. None Oil, No. None
 Oil, No. None Steam, No. None
 Steam, No. None Water, No. None



ADDITIONS AND INSTALLATIONS


(Below enter chronologically all modifications, additions, introductions of water, sewer, lights, heating, etc.)

| DATE | | COST | DATE | DATE |
|----------|--|----------|------|------|
| 10-15-18 | Electric wiring and fixtures installed | 57.80 | | |
| 6-30-30 | Major repairs to place in habitable condition. | 850.00 | | |
| 12-29-31 | Installed hot water heater, coal burning, 40 gal. | 50.56 | | |
| 6-14-40 | Minor plumbing and carpentry repairs; painting. C.R. | \$439.85 | | |
| | | | | |
| | | | | |
| | | | | |
| | | | | |
| | | | | |
| | | | | |
| | | | | |
| | | | | |
| | | | | |
| | | | | |
| | | | | |
| | | | | |
| | | | | |
| | | | | |
| | | | | |
| | | | | |
| | | | | |
| | | | | |
| | | | | |
| | | | | |

INSTRUCTIONS—"a" State whether heated from central heating or by individual heating plants, stoves, furnaces, or fireplaces.
 "b" State whether steam, vapor, hot water, or hot air.
 "c" State whether gas, coal, oil, or central heating plant.

See reverse side of form.





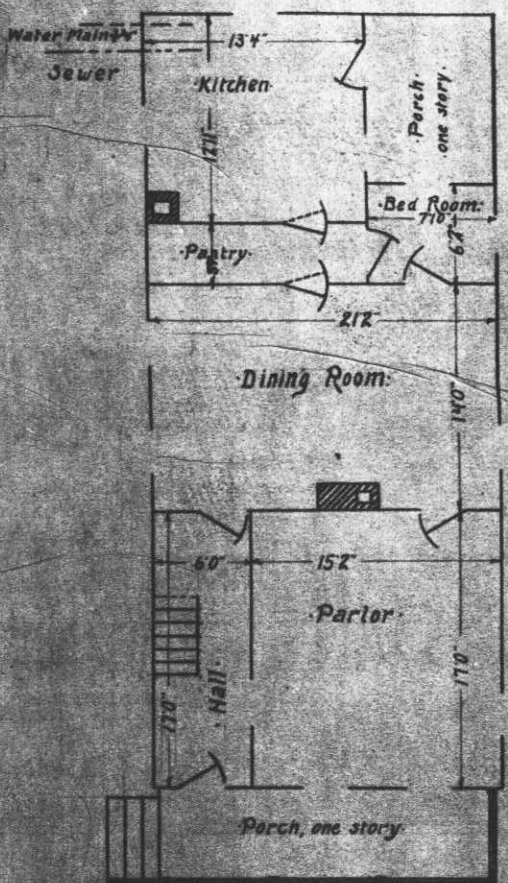
REMARKS

Designation changed from Officers Quarters to N.C.O. Quarters, per authority 3rd Indorsement, May 12, 1931.

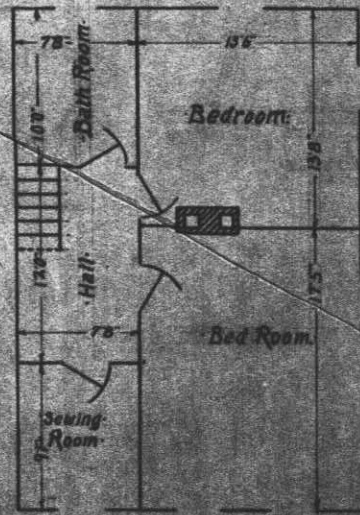
INSTRUCTIONS

If plans of building are available, forward copy of same showing information called for above. These plans should be checked against the building and any variations from same in the building as constructed should be noted.


If plans are not available make sketch plans and elevation in spaces above. The plans shown are typical of "quarters." Similar plans may be made for all types of buildings. There are 10 squares to the inch. Each square will represent 1 in., 2 in., 4 in., or 8 in., etc., as may be necessary to show entire building in the space allowed. Show inside dimensions and designation of each room. Indicate location of water and sewer connections. In space under heading "Details" show character of construction, story heights, etc.



Scale 1/8" = 1'

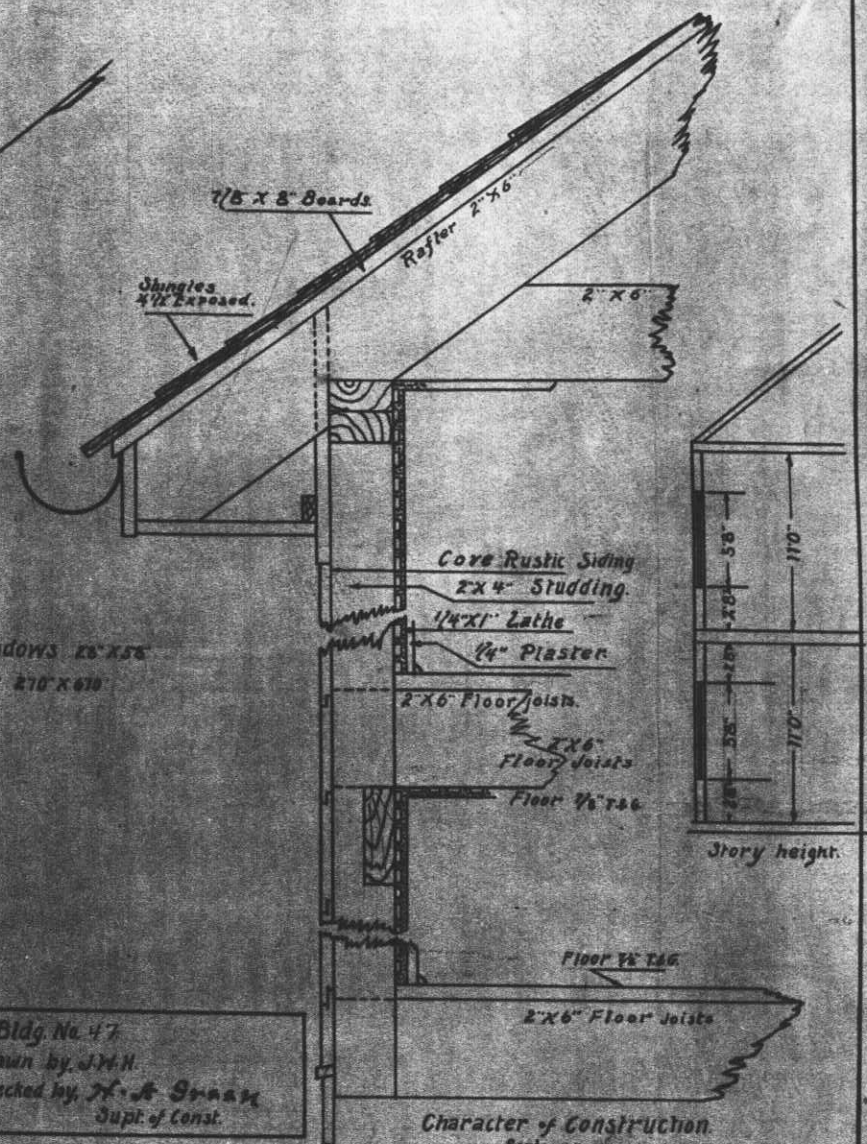


Scale 1/8" = 1'



All windows 28" x 56"
All door 2'10" x 6'10"

Bldg. No. 47
Drawn by J.M.H.
Checked by A.A. Grant
Supt. of Const.



Post Plan No. _____

O. Q. M. G.: Plan No. Unknown Building No. 48 - 49

APR - 1929

Place Fort McDowell, Angel Island, California. (West Garrison)
 Designation of building Officers-Quarters N.C.O. Quarters Capacity 2-Co.Officers
 Total Cost, \$ 4,500.00 (Est) Date completed 1864
 Material: Walls Frame Foundation Wood
 Roof Shingles Floors Wood
 Total floor area above basement, square feet 4,072
 Size: Main building 24'0" X 44'0" Wings 28'0" X 35'0" Basement None
 a Stoves _____
 _____ (How heated) _____
 Height of first floor above ground 2'6"
 b Coal _____
 _____ (Type of heat) _____
 How lighted Electricity
 c 40 gal. boilers attached to ranges (2) _____
 _____ (Type of domestic hot water heater) _____
 Water connections Yes
 Sewer connections Yes
 Gas connections No
 COOKING RANGES INSTALLED METERS INSTALLED
 Coal, No. 2-No. 3 Army Ranges Gas, No. None
 Gas, No. None Electric, No. 4918244-4918179
 Electric, No. None Oil, No. None
 Oil, No. None Steam, No. None
 Steam, No. None Water, No. None



APR 1929

ADDITIONS AND INSTALLATIONS

(Below enter chronologically all modifications, additions, introductions of water, sewer, lights, heating, etc.)

| DATE | | COST | DATE | DATE |
|----------|--|-------|------|------|
| 4-10-18 | Electric wiring and fixtures installed | 87.90 | | |
| 10-5-20 | Seven screens, door; 16 screens, window, installed | 32.50 | | |
| 11-27-31 | Installed hot water heater, coal burning, 40 gal. | 50.56 | | |
| 11-20-33 | Installed: Heater, hot water, coal burning, 40 gal. capacity, U.S. #40 | 50.56 | | |
| | | | | |
| | | | | |
| | | | | |
| | | | | |
| | | | | |
| | | | | |
| | | | | |
| | | | | |
| | | | | |
| | | | | |
| | | | | |
| | | | | |
| | | | | |
| | | | | |
| | | | | |

INSTRUCTIONS—"a" State whether heated from central heating or by individual heating plants, stoves, furnaces, or fireplaces.
 "b" State whether steam, vapor, hot water, or hot air.
 "c" State whether gas, coal, oil, or central heating plant.

See reverse side of form.



REMARKS

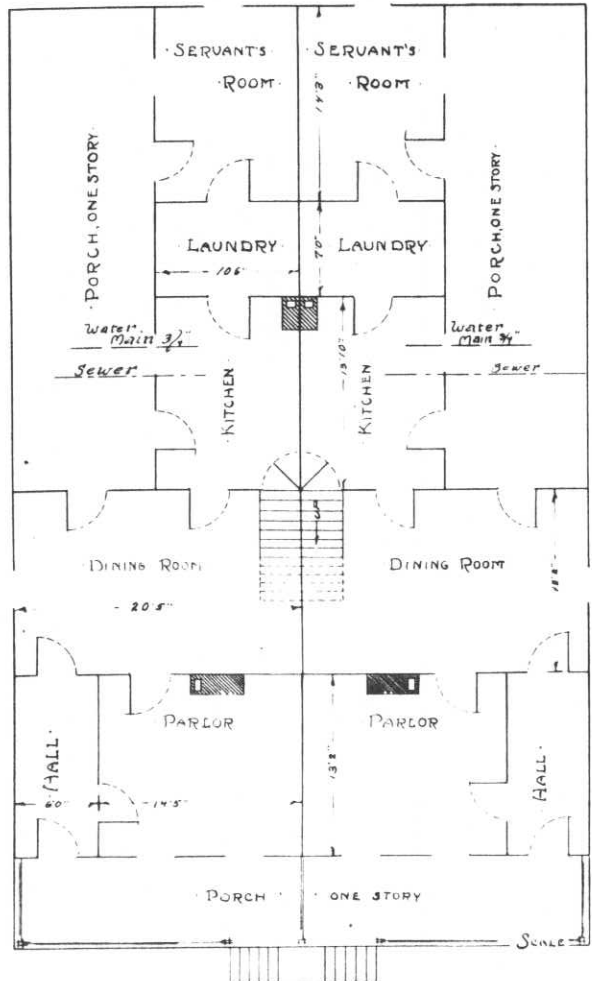
Number changed from 6-7 per OQMG file 600.911, dated October 9, 1916.

Designation changed from Officers Quarters to N.C.O. Quarters, per authority 3rd Indorsement, May 12, 1931.

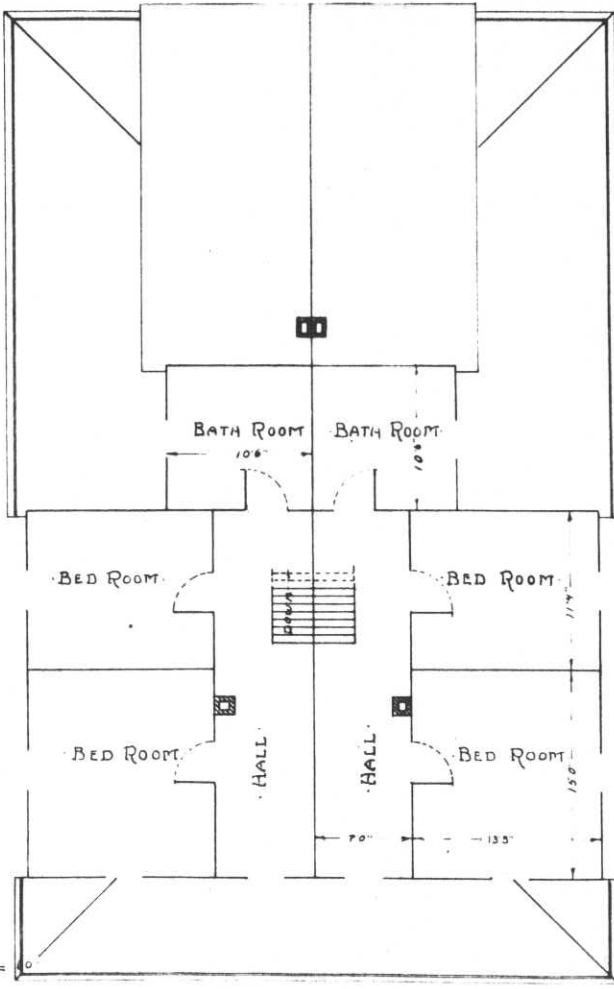
INSTRUCTIONS

If plans of building are available, forward copy of same showing information called for above. These plans should be checked against the building and any variations from same in the building as constructed should be noted.

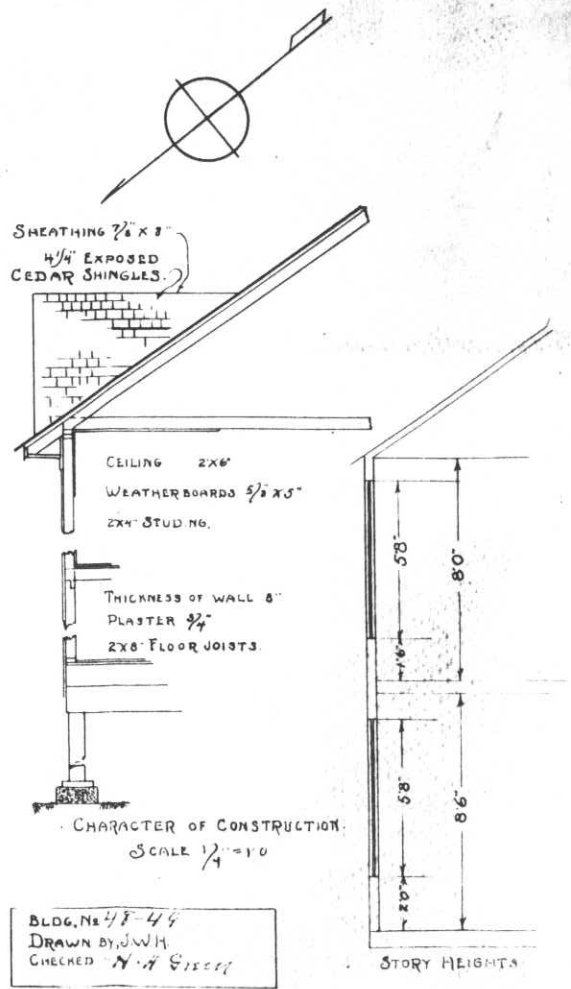
If plans are not available make sketch plans and elevation in spaces above. The plans shown are typical of "quarters." Similar plans may be made for all types of buildings. There are 10 squares to the inch. Each square will represent 1 in., 2 in., 4 in., or 8 in., etc., as may be necessary to show entire building in the space allowed. Show inside dimensions and designation of each room. Indicate location of water and sewer connections. In space under heading "Details" show character of construction, story heights, etc.



FIRST FLOOR PLAN.



WINDOW SIZE 20 X 58"
 DOOR SIZE 210 X 610"
 SECOND FLOOR PLAN.



Post Plan No. _____

O. Q. M. G.: Plan No. Unknown Building No. 50

Place Fort McDowell, Angel Island, California. (West Garrison)

Designation of building Officers - Quarters ~~N.C.V. Quarters~~ Capacity 1-Co. Officer

Total Cost, \$ 2,400.00 (Est) Date completed 1869

Material: Walls Frame Foundation Wood

Roof Shingles Floors Wood

Total floor area above basement, square feet 1,727

Size: Main building 23'0" X 32'0" Wings 15'0" X 17'0" Basement None

a Stoves (How heated) _____ Height of first floor above ground 2'

b Coal (Type of heat) _____ How lighted Electricity

c 40 gal. boiler attached to range 1 Coal Burn. Water connections Yes
(Type of domestic hot water heater) Gas connections None

COOKING RANGES INSTALLED
Coal, No. 1 ~~1~~ ~~None~~ ~~3~~ ~~4~~ ~~5~~ ~~6~~ ~~7~~ ~~8~~ ~~9~~ ~~10~~
Gas, No. None
Electric, No. None 1 (4-Burner)
Oil, No. None
Steam, No. None

METERS INSTALLED
Gas, No. None
Electric, No. 48114763
Oil, No. None
Steam, No. None
Water, No. None



ADDITIONS AND INSTALLATIONS

(Below enter chronologically all modifications, additions, introductions of water, sewer, lights, heating, etc.)

| DATE | | COST | DATE | | DATE |
|----------|--|--------|------|--|------|
| 10-15-18 | Electric wiring and fixtures installed | 64.20 | | | |
| 9-10-19 | 6-door and 6-window screens installed | 27.60 | | | |
| 12-5-29 | Installed Westinghouse Electric Range. | 59.52 | | | |
| 6-30-30 | Major repairs to place in habitable condition. | 850.00 | | | |
| 2-21-30 | Installed coal burning hot water heater, 40 gal. | 56.11 | | | |
| | | | | | |
| | | | | | |
| | | | | | |
| | | | | | |
| | | | | | |
| | | | | | |
| | | | | | |
| | | | | | |
| | | | | | |
| | | | | | |
| | | | | | |
| | | | | | |
| | | | | | |
| | | | | | |
| | | | | | |
| | | | | | |

INSTRUCTIONS—“a” State whether heated from central heating or by individual heating plants, stoves, furnaces, or fireplaces.
“b” State whether steam, vapor, hot water, or hot air.
“c” State whether gas, coal, oil, or central heating plant.

See reverse side of form.

REMARKS

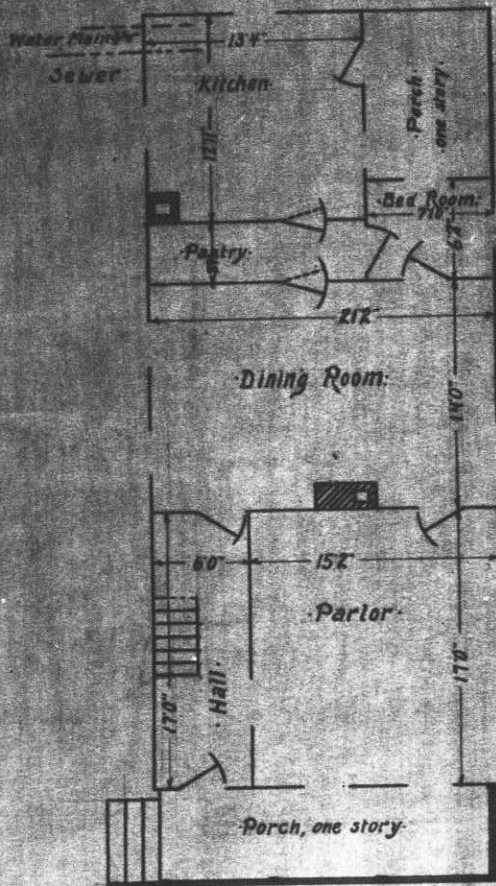
Number changed from 8 per OQMG file 600.911, dated October 9, 1916.

Designation changed from Officers Quarters to N.C.O. Quarters, per authority 3rd Ind. May 12, 1931

INSTRUCTIONS

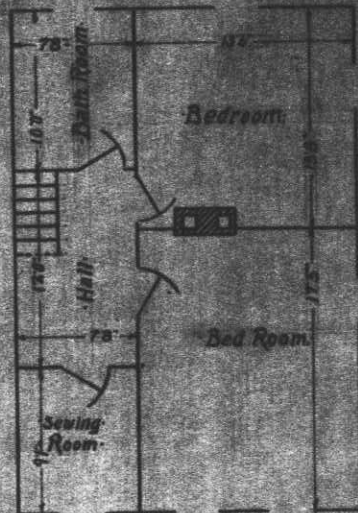
If plans of building are available, forward copy of same showing information called for above. These plans should be checked against the building and any variations from same in the building as constructed should be noted.

If plans are not available make sketch plans and elevation in spaces above. The plans shown are typical of "quarters." Similar plans may be made for all types of buildings. There are 10 squares to the inch. Each square will represent 1 in., 2 in., 4 in., or 8 in., etc., as may be necessary to show entire building in the space allowed. Show inside dimensions and designation of each room. Indicate location of water and sewer connections. In space under heading "Details" show character of construction, story heights, etc.



First Floor Plan.

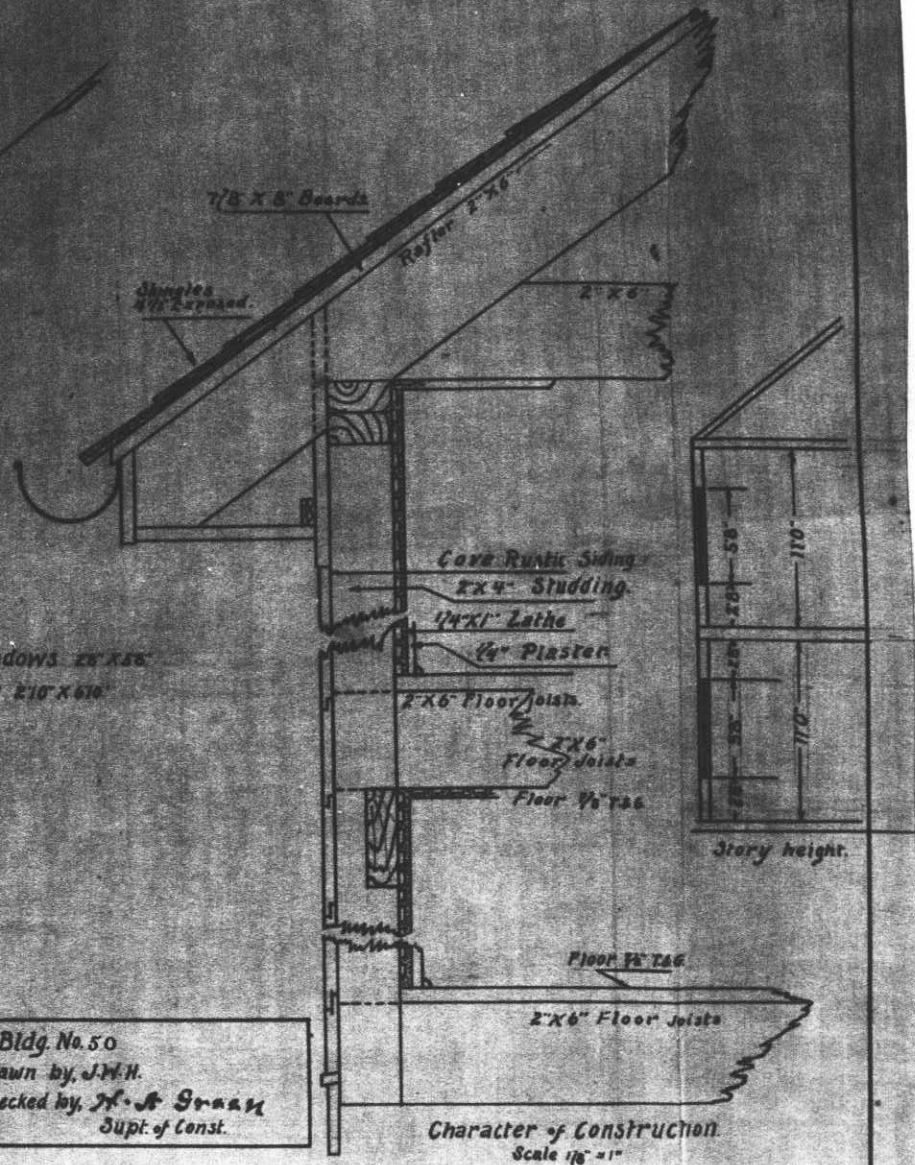
Scale 1/8" = 1'



Second Floor Plan

All windows 28" x 55"
All door 2'10" x 6'10"

Bldg. No. 50
 Drawn by J.M.H.
 Checked by H. S. Gray
 Supt. of Const.



Character of Construction
 Scale 1/8" = 1'

Post Plan No. _____

O. Q. M. G.: Plan No. Unknown Building No. 51

Place Fort McDowell, Angel Island, California. (West Garrison)

Designation of building *Officers-Quarters- N.C.O. Quarters Capacity 1-Co. Officer

Total Cost, \$ 2,400.00 (Est) Date completed 1869

Material: Walls Frame Foundation Wood

Roof Shingles Floors Wood

Total floor area above basement, square feet 1,727

Size: Main building 23'0" X 32'0" Wings 15'0" X 17'0" Basement None

a Stoves Height of first floor above ground 2'6"

(How heated)

b Coal How lighted Electricity

(Type of heat)

c 40 gal. boiler attached to range Water connections Yes

(Type of domestic hot water heater)

Sewer connections Yes

Gas connections None

COOKING RANGES INSTALLED

METERS INSTALLED

Coal, No. 1 ~~No. 3 Army Range~~ Gas, No. None

Gas, No. None Electric, No. 5038162

Electric, No. None 1 (4-Burner) Oil, No. None

Oil, No. None Steam, No. None

Oil, No. None Steam, No. None

Water, No. None



ADDITIONS AND INSTALLATIONS

(Below enter chronologically all modifications, additions, introductions of water, sewer, lights, heating, etc.)

| DATE | | COST | DATE | DATE |
|----------|---|--------|------|------|
| 10-15-18 | Electric wiring and fixtures installed | 69.60 | | |
| 9-14-19 | 9-screen doors and 17-screen windows installed | 36.45 | | |
| 12-5-29 | Installed Westinghouse Electric Range. | 59.52 | | |
| 6-30-30 | Major repairs to place in habitable condition. | 850.00 | | |
| 9-1-31 | Installed hot water heater, coal burning, 40 gal. | 50.56 | | |
| | | | | |
| | | | | |
| | | | | |
| | | | | |
| | | | | |
| | | | | |
| | | | | |
| | | | | |
| | | | | |
| | | | | |
| | | | | |
| | | | | |
| | | | | |
| | | | | |
| | | | | |
| | | | | |

INSTRUCTIONS—"a" State whether heated from central heating or by individual heating plants, stoves, furnaces, or fireplaces.
 "b" State whether steam, vapor, hot water, or hot air.
 "c" State whether gas, coal, oil, or central heating plant.

See reverse side of form.



REMARKS

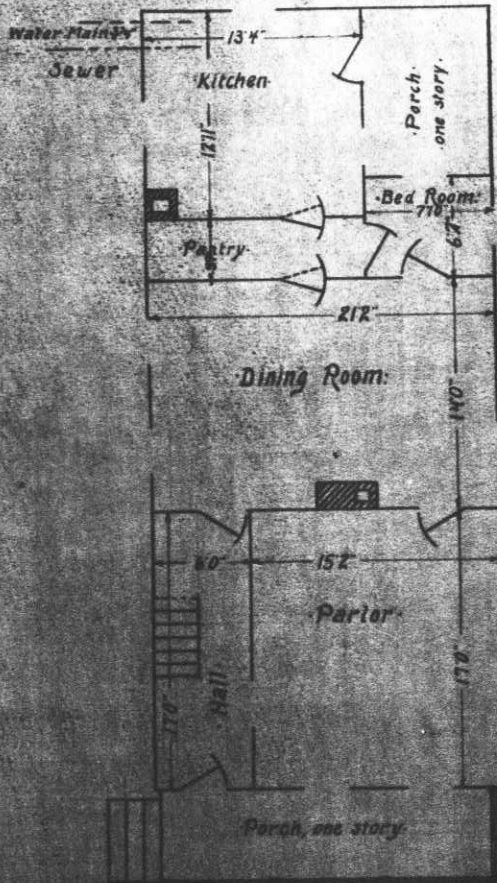
Number changed from 9 per OQMG. file 600.911, dated October 9, 1916.

Designation changed from Officers Quarters to N.C.O. Quarters per authority 3rd Ind. May 12, 1931.

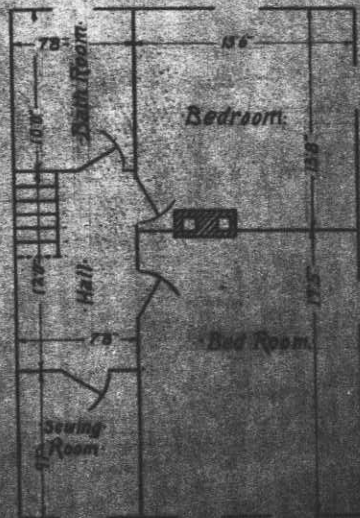
INSTRUCTIONS

If plans of building are available, forward copy of same showing information called for above. These plans should be checked against the building and any variations from same in the building as constructed should be noted.


If plans are not available make sketch plans and elevation in spaces above. The plans shown are typical of "quarters." Similar plans may be made for all types of buildings. There are 10 squares to the inch. Each square will represent 1 in., 2 in., 4 in., or 8 in., etc., as may be necessary to show entire building in the space allowed. Show inside dimensions and designation of each room. Indicate location of water and sewer connections. In space under heading "Details" show character of construction, story heights, etc.



Scale 1/8" = 1'

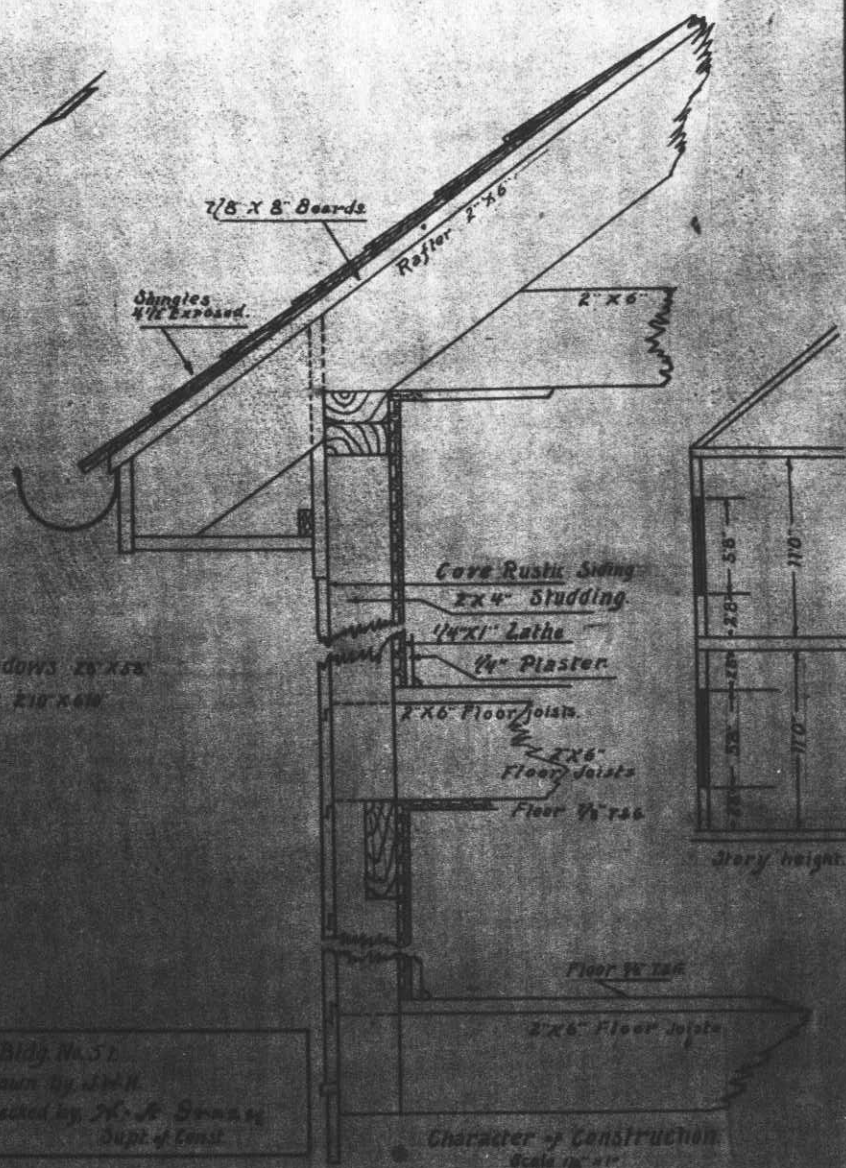


Scale 1/8" = 1'



All windows 20 x 30
All door 2'10 x 6'0

Body No. 51
Drawn by J. H. H.
Checked by J. H. H. S. S. S.
Supt. of Const.



Post Plan No. _____

O. Q. M. G.: Plan No. Unknown Building No. 52

Place Fort McDowell, Angel Island, California. (West Garrison)
 Designation of building Officers Quarters Capacity 1-Co. Officer
 Total Cost, \$ 2,700.00 (Est) Date completed 1882
 Material: Walls Frame Foundation Wood
 Roof Shingles Floors Wood
 Total floor area above basement, square feet 2,079
 Size: Main building 21'0" X 40'0" Wings 19'0" X 21'0" Basement None
 a Stoves Height of first floor above ground 2'
 (How heated) _____ How lighted Electricity
 b Coal (Type of heat) _____ Water connections Yes
 c 40 gal. boiler attached to range (Type of domestic hot water heater) _____ Sewer connections Yes
 Gas connections None
 COOKING RANGES INSTALLED METERS INSTALLED
 Coal, No. 1-No. 3 Army Range Gas, No. None
 Gas, No. None Electric, No. 4918436
 Electric, No. None 1 (4-Burner) Oil, No. None
 Oil, No. None Steam, No. None
 Steam, No. None Water, No. None



ADDITIONS AND INSTALLATIONS

(Below enter chronologically all modifications, additions, introductions of water, sewer, lights, heating, etc.)

| DATE | | COST | DATE | DATE |
|----------|--|---------------|------|------|
| 10-15-18 | Electric wiring and fixtures installed | 87.80 | | |
| 9-10-19 | 2-screen doors and 22-screen windows installed | 41.30 | | |
| 3-15-27 | Window shades installed | 30.50 | | |
| 12-5-29 | Installed Westinghouse Electric Range. | 59.52 | | |
| 6-30-30 | Major repairs to place in habitable condition. | 1,180.00 | | |
| 6-14-40 | Minor repairs to interior. | CR \$1,428.33 | | |
| | | | | |
| | | | | |
| | | | | |
| | | | | |
| | | | | |
| | | | | |
| | | | | |
| | | | | |
| | | | | |
| | | | | |
| | | | | |
| | | | | |
| | | | | |
| | | | | |
| | | | | |
| | | | | |
| | | | | |
| | | | | |
| | | | | |
| | | | | |
| | | | | |
| | | | | |

INSTRUCTIONS—“a” State whether heated from central heating or by individual heating plants, stoves, furnaces, or fireplaces.
 “b” State whether steam, vapor, hot water, or hot air.
 “c” State whether gas, coal, oil, or central heating plant.

See reverse side of form.

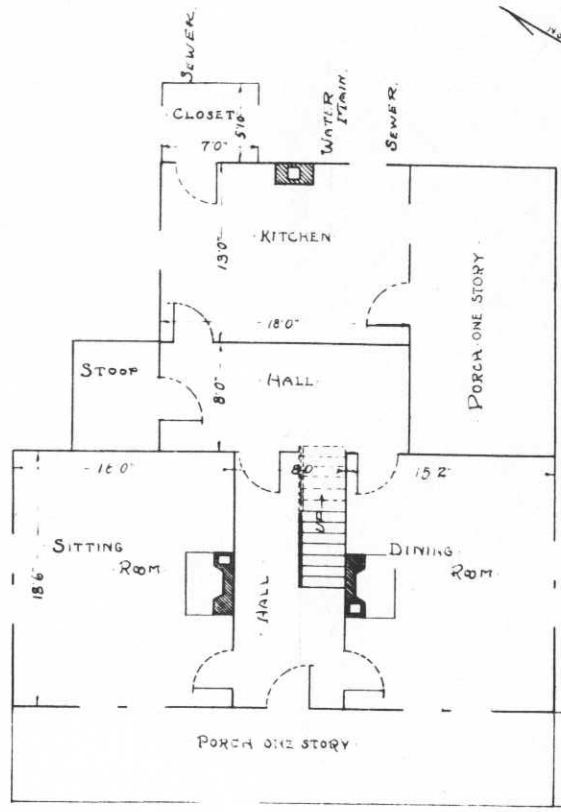
REMARKS

Number changed from 10 per OCMG file 600.911, dated October 9, 1916.

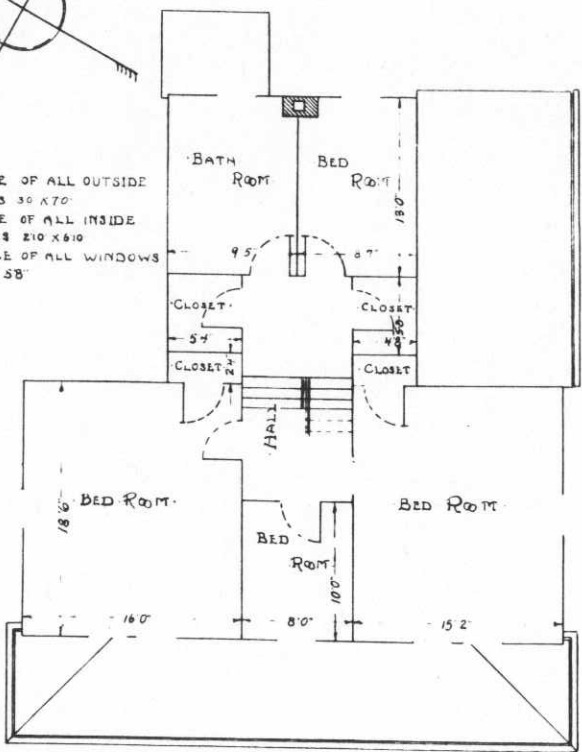
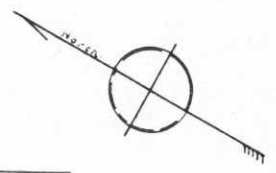
INSTRUCTIONS

If plans of building are available, forward copy of same showing information called for above. These plans should be checked against the building and any variations from same in the building as constructed should be noted.

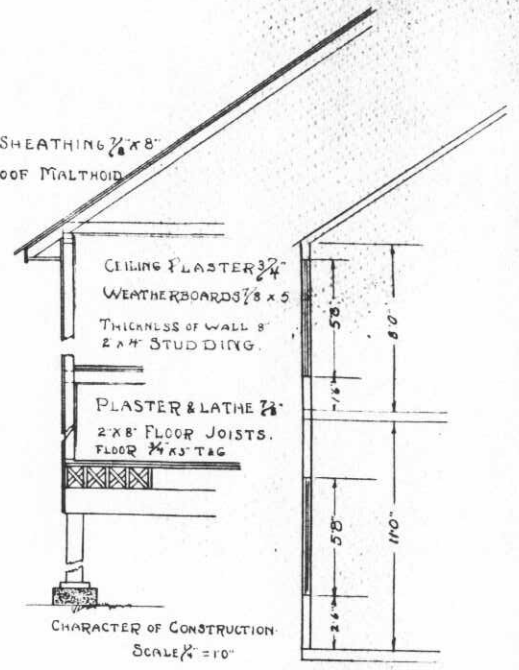
If plans are not available make sketch plans and elevation in spaces above. The plans shown are typical of "quarters." Similar plans may be made for all types of buildings. There are 10 squares to the inch. Each square will represent 1 in., 2 in., 4 in., or 8 in., etc., as may be necessary to show entire building in the space allowed. Show inside dimensions and designation of each room. Indicate location of water and sewer connections. In space under heading "Details" show character of construction, story heights, etc.



SIZE OF ALL OUTSIDE DOORS 3'0" X 7'0"
 SIZE OF ALL INSIDE DOORS 2'10" X 6'10"
 SIZE OF ALL WINDOWS 2'10" X 5'8"



SHEATHING 3/4" X 8"
 ROOF MALTHOID



FIRST FLOOR PLAN

SECOND FLOOR PLAN

SCALE 1/8" = 1'0"

BLDG. No. 53
 DRAWN BY J.W.J.
 CHECKED BY H.A. [Signature]

Post Plan No. _____

O. Q. M. G.: Plan No. Unknown Building No. 53

Place Fort McDowell, Angel Island, California. (West Garrison)
Designation of building Officers Quarters Capacity 1-Co. Officer
Total Cost, \$ 2,500.00 (Est) Date completed 1882
Material: Walls Frame Foundation Wood
Roof Shingles Floors Wood
Total floor area above basement, square feet 2,079
Size: Main building 20'0" X 40'0" Wings 19'0" X 21'0" Basement None
a Stoves _____ Height of first floor above ground 2'6"
(How heated) _____
b Coal _____ How lighted Electricity
(Type of heat) _____ Water connections Yes
c 40 gal. boiler attached to range Sewer connections Yes
(Type of domestic hot water heater) Gas connections None
COOKING RANGES INSTALLED METERS INSTALLED
Coal, No. 1-None & Army Range Gas, No. None
Gas, No. None Electric, No. 1374411
Electric, No. None 1 (4-Burner) Oil, No. None
Oil, No. None Steam, No. None
Steam, No. None Water, No. None



ADDITIONS AND INSTALLATIONS

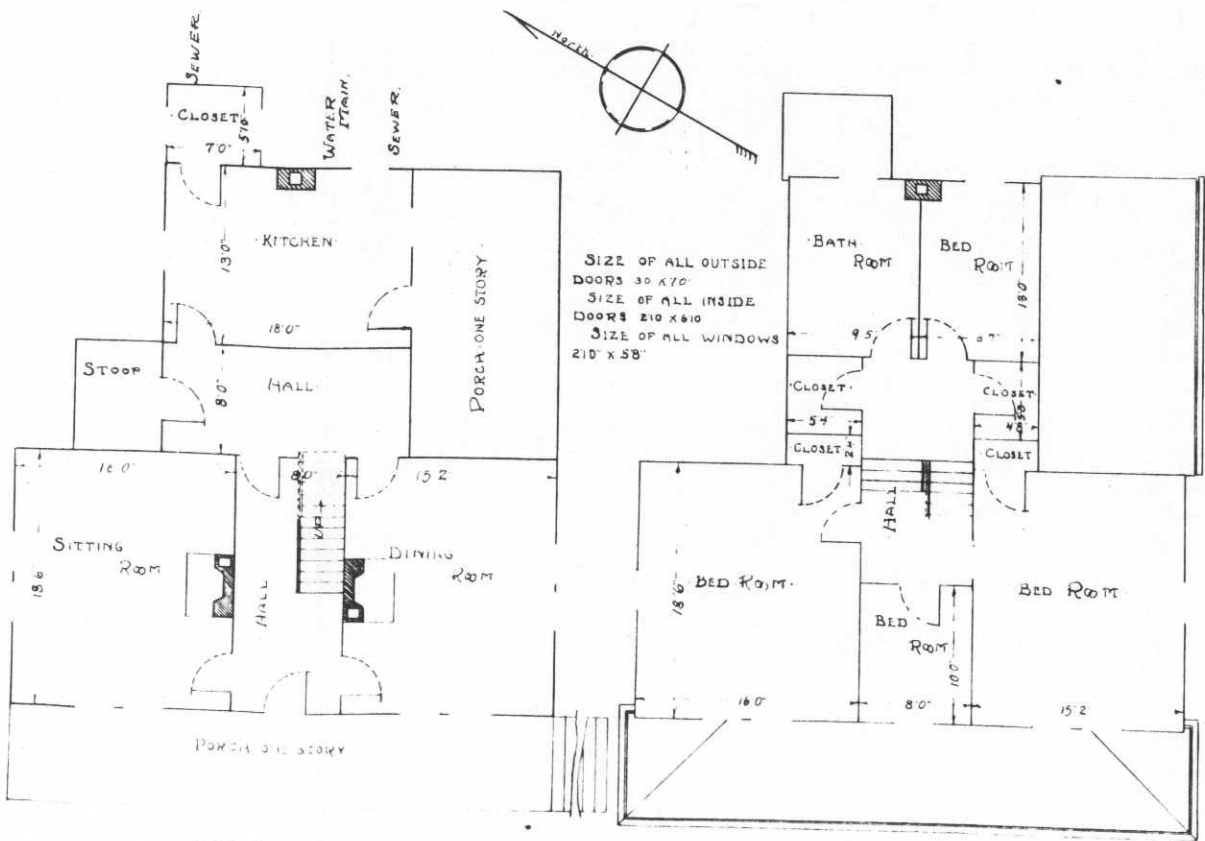
(Below enter chronologically all modifications, additions, introductions of water, sewer, lights, heating, etc.)

| DATE | | COST | DATE | DATE |
|----------|---|---------------|------|------|
| 10-15-18 | Electric Wiring and fixtures installed | 72.50 | | |
| 9-9-19 | 3-screen doors and 20-screen windows installed | 39.65 | | |
| 12-5-29 | Installed Westinghouse Electric Range. | 59.52 | | |
| 6-30-30 | Major repairs to place in habitable condition. | 820.00 | | |
| 12-21-31 | Installed hot water heater, coal burning, 40 gal. | 50.56 | | |
| 6-14-40 | Rebuilt two fireplaces and chimneys. | CR \$1,291.03 | | |
| | | | | |
| | | | | |
| | | | | |
| | | | | |
| | | | | |
| | | | | |
| | | | | |
| | | | | |
| | | | | |
| | | | | |
| | | | | |
| | | | | |
| | | | | |
| | | | | |
| | | | | |

INSTRUCTIONS—“a” State whether heated from central heating or by individual heating plants, stoves, furnaces, or fireplaces.
“b” State whether steam, vapor, hot water, or hot air.
“c” State whether gas, coal, oil, or central heating plant.

See reverse side of form.

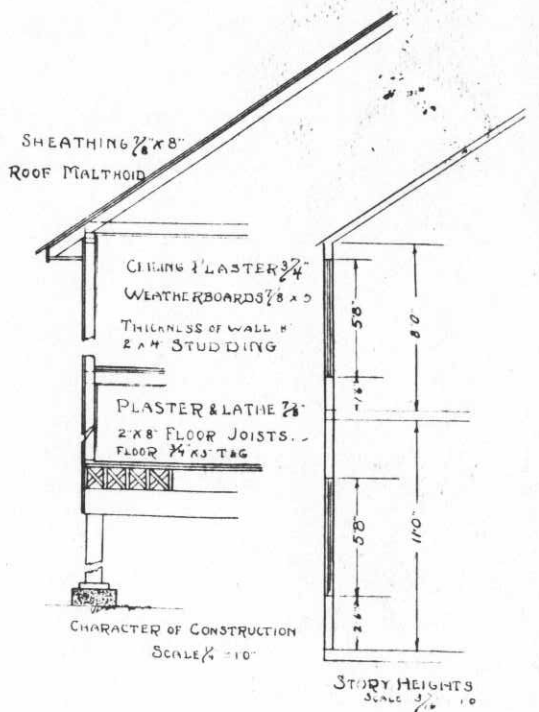
✓



FIRST FLOOR PLAN

SECOND FLOOR PLAN

SCALE 1/8" = 1'-0"



BLDG No 53
DRAWN BY J.W.H.
CHECKED BY W.G. S.

Post Plan No. _____

O. Q. M. G.: Plan No. Unknown Building No. 55

Place Fort McDowell, Angel Island, California. (West Garrison)
 Designation of building Officers Quarters N.O.O. Quarters Capacity 1-Co. Officer
 Total Cost, \$ 800.00 (Est) Date completed 1864
 Material: Walls Frame Foundation Wood
 Roof Shingles Floors Wood
 Total floor area above basement, square feet 1,056
 Size: Main building 16'0" X 40'0" Wings 16'0" X 26'0" Basement None
 a 3 Stoves _____ (How heated) _____
 b Coal _____ (Type of heat) _____
 c 40 gal. boiler attached to range _____ (Type of domestic hot water heater) _____
COOKING RANGES INSTALLED
 Coal, No. 1-No. 3 Army Range
 Gas, No. None
 Electric, No. None
 Oil, No. None
 Steam, No. None
 Height of first floor above ground 2'
 How lighted Electricity
 Water connections Yes
 Sewer connections Yes
 Gas connections None
METERS INSTALLED
 Gas, No. None
 Electric, No. 481503
 Oil, No. None
 Steam, No. None
 Water, No. None



ADDITIONS AND INSTALLATIONS

(Below enter chronologically all modifications, additions, introductions of water, sewer, lights, heating, etc.)

| DATE | | COST | DATE | DATE |
|----------|---|-------|------|------|
| 10-15-18 | Electric wiring and fixtures installed | 57.20 | | |
| 8-16-19 | 2 screen doors and 4 screen windows installed | 22.40 | | |
| 7- 7-27 | Hot water tank, 30 gal. installed | 6.85 | | |
| | | | | |
| | | | | |
| | | | | |
| | | | | |
| | | | | |
| | | | | |
| | | | | |
| | | | | |
| | | | | |
| | | | | |
| | | | | |
| | | | | |
| | | | | |
| | | | | |
| | | | | |
| | | | | |
| | | | | |
| | | | | |
| | | | | |
| | | | | |
| | | | | |
| | | | | |
| | | | | |
| | | | | |

INSTRUCTIONS—"a" State whether heated from central heating or by individual heating plants, stoves, furnaces, or fireplaces.
 "b" State whether steam, vapor, hot water, or hot air.
 "c" State whether gas, coal, oil, or central heating plant.

See reverse side of form.

REMARKS

Number changed from 13 per OQM 600.911, dated October 9, 1916.

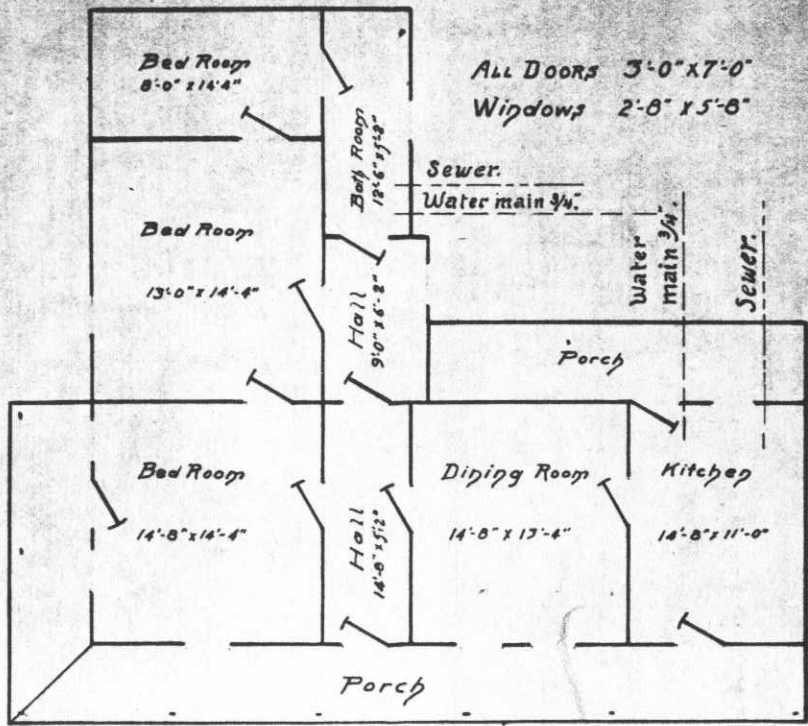
Designation changed from Officers Quarters to N.C.O. Quarters, per authority 3rd Ind. May 12, 1931.

INSTRUCTIONS

If plans of building are available, forward copy of same showing information called for above. These plans should be checked against the building and any variations from same in the building as constructed should be noted.

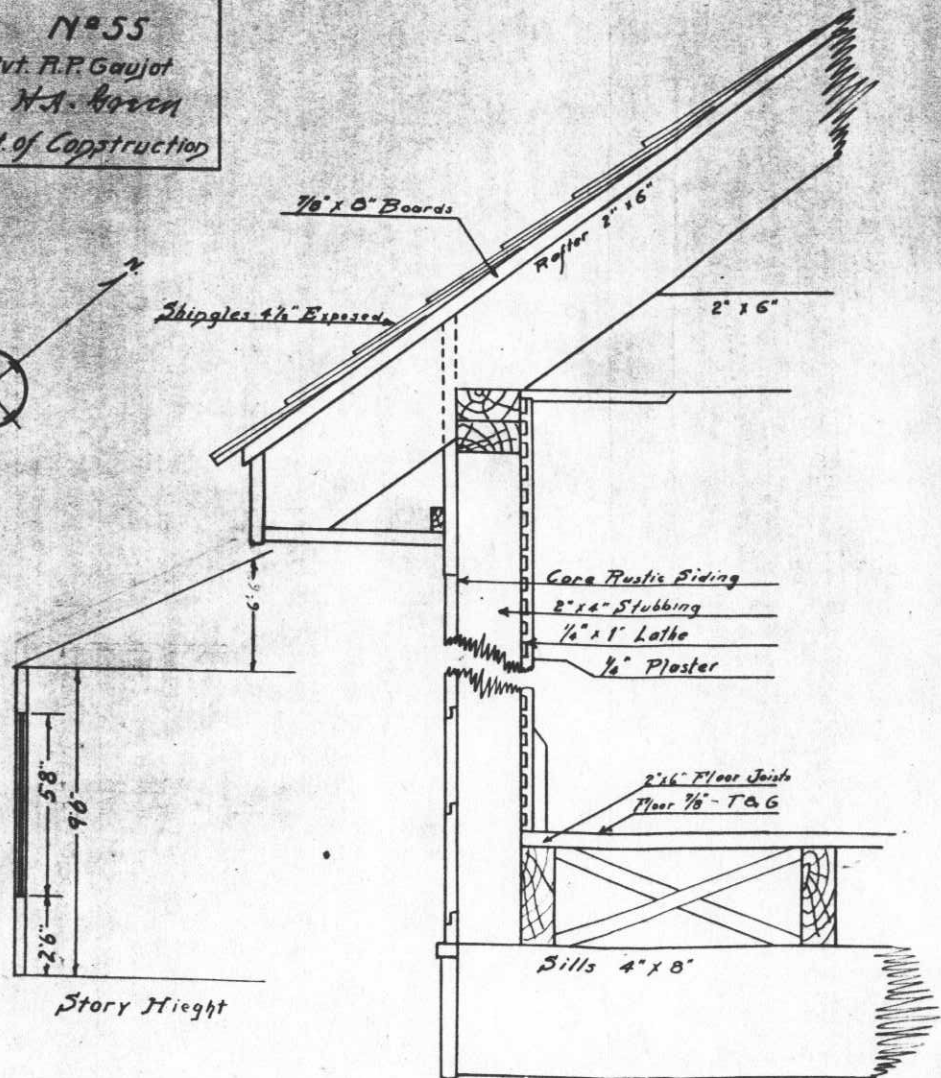
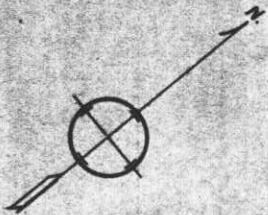
If plans are not available make sketch plans and elevation in spaces above. The plans shown are typical of "quarters." Similar plans may be made for all types of buildings. There are 10 squares to the inch. Each square will represent 1 in., 2 in., 4 in., or 8 in., etc., as may be necessary to show entire building in the space allowed. Show inside dimensions and designation of each room. Indicate location of water and sewer connections. In space under heading "Details" show character of construction, story heights, etc.

BUILDING N° 55
 Drawn by Pvt. R.P. Gaujat
 Checked by H.A. Raven
 Supt. of Construction



FIRST FLOOR PLAN
 Scale 1/8" = 1'-0"

All Doors 3'-0" x 7'-0"
 Windows 2'-8" x 5'-8"




Story Height

SECTION
 Scale 1/8" = 1'-0"

Post Plan No.

O. Q. M. G.: Plan No. Building No. 67

Place Fort McDowell, Angel Island, California. (West Garrison)
 Designation of building Storehouse Capacity
 Total cost, \$ 600.00 Date completed 1897
 Material: Walls Frame Foundation Wood
 Roof Shingles Floors Wood
 Total floor area above basement, square feet 2,200
 Size: Main building 30'0" X 40'0" Wings None Basement None
 a None Height of first floor above
 (How heated) ground Ground level
 b None How lighted Electricity
 (Type of heat) Water connections None
 c None Sewer connections None
 (Type of domestic hot water heater) Gas connections None
COOKING RANGES INSTALLED
 Coal, No. None **METERS INSTALLED**
 Gas, No. None Gas, No. None
 Electric, No. None Electric, No. 4854830
 Oil, No. None Oil, No. None
 Steam, No. None Steam, No. None
 Water, No. None Water, No. None



ADDITIONS AND INSTALLATIONS

(Below enter chronologically all modifications, additions, introductions of water, sewer, lights, heating, etc.)

| DATE | | COST | DATE | COST |
|----------|--|-------|------|------|
| 10-15-18 | Electric wiring and fixtures installed | 18.45 | | |
| | | | | |
| | | | | |
| | | | | |
| | | | | |
| | | | | |
| | | | | |
| | | | | |
| | | | | |
| | | | | |
| | | | | |
| | | | | |
| | | | | |
| | | | | |
| | | | | |
| | | | | |
| | | | | |
| | | | | |
| | | | | |
| | | | | |
| | | | | |

Building No. 67 - Storehouse
Salvaged April 28, 1942

INSTRUCTIONS.—“a” State whether heated from central heating or by individual heating plants, stoves, furnaces, or fireplaces.
 “b” State whether steam, vapor, hot water, or hot air.
 “c” State whether gas, coal, oil, or central heating plant.


See reverse side of form.

O. Q. M. G. MAR 13 1930
K-70

Post Plan No.

O. Q. M. G.: Plan No. Building No. 68

Place Fort McDowell, Angel Island, California. (West Garrison)
 Designation of building Non-commissioned officers quarters Capacity 1- N C O
 Total cost, \$ 1,750.00 Date completed January 1872
 Material: Walls Frame Foundation Wood
 Roof Shingles Floors Wood
 Total floor area above basement, square feet 940
 Size: Main building 25'0" X 35'0" Wings None Basement None
 a Fireplace (How heated) Height of first floor above ground 1'0"
 b Coal (Type of heat) How lighted Electricity
 c 200 gal. tank attached to range (Type of domestic hot water heater) Water connections Yes
 Sewer connections Yes
 Gas connections None
 COOKING RANGES INSTALLED METERS INSTALLED
 Coal, No. 1-Army Range No. 3. Gas, No. None
 Gas, No. None Electric, No. 4843089
 Electric, No. None Oil, No. None
 Oil, No. None Steam, No. None
 Steam, No. None Water, No. None



ADDITIONS AND INSTALLATIONS

(Below enter chronologically all modifications, additions, introductions of water, sewer, lights, heating, etc.)

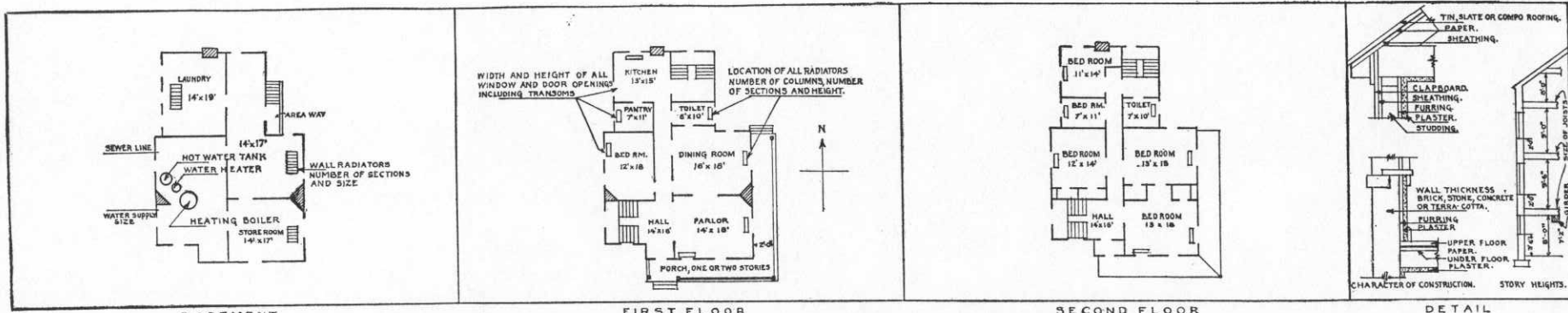
| DATE | | COST | DATE | | COST |
|----------------|--------------------------------------|--------------------|------|--|------|
| <u>4/23/37</u> | <u>Installed 1 heater, hot water</u> | <u>56.11</u> | | | |
| <u>6-14-40</u> | <u>Painted interior.</u> | <u>CR \$562.86</u> | | | |
| | | | | | |
| | | | | | |
| | | | | | |
| | | | | | |
| | | | | | |
| | | | | | |
| | | | | | |
| | | | | | |
| | | | | | |
| | | | | | |
| | | | | | |
| | | | | | |
| | | | | | |
| | | | | | |
| | | | | | |
| | | | | | |
| | | | | | |
| | | | | | |
| | | | | | |
| | | | | | |

INSTRUCTIONS.—“a” State whether heated from central heating or by individual heating plants, stoves, furnaces, or fireplaces.
 “b” State whether steam, vapor, hot water, or hot air.
 “c” State whether gas, coal, oil, or central heating plant.

See reverse side of form.

REC'D O. Q. M. G.
 CIV. CONTROL AREA

APR 17 1930



BASEMENT FIRST FLOOR SECOND FLOOR
 IN SPACE BELOW SKETCH BASEMENT AND FLOOR PLANS OF BUILDINGS, GIVING DATA AS PER PLANS ABOVE

| | | | |
|--|--|----------------------------------|----------------------|
| <p>WIDTH AND HEIGHT OF ALL WINDOW AND DOOR OPENINGS INCLUDING TRANSOMS</p> | <p>LOCATION OF ALL RADIATORS NUMBER OF COLUMNS, NUMBER OF SECTIONS AND HEIGHT.</p> | <p>CHARACTER OF CONSTRUCTION</p> | <p>STORY HEIGHTS</p> |
|--|--|----------------------------------|----------------------|

REMARKS

Formerly Teamsters' Quarters, West Garrison; now used as N C O quarters by Overseer of Prisoners from Alcatraz.

INSTRUCTIONS

If plans of building are available, forward copy of same showing information called for above. These plans should be checked against the building and any variations from same in the building as constructed should be noted.

If plans are not available make sketch plans and elevation in spaces above. The plans shown are typical of "quarters." Similar plans may be made for all types of buildings. There are 10 squares to the inch. Each square will represent 1', 2', 4', or 8', etc., as may be necessary to show entire building in the space allowed. Show inside dimensions and designation of each room. Indicate location of water and sewer connections. In space under heading "Details" show character of construction, story heights, etc.

Post Plan No. _____

O.Q.M.G.: Plan No. 253 Building No. P 16

Place Fort McDowell, Angel Island, California (East Garrison)
 Designation of building Administration Building Capacity _____
 Total cost, \$ 7,075.00 Date completed July, 1911
 Material: Walls Concrete Foundation Concrete
 Roof Tile Floors Wood floor and flooring.
 Total floor area above basement, square feet 3808
 Size: Main building 26' X 34' Wings None Basement None
 a Central Heating Plant Height of first floor above ground 2'
 (How heated)
 b Steam How lighted Electricity
 (Type of heat) Water connections 1"
 c C.H.P. Sewer connections 6"
 (Type of domestic hot water heater) Gas connections None

COOKING RANGES INSTALLED
(Give quantity and size)
 Coal None
 Gas None
 Electric None
 Oil None
 Steam None

REFRIGERATORS INSTALLED
(Give quantity and size)
 Gas None
 Electric None
 Ice None

METERS INSTALLED
(Give quantity and capacity)
 Gas None
 Electric 1-each
 Oil None
 Steam None
 Water None



ADDITIONS AND INSTALLATIONS

(Below enter chronologically all modifications, additions, introductions of water, sewer, lights, heating, etc.)

| DATE | | COST | DATE | COST |
|---------|--|-----------|------|------|
| | Expenditures from 12/29/11 to 5/10/38 | \$1340.37 | | |
| 3-16-42 | General Rehabilitation. Total includes \$467.69 Electrical re-wiring, \$838.18 Carpentry \$343.41 Plastering, \$540.87 Interior and exterior painting and \$223.29 for repairs to roofing | \$2413.44 | | |
| | | | | |
| | | | | |
| | | | | |
| | | | | |
| | | | | |
| | | | | |
| | | | | |
| | | | | |
| | | | | |
| | | | | |
| | | | | |

INSTRUCTIONS.—“a” State whether heated from central heating or by individual heating plants, stoves, furnaces, or fireplaces.
 “b” State whether steam, vapor, hot water, or hot air.
 “c” State whether gas, coal, oil, or central heating plant.

See reverse side of form.

Post Plan No.

Q. M. C. Plan No. 253

Building No. P-16

Place Fort McDowell, Angel Island, California (East Garrison)
 Designation of building Administration Building Capacity _____
 Total cost, \$ 7,075. Date completed July 1911.
 Material: Walls Concrete Foundation Concrete
 Roof Tile Floors Wood
 Total floor area above basement, square feet 4774
 Size: Main building 56' X 24' Rear Wings (10' X 44' x 2) (8 1/2' X 10') Basement None
 a Central Heating Plant Height of first floor above ground 2'
 (How heated)
 b Steam How lighted Electricity
 (Type of heat)
 c Central Heating Plant Water connections 1- inch
 (Type of domestic hot water heater) Sewer connections 6- inch
 Gas connections None

COOKING RANGES INSTALLED **METERS INSTALLED**
 Coal, No. None Gas, No. None
 Gas, No. None Electric, No. 1- ea
 Electric, No. None Oil, No. None
 Oil, No. None Steam, No. None
 Steam, No. None Water, No. None



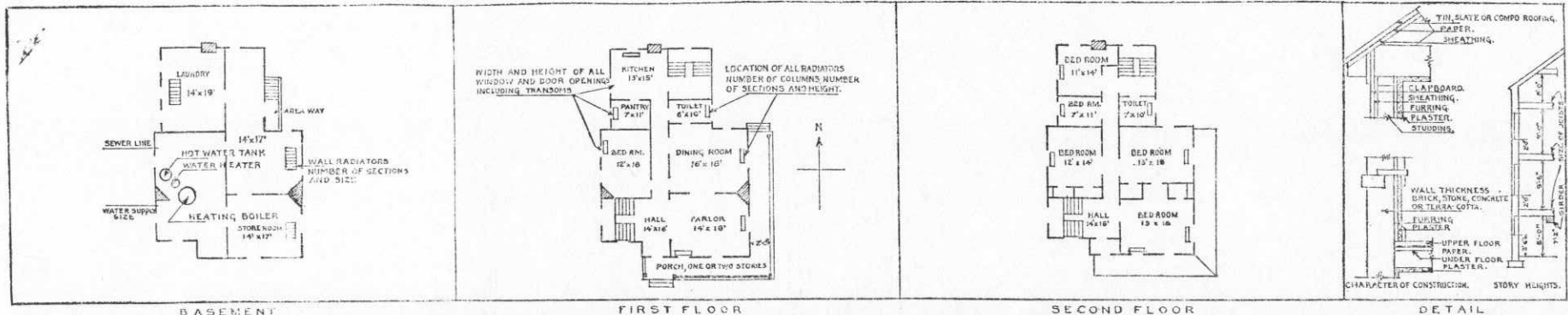
ADDITIONS AND INSTALLATIONS

(Below enter chronologically all modifications, additions, introductions of water, sewer, lights, heating, etc.)

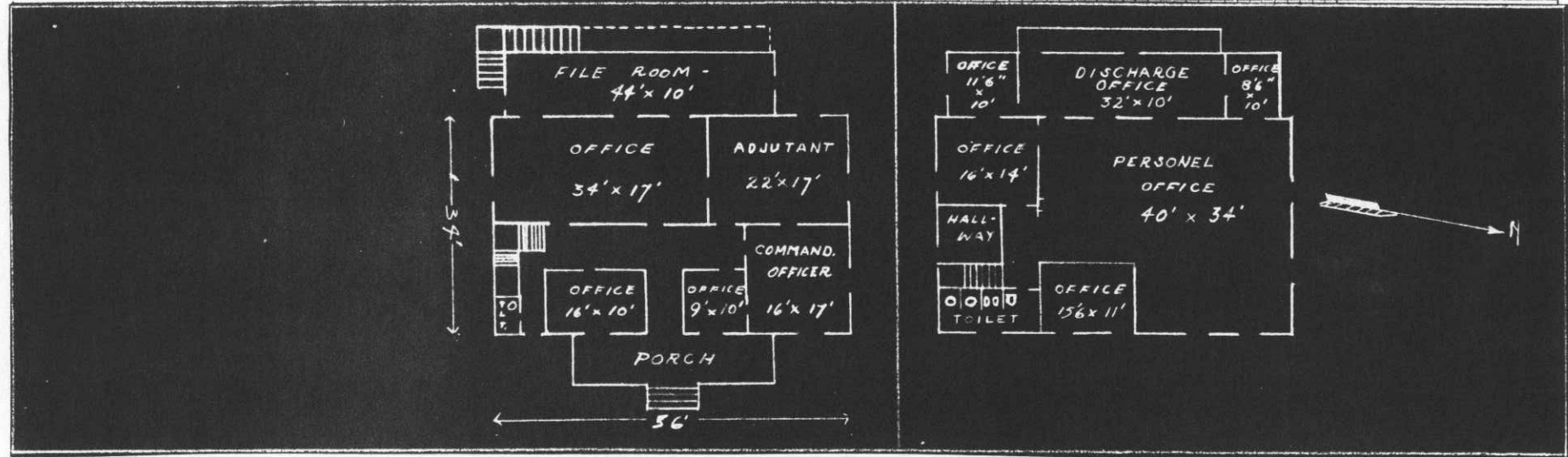
| DATE | | COST | DATE | COST |
|---------|---|------------|------|------|
| | Expenditures from 12/29/11 to 5/10/38. | \$1340.37 | | |
| 3-16-42 | General Rehabilitation. Total cost includes \$467.69 Electric rewiring, \$828.18 carpentry, \$242.41 Plastering, \$540.87 interior and exterior painting and \$222.29 for repairs to roofing. | \$ 2413.44 | | |
| | | | | |
| | | | | |
| | | | | |
| | | | | |
| | | | | |
| | | | | |
| | | | | |
| | | | | |
| | | | | |
| | | | | |
| | | | | |
| | | | | |
| | | | | |
| | | | | |
| | | | | |
| | | | | |
| | | | | |
| | | | | |
| | | | | |
| | | | | |

INSTRUCTIONS.—“a” State whether heated from central heating or by individual heating plants, stoves, furnaces, or fireplaces.
 “b” State whether steam, vapor, hot water, or hot air.
 “c” State whether gas, coal, oil, or central heating plant.

Revised



BASEMENT FIRST FLOOR SECOND FLOOR
 IN SPACE BELOW SKETCH BASEMENT AND FLOOR PLANS OF BUILDINGS, GIVING DATA AS PER PLANS ABOVE



REMARKS

INSTRUCTIONS

If plans of building are available, forward copy of same showing information called for above. These plans should be checked against the building and any variations from same in the building as constructed should be noted.

If plans are not available make sketch plans and elevation in spaces above. The plans shown are typical of "quarters." Similar plans may be made for all types of buildings. There are 10 squares to the inch. Each square will represent 1', 2', 4', or 8', etc., as may be necessary to show entire building in the space allowed. Show inside dimensions and designation of each room. Indicate location of water and sewer connections. In space under heading "Details" show character of construction, story heights, etc.

See New House

Post Plan No. _____
6473-1021x
O. Q. M. G.: Plan No. 270 - A Building No. 12, 13, 14, 15

Place Fort McDowell, Angel Island, California. (East Garrison) *4 Lts.*
Designation of building Officers Quarters Capacity 2 Capt. 2 Lts.
Total cost, \$ 29,230.00 Date completed August, 1916.
Material: Walls Concrete Foundation Concrete
Roof Tile Floors Wood


Total floor area above basement, square feet 9,000.
Size: Main building 140'1" X 35'10" Wings 0 Basement 3889 sq.ft.
a ~~Furnace~~ Coal # 32-7, 883 sq. ft. radiation Height of first floor above ground 2'6"
Central Heating Plant (11-6-31)
b ~~Hot Water~~ Steam How lighted Electricity
Circulating Tank (Type of heat) Water connections Yes
c ~~Boasco Heater~~ # 300 (Coal Burning. Cap. 600 gal. Sewer connections Yes
(Type of domestic hot water heater) Disc onnected 11-6-31. Gas connections No

COOKING RANGES INSTALLED

Coal, No. 4 ~~No. 3~~ Ranges
Gas, No. None
Electric, No. None 4 (4-Burner)
Oil, No. None
Steam, No. None

METERS INSTALLED

Gas, No. None
Electric, No. (3745514 - 3752688)
Oil, No. None (3752572 - 545231)
Steam, No. None
Water, No. None



ADDITIONS AND INSTALLATIONS

(Below enter chronologically all modifications, additions, introductions of water, sewer, lights, heating, etc.)

| DATE | | COST | DATE | COST |
|----------|---|-------------|------|------|
| 12-29-11 | Installed window shades | 58.00 | | |
| 1- 9-12 | Installed screen doors and windows | 364.44 | | |
| 12-5-29 | Installed Westinghouse Electric Ranges. (Four) | 238.08 | | |
| 12-5-29 | Installed Coal Burning Water Heaters. | 110.00 | | |
| 11-6-31 | Installed tank, hot water storage, horizontal, circulating, 250 gals. capacity. | 80.00 | | |
| 6-14-40 | Plumbing repairs and replacements (Bldg. #12) <i>CR</i> | \$13,761.10 | | |
| 6-14-40 | Preparatory work prior to complete rehabilitation and renovation of interior. (Bldg. #13) <i>CR</i> | \$1,618.14 | | |
| 6-14-40 | Complete rehabilitation and renovation of interior. (Bldg. #15) <i>CR</i> | \$14,332.88 | | |
| | | | | |
| | | | | |
| | | | | |
| | | | | |
| | | | | |
| | | | | |
| | | | | |
| | | | | |
| | | | | |
| | | | | |
| | | | | |
| | | | | |
| | | | | |
| | | | | |

INSTRUCTIONS.—“a” State whether heated from central heating or by individual heating plants, stoves, furnaces, or fireplaces.
“b” State whether steam, vapor, hot water, or hot air.
“c” State whether gas, coal, oil, or central heating plant.


See reverse side of form.

V

See next form

Post Plan No. _____
 6473-1020x
 O. Q. M. G.: Plan No. 270 - A Building No. 8, 9, 10, 11

Place Fort McDowell, Angel Island, California. (East Garrison) *4 ex*
 Designation of building Officers Quarters Capacity 2 Capt.-2-Lts.
 Total cost, \$ 23,259.00 Date completed August, 1911
 Material: Walls Concrete Foundation Concrete
 Roof Tile Floors Wood
 Total floor area above basement, square feet 9,000.
 Size: Main building 140'1" X 35'10" Wings 0 Basement 3889 sq.ft.
 a Furnace "Ideal" #11-22-5, 883 sq.ft. radiation Height of first floor above ground 2'6"
Central Heating Plant heated (11-6-31)
 b Hot Water Steam How lighted Electricity
Circulating Tank (Type of heat) Water connections Yes
 c Tobacco heater #300 (Coal Burning. Cap. 600 gal.) Sewer connections Yes
(Type of domestic hot water heater) Disconnected Gas connections No
11-6-31
COOKING RANGES INSTALLED **METERS INSTALLED**
 Coal, No. 4--No. 3 Range- Gas, No. None (544975 - 409166)
 Gas, No. None Electric, No. (409162 - 190327)
 Electric, No. None 4 (4-Burner) Oil, No. None
 Oil, No. None Steam, No. None
 Steam, No. None Water, No. None



ADDITIONS AND INSTALLATIONS

(Below enter chronologically all modifications, additions, introductions of water, sewer, lights, heating, etc.)

| DATE | | COST | DATE | COST |
|----------|---|-------------|------|------|
| 12-29-11 | Installed window shades | 57.60 | | |
| 1- 9-12 | Installed screen doors and windows | 364.44 | | |
| 12-5-29 | Installed Westinghouse Electric Ranges. | 238.08 | | |
| 12-5-29 | Installed Coal Burning Water Heaters. | 110.00 | | |
| 11-6-31 | Installed tank, hot water storage, circulating, 250 gal. capacity. | 80.00 | | |
| 6-14-40 | Complete rehabilitation and renovation of interior (Bldg. #8) | \$12,359.84 | | |
| 6-14-40 | Plumbing and steam repairs and replacements. (Bldg. #11) | \$10,676.52 | | |
| | | | | |
| | | | | |
| | | | | |
| | | | | |
| | | | | |
| | | | | |
| | | | | |
| | | | | |
| | | | | |

INSTRUCTIONS.—“a” State whether heated from central heating or by individual heating plants, stoves, furnaces, or fireplaces.
 “b” State whether steam, vapor, hot water, or hot air.
 “c” State whether gas, coal, oil, or central heating plant.

Post Plan No.

O.Q.M.G.: Plan No. 270-A Building No. P 8,9,10,11

Place Fort McDowell, Angel Island, California (East Garrison)
Designation of building Officer's Quarters Capacity 4-Co. Off.
Total cost, \$ 23,259.00 Date completed August, 1911
Material: Walls Concrete Foundation Concrete
Roof Tile Floors Wood floor and flooring.
Total floor area above basement, square feet 9000
Size: Main building 140'1" X 35'10" Wings None Basement 20'30" (each)
a Central Heating Plant Height of first floor above ground 3'6"
(How heated)
b Steam How lighted Electricity
(Type of heat)
c C.H.P. Sewer connections 1 1/2"
(Type of domestic hot water heater) Gas connections 6"
None



COOKING RANGES INSTALLED
(Give quantity and size)
Coal 3-ca, US23
Gas None
Electric 4 ea, 4-burner
Oil None
Steam None

REFRIGERATORS INSTALLED
(Give quantity and size)
Gas None
Electric None
Ice None

METERS INSTALLED
(Give quantity and capacity)
Gas None
Electric 8-each
Oil None
Steam None
Water None

Appropriations:
O.P. 765-0 -2-19
O.P. 65-2-0 -174

ADDITIONS AND INSTALLATIONS

(Below enter chronologically all modifications, additions, introductions of water, sewer, lights, heating, etc.)

| DATE | | COST | DATE | COST |
|----------|---|-------------|------|------|
| 11-12-40 | Expenditures from 12/29/11, to date. | 26,598.46 | | |
| 3-25-42 | General Rehabilitation completed by WPA from W.P. funds. Total Cost includes \$30,922.98 WPA labor and \$13,755.26 WPA material and for installations incidental thereto. | \$44,757.24 | | |
| | | | | |
| | | | | |
| | | | | |
| | | | | |
| | | | | |
| | | | | |
| | | | | |
| | | | | |
| | | | | |
| | | | | |
| | | | | |
| | | | | |
| | | | | |
| | | | | |
| | | | | |
| | | | | |

INSTRUCTIONS.—"a" State whether heated from central heating or by individual heating plants, stoves, furnaces, or fireplaces.
"b" State whether steam, vapor, hot water, or hot air.
"c" State whether gas, coal, oil, or central heating plant.

Post Plan No. _____
 6473-1024x

O. Q. M. G.: Plan No. 236 - A Building No. 7

See front floor

Place Fort McDowell, Angel Island, California. (East Garrison)
 Designation of building Officer's Quarters Capacity 1-Flid.Off.
 Total cost, \$ 8,638.00 Date completed July, 1911.
 Material: Walls Concrete Foundation Concrete
 Roof Tile Floors Wood
 Total floor area above basement, square feet 3,600.
 Size: Main building 40'0" X 33'0" Wings 19'9" X 7'0" Basement 1440 Sq.ft.
 a ~~Furnace~~ Central Heating Plan (How heated) 11-20-11; 363.4 sq.ft. radiation. Height of first floor above ground 5'6"
 b Hot Water (11-6-31) Steam How lighted Electricity
 c Circulating Tank (Type of heat) 11-6-31 Coal Burning. Cap. 40 gal
Tobacco heater (Type of domestic hot water heater) (Disconnected) 11-6-31
 COOKING RANGES INSTALLED METERS INSTALLED
 Coal, No. 1 - No. 3 Range Gas, No. None
 Gas, No. None Electric, No. 544 974
 Electric, No. None 1 (4-Burner) Oil, No. None
 Oil, No. None Steam, No. None
 Steam, No. None Water, No. None



ADDITIONS AND INSTALLATIONS

(Below enter chronologically all modifications, additions, introductions of water, sewer, lights, heating, etc.)

| DATE | | COST | DATE | COST |
|----------|--|-------------|------|------|
| 12-29-11 | Installed window shades | 22.75 | | |
| 1- 9-12 | Installed window and door screens | 137.30 | | |
| 9-19-19 | Installed heating system | 1,241.00 | | |
| 12-5-29 | Installed Westinghouse Console Electric Range. | 59.52 | | |
| 12-5-29 | Installed Coal Burning water heater. | 55.11 | | |
| 11-6-31 | Installed Tank, storage, horizontal. Hot Water Circulating, 65 gals. capacity. | 36.50 | | |
| 6-14-40 | Partial rehabilitation of interior. | CR 4,285.07 | | |

INSTRUCTIONS.—“a” State whether heated from central heating or by individual heating plants, stoves, furnaces, or fireplaces.
 “b” State whether steam, vapor, hot water, or hot air.
 “c” State whether gas, coal, oil, or central heating plant.

Post Plan No.

O. Q. M. G.: Plan No. 235-A Building No. P 7

Place Fort McDowell, Angel Island, California (east Garrison)
 Designation of building Officer's Quarters Capacity 1- F.O.
 Total cost, \$ 8,638.00 Date completed July, 1911.
 Material: Walls Concrete Foundation Concrete
 Roof Tile Floors Wood floor and flooring.
 Total floor area above basement, square feet 3600
 Size: Main building 48' X 33' Wings 19'9" X 7'0" Basement 28' X 30'
 a Central Heating Plant Height of first floor above ground 3'6"
(How heated.)
 b Steam How lighted Electricity
(Type of heat)
 c C.H.P. Water connections 1"
(Type of domestic hot water heater) Sewer connections 6"
 Gas connections None
COOKING RANGES INSTALLED **METERS INSTALLED**
 Coal, No. None REFRIGERATORS INSTALLED Gas, No. None
 Gas, No. None None Electric, No. 2-ea
 Electric, No. 1-ea, 4-burner Oil, No. None
 Oil, No. None Steam, No. None
 Steam, No. None Water, No. None



APPN'S.
O.P. 765-08-2-19

ADDITIONS AND INSTALLATIONS

(Below enter chronologically all modifications, additions, introductions of water, sewer, lights, heating, etc.)

| DATE | | COST | DATE | | COST |
|----------|---|------------|------|--|------|
| 11-14-39 | Expenditures from 12/29/11, to date. | \$2,610.07 | | | |
| 3-25-42 | General Rehabilitation completed and accomplished by WPA from WPA funds. Total cost includes \$3,574.48 WPA labor and \$710.50 WPA material and for installations incidental thereto. | \$4,285.07 | | | |
| | | | | | |
| | | | | | |
| | | | | | |
| | | | | | |
| | | | | | |
| | | | | | |
| | | | | | |
| | | | | | |
| | | | | | |
| | | | | | |
| | | | | | |
| | | | | | |
| | | | | | |
| | | | | | |
| | | | | | |
| | | | | | |
| | | | | | |
| | | | | | |
| | | | | | |

INSTRUCTIONS.—“a” State whether heated from central heating or by individual heating plants, stoves, furnaces, or fireplaces.
 “b” State whether steam, vapor, hot water, or hot air.
 “c” State whether gas, coal, oil, or central heating plant.

See New Form

Post Plan No. _____

6473-1023x

O. Q. M. G.: Plan No. 235-A

Building No. 6

Place Fort Mc Dowell, Angel Island, California (East Garrison)
Designation of building Officers Quarters Capacity 1-Field Off.
Total Cost, \$ 8838.00 Date completed July 1911
Material: Walls Concrete Foundation Concrete
Roof Tile Floors wood
Total floor area above basement, square feet 3600 Sq.ft.
Size: Main building 48'-12" x 33'-0" Wings 19'-9" x 7'-0" Basement
a- ~~Furnace~~ 1-coal 4-20-W, 363.4 sq.ft. radiation Height of first floor above
Central Heating Plant (How heated?) (11-6-31) ground
b ~~Hot Water~~ Hot Water Steam How lighted Electricity
Hot Water Circulating Tank (Type of heat) Water connections Yes
c Coal Burning. Capacity 40 gal. (Disconnected) Sewer connections Yes
(Type of domestic hot water heater) (11-6-31) Gas connections No
COOKING RANGES INSTALLED **METERS INSTALLED**
Coal, No. 1-No. 3 Army Range Gas, No. None
Gas, No. None Electric, No. 545203
Electric, No. None 1 (4-Burner) Oil, No. None
Oil, No. None Steam, No. None
Steam, No. None Water, No. None



ADDITIONS AND INSTALLATIONS

(Below enter chronologically all modifications, additions, introductions of water, sewer, lights, heating, etc.)

| DATE | | COST | DATE | DATE |
|----------|---|-----------------------|------|------|
| 12-29-11 | Window shades installed | 22.75 | | |
| 1-9-12 | Screen doors and windows installed | 116.30 | | |
| 9-19-19 | Heating system installed | 1241.00 | | |
| 12-5-29 | Installed Westinghouse Electric Range. | 59.52. | | |
| 12-5-29 | Installed Coal Burning Water Heater. Cap. 40 gal. | 56.11 | | |
| 11-6-31 | Installed tank, storage, horizontal, Hot Water Circulating, 66 gal. capacity. | 36.50 | | |
| 6-14-40 | Rehabilitation and renovation of interior. <i>CR</i> | 16, 118.76 | | |
| | | | | |
| | | | | |
| | | | | |
| | | | | |
| | | | | |
| | | | | |
| | | | | |
| | | | | |
| | | | | |
| | | | | |
| | | | | |
| | | | | |

INSTRUCTIONS—“a” State whether heated from central heating or by individual heating plants, stoves, furnaces, or fireplaces.
“b” State whether steam, vapor, hot water, or hot air.
“c” State whether gas, coal, oil, or central heating plant.

See reverse side of form.

Place Fort Mc Dowell, Angel Island, California (East Garrison)
Designation of building Officer's Quarters Capacity 1-F.O.
Total cost, \$ 8,838.00 Date completed July, 1911.
Material: Walls Concrete Foundation Concrete
Roof Tile Floors Wood floor and flooring.
Total floor area above basement, square feet 3600
Size: Main building 48' X 33' Wings 19'9" X 7'10" Basement 25' X 30'
a Central Heating Plant Height of first floor above
(How heated) ground 3'6"
b Steam How lighted Electricity
(Type of heat) Water connections 1"
c C.H.P. Sewer connections 6"
(Type of domestic hot water heater) Gas connections None

COOKING RANGES INSTALLED METERS INSTALLED
Coal, No. 1 ea. US#3 REFRIGERATORS INSTALLED Gas, No. None
Gas, No. None None Electric, No. 2- ea.
Electric, No. 1 ea. 4-burner Oil, No. None
Oil, No. None Steam, No. None
Steam, No. None Water, No. None

APPN'S.

O.P. 765-08-19



ADDITIONS AND INSTALLATIONS

(Below enter chronologically all modifications, additions, introductions of water, sewer, lights, heating, etc.)

| DATE | | COST | DATE | COST |
|----------|--|-------------|------|------|
| 11/1/39. | Expenditures from 12/29/11, to date. | \$2,487.68 | | |
| 3-25-42 | General Rehabilitation completed and accomplished by WPA from WPA funds. Total cost includes \$11,223.23 WPA Labor and \$4,895.53 for WPA material and incidental thereto. | \$16,118.76 | | |
| | | | | |
| | | | | |
| | | | | |
| | | | | |
| | | | | |
| | | | | |
| | | | | |
| | | | | |
| | | | | |
| | | | | |
| | | | | |
| | | | | |
| | | | | |
| | | | | |
| | | | | |
| | | | | |
| | | | | |

INSTRUCTIONS.—“a” State whether heated from central heating or by individual heating plants, stoves, furnaces, or fireplaces.
“b” State whether steam, vapor, hot water, or hot air.
“c” State whether gas, coal, oil, or central heating plant.

See reverse side of form.

See next form

Post Plan No. 6473-1022-X
O. Q. M. C.: Plan No. 235 - A Building No. 5

Place Fort McDowell, Angel Island, California. (East Garrison)
Designation of building Officer's Quarters Capacity 1 Flid. Off.
Total cost, \$ 8,300.00 Date completed July, 1912
Material: Walls Concrete Foundation Concrete
Roof Tile Floors Wood
Total floor area above basement, square feet 3,600.
Size: Main building 48'0" X 33'0" Wings 19'9" X 7'0" Basement 1440 sq. ft.
a Furnace, Argo #19 363.4 sq. ft. Radiation. Height of first floor above ground 3'6"
Central Heating Plant (10-24-31)
b Hot Water Steam How lighted Electricity
Hot Water Circulating Tank Water connections Yes
c Tobacco Heater, PP-D-300 - (Coal Burning - Disconnected) Sewer connections Yes
(Type of domestic hot water heater) 10-24-31 Gas connections No

COOKING RANGES INSTALLED METERS INSTALLED
Coal, No. 1 - No. 3 Army Range. Gas, No. None
Gas, No. None Electric, No. 545202
Electric, No. None 1 (4-Burner) Oil, No. None
Oil, No. None Steam, No. None
Steam, No. None Water, No. None



ADDITIONS AND INSTALLATIONS

(Below enter chronologically all modifications, additions, introductions of water, sewer, lights, heating, etc.)

| DATE | | COST | DATE | | COST |
|----------|--|-------------|------|--|------|
| 9-19 | Installed Heating system | 1,241.00 | | | |
| 11-12-26 | Installed Heater, Tobasco, #300 | 153.00 | | | |
| 12-5-29 | Installed Westinghouse Electric Range. | 58.52 | | | |
| 12-5-29 | Installed Coal Burning Water Heater. | 56.11 | | | |
| 10-24-31 | Installed Tank, storage, horizontal, Hot Water Circulating, capacity 66 gals. | 36.50 | | | |
| 6-14-40 | Renovation and rehabilitation of interior. CR | \$10,261.67 | | | |
| | | | | | |
| | | | | | |
| | | | | | |
| | | | | | |
| | | | | | |
| | | | | | |
| | | | | | |
| | | | | | |
| | | | | | |
| | | | | | |

INSTRUCTIONS.—“a” State whether heated from central heating or by individual heating plants, stoves, furnaces, or fireplaces.
“b” State whether steam, vapor, hot water, or hot air.
“c” State whether gas, coal, oil, or central heating plant.

Post Plan No. _____

O.Q.M.C.: Plan No. 235-A Building No. P 5

Place Fort Mc Dowell, Angel Island, California (East Garrison)
 Designation of building Officer's Quarters Capacity 1-F.O.
 Total cost, \$ 8,300.00 Date completed July, 1912.
 Material: Walls Concrete Foundation Concrete
 Roof Tile Floors Wood floor and flooring.
 Total floor area above basement, square feet 3600
 Size: Main building 48' X 33' Wings 12'9" X 7'0" Basement 30' X 20'
 a Central Heating Plant Height of first floor above ground 3'6"
 (How heated)
 b Steam How lighted Electricity
 (Type of heat)
 c C.H.P. Water connections 1"
 (Type of domestic hot water heater) Sewer connections 6"
 Gas connections None

COOKING RANGES INSTALLED

(Give quantity and size)
 Coal 1 ea, US# 3
 Gas None
 Electric 1- ea, 4-burner
 Oil None
 Steam None

REFRIGERATORS INSTALLED

(Give quantity and size)
 Gas None
 Electric None
 Ice None

METERS INSTALLED

(Give quantity and capacity)
 Gas None
 Electric 2-ea.
 Oil None
 Steam None
 Water _____

Appn's:
 O.P. 765-01-2-19
 O.P. 65-2-08-174

ADDITIONS AND INSTALLATIONS

(Below enter chronologically all modifications, additions, introductions of water, sewer, lights, heating, etc.)



| DATE | | COST | DATE | | COST |
|----------|---|-------------|------|--|------|
| 11-12-40 | Expenditures from 9/19/12, to date. | \$3,090.79 | | | |
| 3-25-42 | General rehabilitation completed and accomplished by WPA from WPA funds. Total cost includes \$7,220.84 WPA labor and \$3,298.22 for WPA material and installations incidental thereto. | \$10,519.06 | | | |
| | | | | | |
| | | | | | |
| | | | | | |
| | | | | | |
| | | | | | |
| | | | | | |
| | | | | | |
| | | | | | |
| | | | | | |
| | | | | | |
| | | | | | |
| | | | | | |
| | | | | | |
| | | | | | |
| | | | | | |
| | | | | | |
| | | | | | |
| | | | | | |
| | | | | | |
| | | | | | |

INSTRUCTIONS.—“a” State whether heated from central heating or by individual heating plants, stoves, furnaces, or fireplaces.
 “b” State whether steam, vapor, hot water, or hot air.
 “c” State whether gas, coal, oil, or central heating plant.

See Ref Farm

Post Plan No. _____
6473-1019-X
O. Q. M. G.: Plan No. 270 - A Building No. 1, 2, 3, 4.

Place Fort McDowell, Angel Island, California. (East Garrison) *4 Co. O.*
Designation of building Officers Quarters Capacity 2 - Capts.
Total cost, \$ 22,659.00 Date completed January 1912. Capacity 2 - Lieuts.
Material: Walls Concrete Foundation Concrete
Roof Tile Floors Wood
Total floor area above basement, square feet 9,000
Size: Main building 140'11" X 35'10" Wings None Basement 3889 sq. ft.
a Furnace "Ideal" #W 22-S, 883 sq. ft. Radiation. Height of first floor above ground 3'6"
Central Heating Plant (11-6-31)
b Hot Water Steam How lighted Electricity
Hot Water Circulating Tank. Water connections Yes
c Tobacco heater, #300. (Coal Burning. 600 gal. (Type of domestic hot water heater) Disconnected) Sewer connections Yes
11-6-31. Gas connections None
COOKING RANGES INSTALLED **METERS INSTALLED**
Coal, No. 4 No. 3 Army Ranges. Gas, No. None
Gas, No. None Electric, No. (190352 - 499150)
Electric, No. ironer 4 (4 Burner) Oil, No. None (409236 - 272250)
Oil, No. None Steam, No. None
Steam, No. None Water, No. None



ADDITIONS AND INSTALLATIONS

(Below enter chronologically all modifications, additions, introductions of water, sewer, lights, heating, etc.)

| DATE | | COST | DATE | | COST |
|----------|---|-------------|------|--|------|
| 12-29-11 | Installed window shades | 29.00 | | | |
| 1- 9-12 | Installed window screens | 138.22 | | | |
| 1- 9-12 | Installed door screens | 35.00 | | | |
| 12-5-29 | Installed 4 Westinghouse Console Electric Ranges. | 238.00 | | | |
| 12-5-29 | Installed 4 Coal Burning Water Heaters #15.1. | | | | |
| 11-6-31 | Installed Hot Water circulating storage tank, horizontal. 30 gal. capacity. | 80.00 | | | |
| 6-14-40 | Complete renovation and rehabilitation of interior. (Building No. 1) | \$15,228.38 | | | |
| 6-14-40 | Repaired roof. (Building No. 2) | 154.83 | | | |
| 6-14-40 | Painting and minor carpentry repairs (Bldg. #3) | 287.39 | | | |
| 6-14-40 | Complete renovation and rehabilitation of interior (Bldg. # 4) | 16,813.41 | | | |
| 4-9-41 | Bldg. #3 State Project: Complete rehabilitation All necessary carpentry repairs, repair and replacement of electric l., plumbing, heating lines. replace plumbing and electrical fixtures, all lath and plaster, paint interior, and repair roof. See letter - 4-9-41 | 10,410.81 | | | |

INSTRUCTIONS.—"a" State whether heated from central heating or by individual heating plants, stoves, furnaces, or fireplaces.
"b" State whether steam, vapor, hot water, or hot air.
"c" State whether gas, coal, oil, or central heating plant.

See reverse side of form.

Post Plan No.

O.Q.M.G.: Plan No. 270-A Building No. 1, 2, 3, 4

Place Fort McDowell, Angel Island, California (East Garrison)
 Designation of building Officer's Quarters (4-Family) Capacity 4-Co., Off.
 Total cost, \$ 22,659.00 Date completed January, 1912.
 Material: Walls Concrete Foundation Concrete.
 Roof Tile Floors Wood floor and flooring.
 Total floor area above basement, square feet 9000
 Size: Main building 140'11" X 35'10" Wings None Basement 23'X30' (Each)
 a Central Heating Plant #1 Height of first floor above ground 2'6"
 (How heated)
 b Steam How lighted Electricity
 (Type of heat) Water connections 1"
 c C.H.P. Sewer connections 6"
 (Type of domestic hot water heater) Gas connections None



| | | |
|---|--|---|
| COOKING RANGES INSTALLED (Give quantity and size) | REFRIGERATORS INSTALLED (Give quantity and size) | METERS INSTALLED (Give quantity and capacity) |
| Coal <u>2-ea US73</u> | Gas <u>None</u> | Gas <u>None</u> |
| Gas <u>None</u> | Electric <u>None</u> | Electric <u>2-each</u> |
| Electric <u>4-ea, 4-burner</u> | Ice <u>None</u> | Oil <u>None</u> |
| Oil <u>None</u> | | Steam <u>None</u> |
| Steam <u>None</u> | | Water <u>None</u> |

Appropriations:
 O.P. 765-02-2-19
 O.P. 65-2-02-174

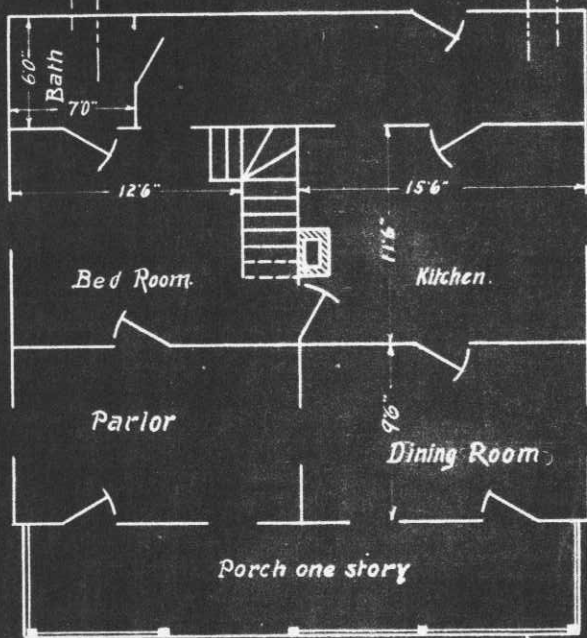
ADDITIONS AND INSTALLATIONS

(Below enter chronologically all modifications, additions, introductions of water, sewer, lights, heating, etc.)

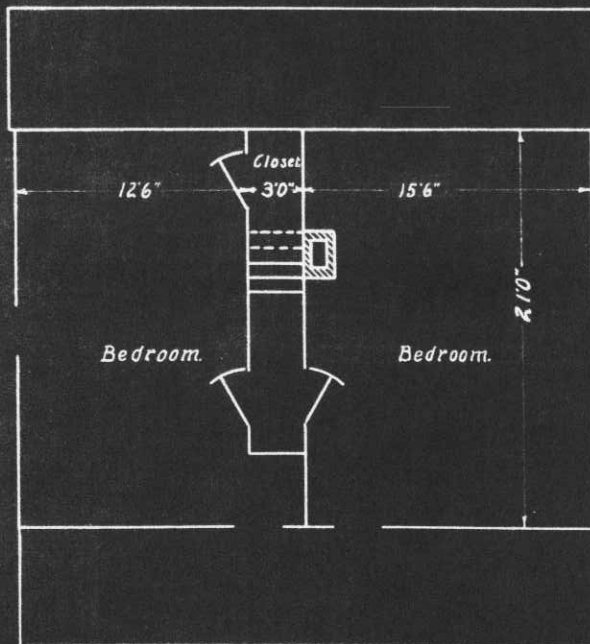
| DATE | | COST | DATE | COST |
|---------|--|-------------|------|------|
| 1-9-12 | Expenditures from 12/29/11, to date. | \$1965.33 | | |
| 3-25-12 | General Rehabilitation completed by WPA from WPA funds. Total Cost includes \$40,105.52 WPA labor and \$15,632.11 for WPA material and installations incidental thereto. | \$55,654.63 | | |
| | | | | |
| | | | | |
| | | | | |
| | | | | |
| | | | | |
| | | | | |
| | | | | |
| | | | | |
| | | | | |
| | | | | |
| | | | | |
| | | | | |
| | | | | |
| | | | | |
| | | | | |
| | | | | |
| | | | | |
| | | | | |
| | | | | |

INSTRUCTIONS.—“a” State whether heated from central heating or by individual heating plants, stoves, furnaces, or fireplaces.
 “b” State whether steam, vapor, hot water, or hot air.
 “c” State whether gas, coal, oil, or central heating plant.

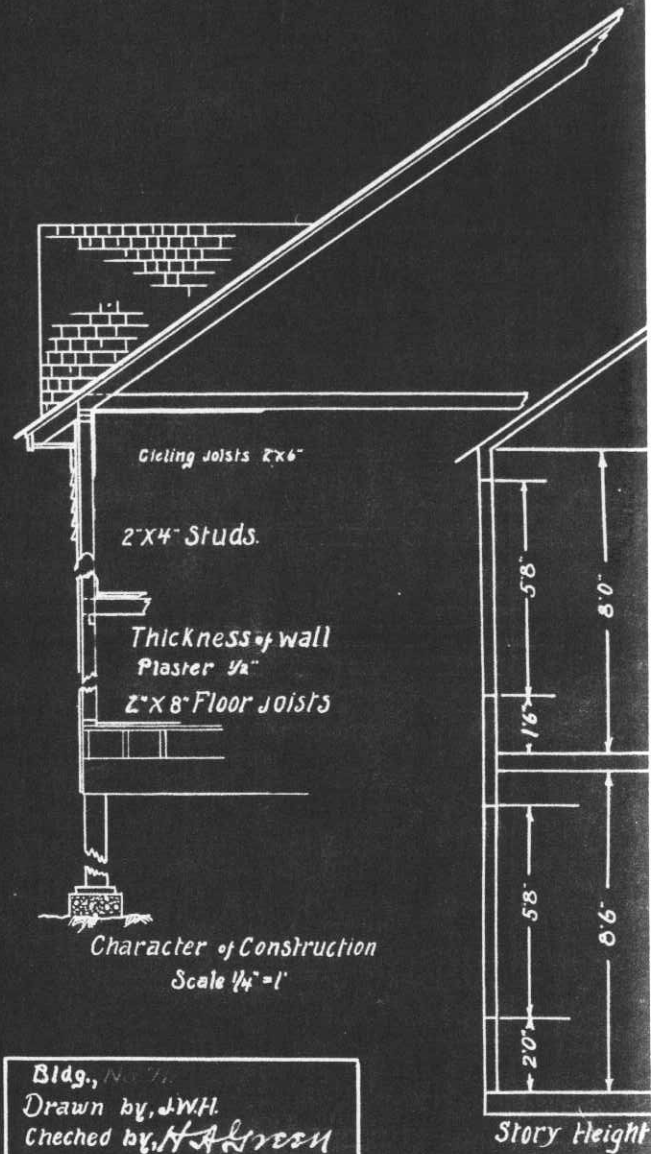

Water Main $\frac{3}{4}$ "
Sewer



First Floor Plan
Scale $\frac{1}{8}$ " = 1"



Second Floor Plan
Windows 2'-6" X 5'-8"
Doors 3'-0" X 7'-0"



Bldg., No. 77
Drawn by, J.W.H.
Checked by, H. A. Green

Post Plan No. _____

O. Q. M. G.: Plan No. Unknown Building No. 72

Place Fort McDowell, Angel Island, California. (West Garrison)

Designation of building Noncommissioned Officers Quarters Capacity 1-N.C.O.

Total Cost, \$ 1,200.00 (Est) Date completed 1864

Material: Walls Frame Foundation Wood

Roof Shingles Floors Wood

Total floor area above basement, square feet 1,600

Size: Main building 27'0" X 30'0" Wings None Basement None

a Stoves (How heated) _____ Height of first floor above ground 3'

b Coal (Type of heat) _____ How lighted Electricity

c 40 gal. boiler attached to range (Type of domestic hot water heater) _____ Water connections Yes

_____ Sewer connections Yes

_____ Gas connections None

COOKING RANGES INSTALLED METERS INSTALLED

Coal, No. 1-No. 3 Army Range Gas, No. None

Gas, No. None Electric, No. 4217732

Electric, No. None Oil, No. None

Oil, No. None Steam, No. None

Steam, No. None Water, No. None



ADDITIONS AND INSTALLATIONS

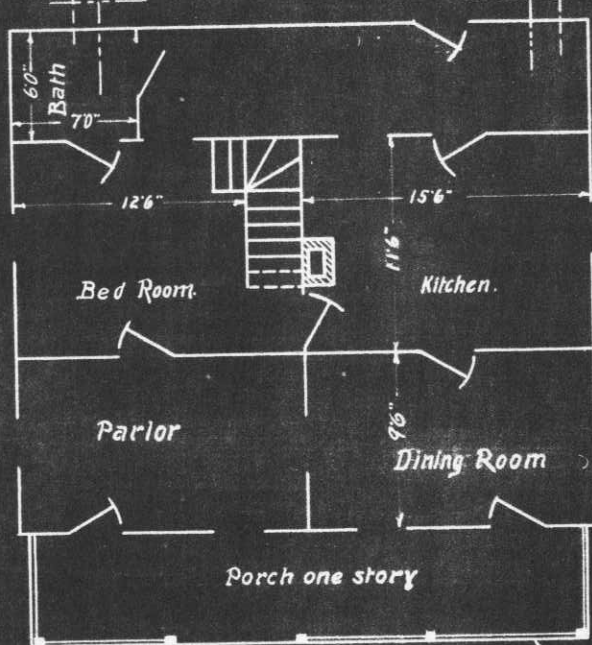
(Below enter chronologically all modifications, additions, introductions of water, sewer, lights, heating, etc.)

| DATE | | COST | DATE | | DATE |
|----------|--|--------------|------|--|------|
| 8-10-09 | Screen doors and windows installed | 97.00 | | | |
| 10-18-18 | Electric wiring and fixtures installed | 37.90 | | | |
| 6-14-40 | Minor repairs and painting. | cf. \$596.20 | | | |
| | | | | | |
| | | | | | |
| | | | | | |
| | | | | | |
| | | | | | |
| | | | | | |
| | | | | | |
| | | | | | |
| | | | | | |
| | | | | | |
| | | | | | |
| | | | | | |
| | | | | | |
| | | | | | |
| | | | | | |
| | | | | | |

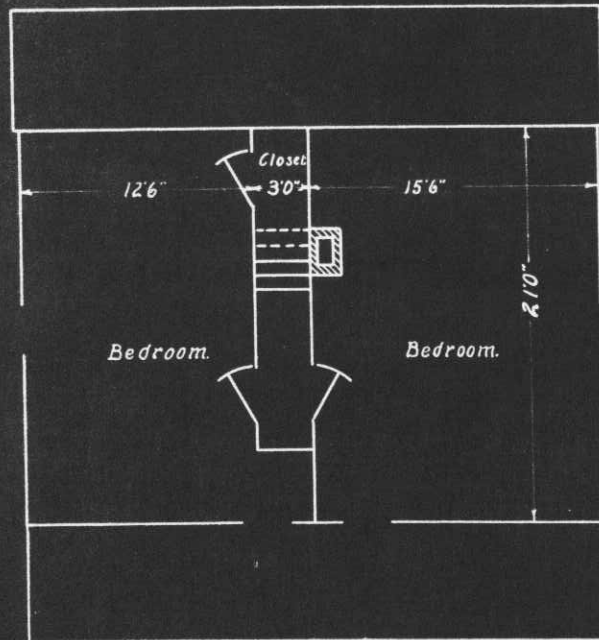
INSTRUCTIONS—"a" State whether heated from central heating or by individual heating plants, stoves, furnaces, or fireplaces.
 "b" State whether steam, vapor, hot water, or hot air.
 "c" State whether gas, coal, oil, or central heating plant.

See reverse side of form.

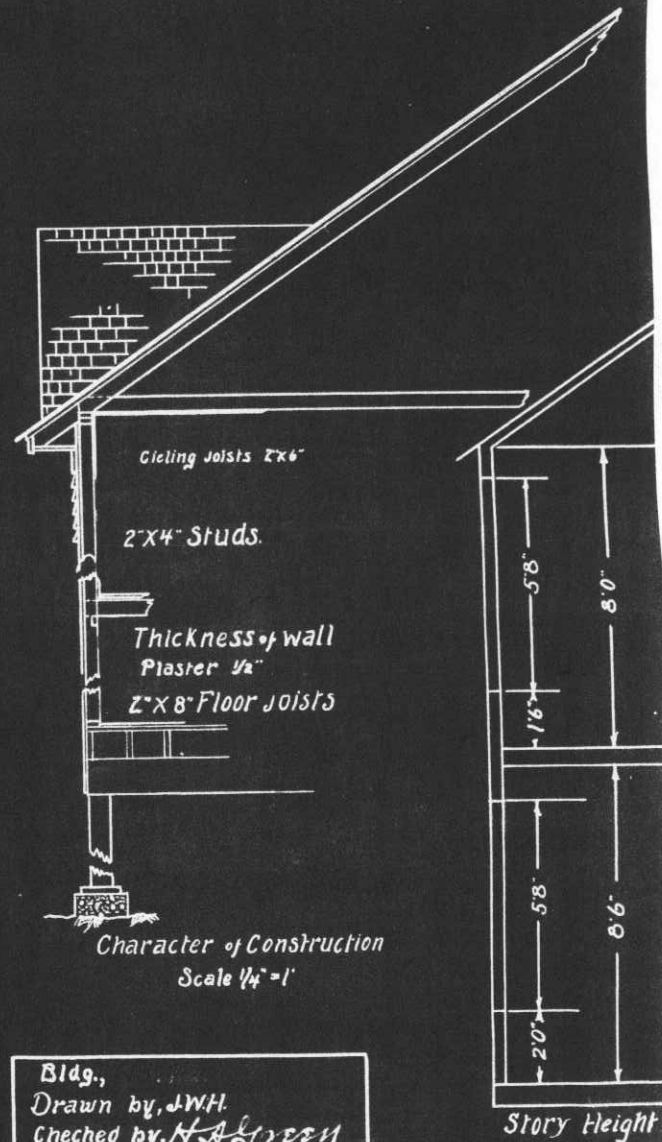
Water Main 3/4"
Sewer



First Floor Plan
Scale 1/8" = 1'



Second Floor Plan
Windows 2'8" x 5'8"
Doors 3'0" x 7'0"



Bldg.,
Drawn by, J.W.H.
Checked by, H.A. JESSEN

Post Plan No.

O. Q. M. G.: Plan No. Unknown Building No. 74


Place Fort McDowell, Angel Island, California. (West Garrison) ^{50 people}
 Designation of building -Post Chapel- Post School house Capacity ~~150 people~~
 Total cost, \$ 1,500.00 (Est) Date completed 1866
 Material: Walls Frame Foundation Wood
 Roof Shingles Floors Wood
 Total floor area above basement, square feet 1,250
 Size: Main building 24'0" X 41'0" Wings None Basement None
 a Stoves (How heated) Height of first floor above ground Ground level
 b Coal (Type of heat) How lighted Electricity
 c None (Type of domestic hot water heater) Water connections Yes
 Sewer connections Yes
 Gas connections None

COOKING RANGES INSTALLED

Coal, No. None
 Gas, No. None
 Electric, No. None
 Oil, No. None
 Steam, No. None

METERS INSTALLED

Gas, No. None
 Electric, No. 4916246
 Oil, No. None
 Steam, No. None
 Water, No. None

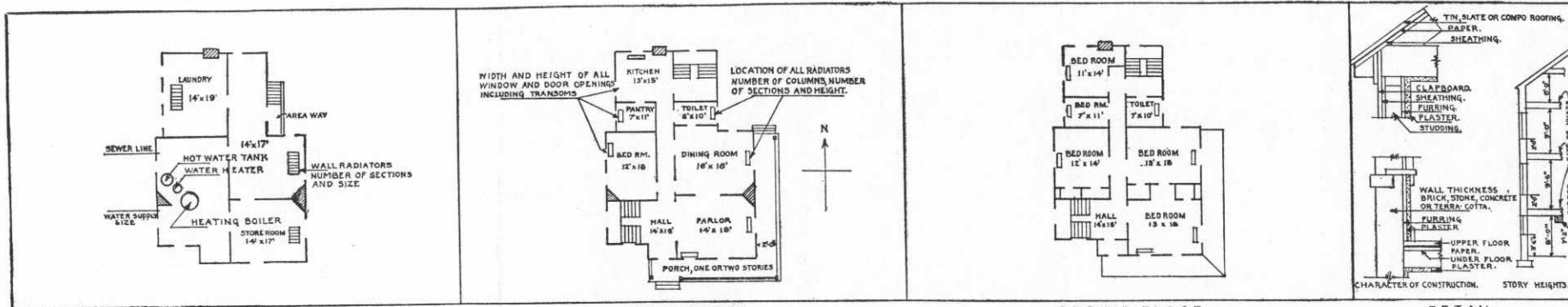


ADDITIONS AND INSTALLATIONS

(Below enter chronologically all modifications, additions, introductions of water, sewer, lights, heating, etc.)

| DATE | DESCRIPTION | COST | DATE | COST |
|---------|--|-------------|------|------|
| 9-15-18 | Electric wiring and fixtures installed | 21.40 | | |
| 6-14-40 | Plumbing & carpentry repairs; painting and replacement of underpinning and foundation. <i>CR</i> | \$20,028.42 | | |
| | | | | |
| | | | | |
| | | | | |
| | | | | |
| | | | | |
| | | | | |
| | | | | |
| | | | | |
| | | | | |
| | | | | |
| | | | | |
| | | | | |
| | | | | |
| | | | | |
| | | | | |
| | | | | |
| | | | | |
| | | | | |
| | | | | |
| | | | | |

INSTRUCTIONS.—“a” State whether heated from central heating or by individual heating plants, stoves, furnaces, or fireplaces.
 “b” State whether steam, vapor, hot water, or hot air.
 “c” State whether gas, coal, oil, or central heating plant.



BASEMENT FIRST FLOOR SECOND FLOOR
 IN SPACE BELOW SKETCH BASEMENT AND FLOOR PLANS OF BUILDINGS, GIVING DATA AS PER PLANS ABOVE

| | | | | | | | | | | | | | | | | | | | | | | | | | | | | | | | | | | | | | | | | | | | | | | | | | | | | | | | | | | | | | | | | | | | | | | | | | | | | | | | | | | | | | | | | | | | | | | | | | | | | | | | | | | | | | | | | | | | | | | | | | | | | | |
|---|--|--|--|--|--|--|--|--|--|--|--|--|--|--|--|--|--|--|--|--|--|--|--|--|--|--|--|--|--|--|--|--|--|--|--|--|--|--|--|--|--|--|--|--|--|--|--|--|--|--|--|--|--|--|--|--|--|--|--|--|--|--|--|--|--|--|--|--|--|--|--|--|--|--|--|--|--|--|--|--|--|--|--|--|--|--|--|--|--|--|--|--|--|--|--|--|--|--|--|--|--|--|--|--|--|--|--|--|--|--|--|--|--|--|--|--|--|--|--|--|--|--|--|--|--|
| <table border="1"> <tr><td style="width: 25%; height: 50px;"></td><td style="width: 25%; height: 50px;"></td><td style="width: 25%; height: 50px;"></td><td style="width: 25%; height: 50px;"></td></tr> <tr><td style="width: 25%; height: 50px;"></td><td style="width: 25%; height: 50px;"></td><td style="width: 25%; height: 50px;"></td><td style="width: 25%; height: 50px;"></td></tr> <tr><td style="width: 25%; height: 50px;"></td><td style="width: 25%; height: 50px;"></td><td style="width: 25%; height: 50px;"></td><td style="width: 25%; height: 50px;"></td></tr> <tr><td style="width: 25%; height: 50px;"></td><td style="width: 25%; height: 50px;"></td><td style="width: 25%; height: 50px;"></td><td style="width: 25%; height: 50px;"></td></tr> <tr><td style="width: 25%; height: 50px;"></td><td style="width: 25%; height: 50px;"></td><td style="width: 25%; height: 50px;"></td><td style="width: 25%; height: 50px;"></td></tr> <tr><td style="width: 25%; height: 50px;"></td><td style="width: 25%; height: 50px;"></td><td style="width: 25%; height: 50px;"></td><td style="width: 25%; height: 50px;"></td></tr> <tr><td style="width: 25%; height: 50px;"></td><td style="width: 25%; height: 50px;"></td><td style="width: 25%; height: 50px;"></td><td style="width: 25%; height: 50px;"></td></tr> <tr><td style="width: 25%; height: 50px;"></td><td style="width: 25%; height: 50px;"></td><td style="width: 25%; height: 50px;"></td><td style="width: 25%; height: 50px;"></td></tr> <tr><td style="width: 25%; height: 50px;"></td><td style="width: 25%; height: 50px;"></td><td style="width: 25%; height: 50px;"></td><td style="width: 25%; height: 50px;"></td></tr> <tr><td style="width: 25%; height: 50px;"></td><td style="width: 25%; height: 50px;"></td><td style="width: 25%; height: 50px;"></td><td style="width: 25%; height: 50px;"></td></tr> <tr><td style="width: 25%; height: 50px;"></td><td style="width: 25%; height: 50px;"></td><td style="width: 25%; height: 50px;"></td><td style="width: 25%; height: 50px;"></td></tr> <tr><td style="width: 25%; height: 50px;"></td><td style="width: 25%; height: 50px;"></td><td style="width: 25%; height: 50px;"></td><td style="width: 25%; height: 50px;"></td></tr> <tr><td style="width: 25%; height: 50px;"></td><td style="width: 25%; height: 50px;"></td><td style="width: 25%; height: 50px;"></td><td style="width: 25%; height: 50px;"></td></tr> <tr><td style="width: 25%; height: 50px;"></td><td style="width: 25%; height: 50px;"></td><td style="width: 25%; height: 50px;"></td><td style="width: 25%; height: 50px;"></td></tr> <tr><td style="width: 25%; height: 50px;"></td><td style="width: 25%; height: 50px;"></td><td style="width: 25%; height: 50px;"></td><td style="width: 25%; height: 50px;"></td></tr> <tr><td style="width: 25%; height: 50px;"></td><td style="width: 25%; height: 50px;"></td><td style="width: 25%; height: 50px;"></td><td style="width: 25%; height: 50px;"></td></tr> <tr><td style="width: 25%; height: 50px;"></td><td style="width: 25%; height: 50px;"></td><td style="width: 25%; height: 50px;"></td><td style="width: 25%; height: 50px;"></td></tr> <tr><td style="width: 25%; height: 50px;"></td><td style="width: 25%; height: 50px;"></td><td style="width: 25%; height: 50px;"></td><td style="width: 25%; height: 50px;"></td></tr> <tr><td style="width: 25%; height: 50px;"></td><td style="width: 25%; height: 50px;"></td><td style="width: 25%; height: 50px;"></td><td style="width: 25%; height: 50px;"></td></tr> <tr><td style="width: 25%; height: 50px;"></td><td style="width: 25%; height: 50px;"></td><td style="width: 25%; height: 50px;"></td><td style="width: 25%; height: 50px;"></td></tr> <tr><td style="width: 25%; height: 50px;"></td><td style="width: 25%; height: 50px;"></td><td style="width: 25%; height: 50px;"></td><td style="width: 25%; height: 50px;"></td></tr> <tr><td style="width: 25%; height: 50px;"></td><td style="width: 25%; height: 50px;"></td><td style="width: 25%; height: 50px;"></td><td style="width: 25%; height: 50px;"></td></tr> <tr><td style="width: 25%; height: 50px;"></td><td style="width: 25%; height: 50px;"></td><td style="width: 25%; height: 50px;"></td><td style="width: 25%; height: 50px;"></td></tr> <tr><td style="width: 25%; height: 50px;"></td><td style="width: 25%; height: 50px;"></td><td style="width: 25%; height: 50px;"></td><td style="width: 25%; height: 50px;"></td></tr> <tr><td style="width: 25%; height: 50px;"></td><td style="width: 25%; height: 50px;"></td><td style="width: 25%; height: 50px;"></td><td style="width: 25%; height: 50px;"></td></tr> <tr><td style="width: 25%; height: 50px;"></td><td style="width: 25%; height: 50px;"></td><td style="width: 25%; height: 50px;"></td><td style="width: 25%; height: 50px;"></td></tr> <tr><td style="width: 25%; height: 50px;"></td><td style="width: 25%; height: 50px;"></td><td style="width: 25%; height: 50px;"></td><td style="width: 25%; height: 50px;"></td></tr> <tr><td style="width: 25%; height: 50px;"></td><td style="width: 25%; height: 50px;"></td><td style="width: 25%; height: 50px;"></td><td style="width: 25%; height: 50px;"></td></tr> <tr><td style="width: 25%; height: 50px;"></td><td style="width: 25%; height: 50px;"></td><td style="width: 25%; height: 50px;"></td><td style="width: 25%; height: 50px;"></td></tr> <tr><td style="width: 25%; height: 50px;"></td><td style="width: 25%; height: 50px;"></td><td style="width: 25%; height: 50px;"></td><td style="width: 25%; height: 50px;"></td></tr> <tr><td style="width: 25%; height: 50px;"></td><td style="width: 25%; height: 50px;"></td><td style="width: 25%; height: 50px;"></td><td style="width: 25%; height: 50px;"></td></tr> </table> | | | | | | | | | | | | | | | | | | | | | | | | | | | | | | | | | | | | | | | | | | | | | | | | | | | | | | | | | | | | | | | | | | | | | | | | | | | | | | | | | | | | | | | | | | | | | | | | | | | | | | | | | | | | | | | | | | | | | | | | | | | | | |
| | | | | | | | | | | | | | | | | | | | | | | | | | | | | | | | | | | | | | | | | | | | | | | | | | | | | | | | | | | | | | | | | | | | | | | | | | | | | | | | | | | | | | | | | | | | | | | | | | | | | | | | | | | | | | | | | | | | | | | | | | | | | | |
| | | | | | | | | | | | | | | | | | | | | | | | | | | | | | | | | | | | | | | | | | | | | | | | | | | | | | | | | | | | | | | | | | | | | | | | | | | | | | | | | | | | | | | | | | | | | | | | | | | | | | | | | | | | | | | | | | | | | | | | | | | | | | |
| | | | | | | | | | | | | | | | | | | | | | | | | | | | | | | | | | | | | | | | | | | | | | | | | | | | | | | | | | | | | | | | | | | | | | | | | | | | | | | | | | | | | | | | | | | | | | | | | | | | | | | | | | | | | | | | | | | | | | | | | | | | | | |
| | | | | | | | | | | | | | | | | | | | | | | | | | | | | | | | | | | | | | | | | | | | | | | | | | | | | | | | | | | | | | | | | | | | | | | | | | | | | | | | | | | | | | | | | | | | | | | | | | | | | | | | | | | | | | | | | | | | | | | | | | | | | | |
| | | | | | | | | | | | | | | | | | | | | | | | | | | | | | | | | | | | | | | | | | | | | | | | | | | | | | | | | | | | | | | | | | | | | | | | | | | | | | | | | | | | | | | | | | | | | | | | | | | | | | | | | | | | | | | | | | | | | | | | | | | | | | |
| | | | | | | | | | | | | | | | | | | | | | | | | | | | | | | | | | | | | | | | | | | | | | | | | | | | | | | | | | | | | | | | | | | | | | | | | | | | | | | | | | | | | | | | | | | | | | | | | | | | | | | | | | | | | | | | | | | | | | | | | | | | | | |
| | | | | | | | | | | | | | | | | | | | | | | | | | | | | | | | | | | | | | | | | | | | | | | | | | | | | | | | | | | | | | | | | | | | | | | | | | | | | | | | | | | | | | | | | | | | | | | | | | | | | | | | | | | | | | | | | | | | | | | | | | | | | | |
| | | | | | | | | | | | | | | | | | | | | | | | | | | | | | | | | | | | | | | | | | | | | | | | | | | | | | | | | | | | | | | | | | | | | | | | | | | | | | | | | | | | | | | | | | | | | | | | | | | | | | | | | | | | | | | | | | | | | | | | | | | | | | |
| | | | | | | | | | | | | | | | | | | | | | | | | | | | | | | | | | | | | | | | | | | | | | | | | | | | | | | | | | | | | | | | | | | | | | | | | | | | | | | | | | | | | | | | | | | | | | | | | | | | | | | | | | | | | | | | | | | | | | | | | | | | | | |
| | | | | | | | | | | | | | | | | | | | | | | | | | | | | | | | | | | | | | | | | | | | | | | | | | | | | | | | | | | | | | | | | | | | | | | | | | | | | | | | | | | | | | | | | | | | | | | | | | | | | | | | | | | | | | | | | | | | | | | | | | | | | | |
| | | | | | | | | | | | | | | | | | | | | | | | | | | | | | | | | | | | | | | | | | | | | | | | | | | | | | | | | | | | | | | | | | | | | | | | | | | | | | | | | | | | | | | | | | | | | | | | | | | | | | | | | | | | | | | | | | | | | | | | | | | | | | |
| | | | | | | | | | | | | | | | | | | | | | | | | | | | | | | | | | | | | | | | | | | | | | | | | | | | | | | | | | | | | | | | | | | | | | | | | | | | | | | | | | | | | | | | | | | | | | | | | | | | | | | | | | | | | | | | | | | | | | | | | | | | | | |
| | | | | | | | | | | | | | | | | | | | | | | | | | | | | | | | | | | | | | | | | | | | | | | | | | | | | | | | | | | | | | | | | | | | | | | | | | | | | | | | | | | | | | | | | | | | | | | | | | | | | | | | | | | | | | | | | | | | | | | | | | | | | | |
| | | | | | | | | | | | | | | | | | | | | | | | | | | | | | | | | | | | | | | | | | | | | | | | | | | | | | | | | | | | | | | | | | | | | | | | | | | | | | | | | | | | | | | | | | | | | | | | | | | | | | | | | | | | | | | | | | | | | | | | | | | | | | |
| | | | | | | | | | | | | | | | | | | | | | | | | | | | | | | | | | | | | | | | | | | | | | | | | | | | | | | | | | | | | | | | | | | | | | | | | | | | | | | | | | | | | | | | | | | | | | | | | | | | | | | | | | | | | | | | | | | | | | | | | | | | | | |
| | | | | | | | | | | | | | | | | | | | | | | | | | | | | | | | | | | | | | | | | | | | | | | | | | | | | | | | | | | | | | | | | | | | | | | | | | | | | | | | | | | | | | | | | | | | | | | | | | | | | | | | | | | | | | | | | | | | | | | | | | | | | | |
| | | | | | | | | | | | | | | | | | | | | | | | | | | | | | | | | | | | | | | | | | | | | | | | | | | | | | | | | | | | | | | | | | | | | | | | | | | | | | | | | | | | | | | | | | | | | | | | | | | | | | | | | | | | | | | | | | | | | | | | | | | | | | |
| | | | | | | | | | | | | | | | | | | | | | | | | | | | | | | | | | | | | | | | | | | | | | | | | | | | | | | | | | | | | | | | | | | | | | | | | | | | | | | | | | | | | | | | | | | | | | | | | | | | | | | | | | | | | | | | | | | | | | | | | | | | | | |
| | | | | | | | | | | | | | | | | | | | | | | | | | | | | | | | | | | | | | | | | | | | | | | | | | | | | | | | | | | | | | | | | | | | | | | | | | | | | | | | | | | | | | | | | | | | | | | | | | | | | | | | | | | | | | | | | | | | | | | | | | | | | | |
| | | | | | | | | | | | | | | | | | | | | | | | | | | | | | | | | | | | | | | | | | | | | | | | | | | | | | | | | | | | | | | | | | | | | | | | | | | | | | | | | | | | | | | | | | | | | | | | | | | | | | | | | | | | | | | | | | | | | | | | | | | | | | |
| | | | | | | | | | | | | | | | | | | | | | | | | | | | | | | | | | | | | | | | | | | | | | | | | | | | | | | | | | | | | | | | | | | | | | | | | | | | | | | | | | | | | | | | | | | | | | | | | | | | | | | | | | | | | | | | | | | | | | | | | | | | | | |
| | | | | | | | | | | | | | | | | | | | | | | | | | | | | | | | | | | | | | | | | | | | | | | | | | | | | | | | | | | | | | | | | | | | | | | | | | | | | | | | | | | | | | | | | | | | | | | | | | | | | | | | | | | | | | | | | | | | | | | | | | | | | | |
| | | | | | | | | | | | | | | | | | | | | | | | | | | | | | | | | | | | | | | | | | | | | | | | | | | | | | | | | | | | | | | | | | | | | | | | | | | | | | | | | | | | | | | | | | | | | | | | | | | | | | | | | | | | | | | | | | | | | | | | | | | | | | |
| | | | | | | | | | | | | | | | | | | | | | | | | | | | | | | | | | | | | | | | | | | | | | | | | | | | | | | | | | | | | | | | | | | | | | | | | | | | | | | | | | | | | | | | | | | | | | | | | | | | | | | | | | | | | | | | | | | | | | | | | | | | | | |
| | | | | | | | | | | | | | | | | | | | | | | | | | | | | | | | | | | | | | | | | | | | | | | | | | | | | | | | | | | | | | | | | | | | | | | | | | | | | | | | | | | | | | | | | | | | | | | | | | | | | | | | | | | | | | | | | | | | | | | | | | | | | | |
| | | | | | | | | | | | | | | | | | | | | | | | | | | | | | | | | | | | | | | | | | | | | | | | | | | | | | | | | | | | | | | | | | | | | | | | | | | | | | | | | | | | | | | | | | | | | | | | | | | | | | | | | | | | | | | | | | | | | | | | | | | | | | |
| | | | | | | | | | | | | | | | | | | | | | | | | | | | | | | | | | | | | | | | | | | | | | | | | | | | | | | | | | | | | | | | | | | | | | | | | | | | | | | | | | | | | | | | | | | | | | | | | | | | | | | | | | | | | | | | | | | | | | | | | | | | | | |
| | | | | | | | | | | | | | | | | | | | | | | | | | | | | | | | | | | | | | | | | | | | | | | | | | | | | | | | | | | | | | | | | | | | | | | | | | | | | | | | | | | | | | | | | | | | | | | | | | | | | | | | | | | | | | | | | | | | | | | | | | | | | | |
| | | | | | | | | | | | | | | | | | | | | | | | | | | | | | | | | | | | | | | | | | | | | | | | | | | | | | | | | | | | | | | | | | | | | | | | | | | | | | | | | | | | | | | | | | | | | | | | | | | | | | | | | | | | | | | | | | | | | | | | | | | | | | |
| | | | | | | | | | | | | | | | | | | | | | | | | | | | | | | | | | | | | | | | | | | | | | | | | | | | | | | | | | | | | | | | | | | | | | | | | | | | | | | | | | | | | | | | | | | | | | | | | | | | | | | | | | | | | | | | | | | | | | | | | | | | | | |
| | | | | | | | | | | | | | | | | | | | | | | | | | | | | | | | | | | | | | | | | | | | | | | | | | | | | | | | | | | | | | | | | | | | | | | | | | | | | | | | | | | | | | | | | | | | | | | | | | | | | | | | | | | | | | | | | | | | | | | | | | | | | | |

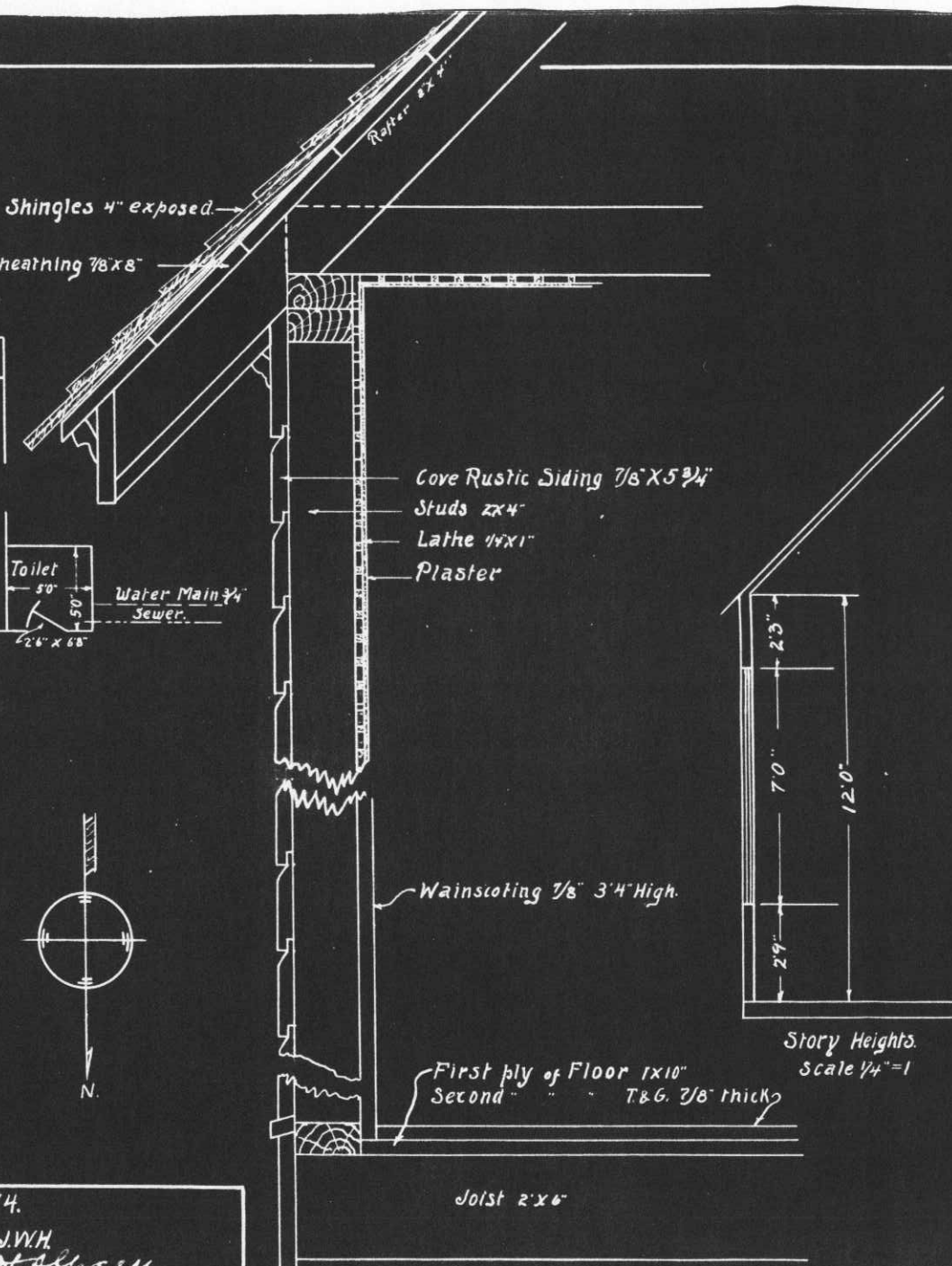
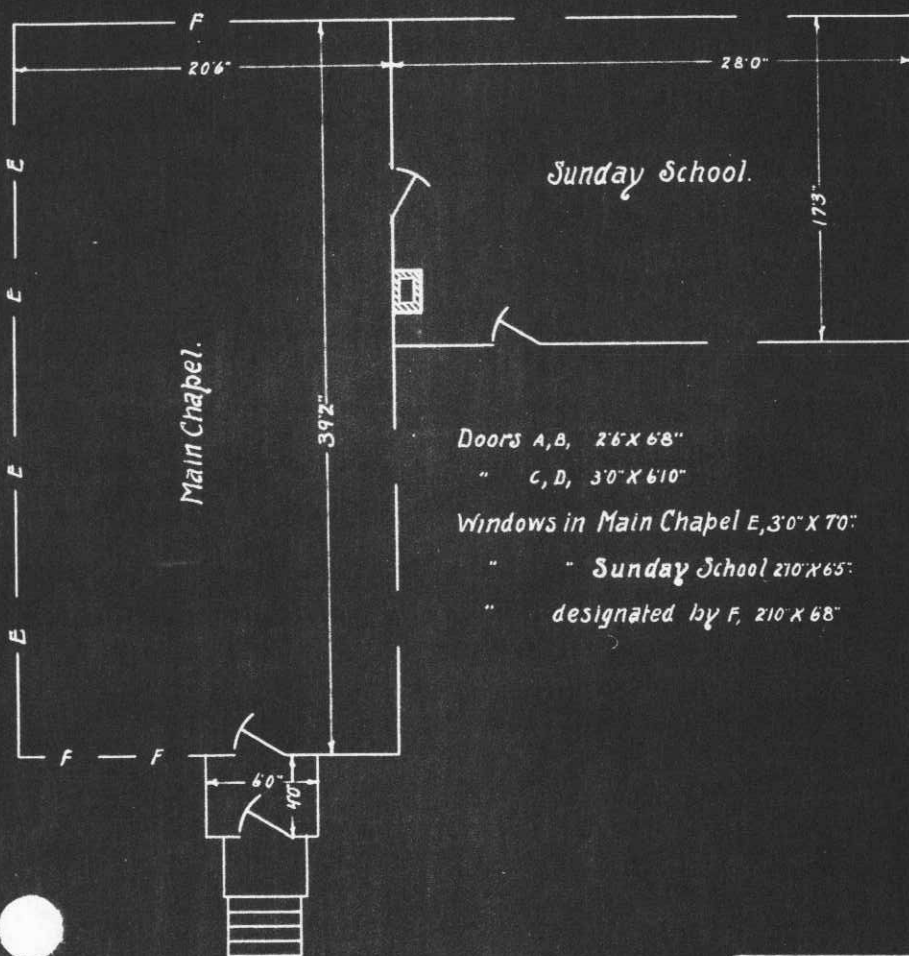
REMARKS

Number changed from 36 per OJMG file 600.911 dated October 9, 1916.
 Designation changed from "Post Chapel" to "School House." See letter August 22, 1938.

INSTRUCTIONS

If plans of building are available, forward copy of same showing information called for above. These plans should be checked against the building and any variations from same in the building as constructed should be noted.

If plans are not available make sketch plans and elevation in spaces above. The plans shown are typical of "quarters." Similar plans may be made for all types of buildings. There are 10 squares to the inch. Each square will represent 1', 2', 4', or 8', etc., as may be necessary to show entire building in the space allowed. Show inside dimensions and designation of each room. Indicate location of water and sewer connections. In space under heading "Details" show character of construction, story heights, etc.



Bldg. 74.
 Drawn by J.W.H.
 Checked by *[Signature]*

Character of Construction
 Scale 1/2" = 1"

Post Plan No. _____

O. Q. M. G.: Plan No. Unknown Building No. 76

Place Fort McDowell, Angel Island, California. (West Garrison)

Designation of building Boat House Capacity 1-Barge

Total Cost, \$ 545.00 (Est) Date completed February 4, 1903

Material: Walls Frame Foundation Piles
 Roof Shingles Floors None

Total floor area above basement, square feet 1,104

Size: Main building 23'6" X 48'6" Wings None Basement None

a None (How heated) Height of first floor above ground Wharf level

b None (Type of heat) How lighted Electricity


c None (Type of domestic hot water heater) Water connections Yes
 Sewer connections None
 Gas connections None

COOKING RANGES INSTALLED

Coal, No. None
 Gas, No. None
 Electric, No. None
 Oil, No. None
 Steam, No. None

METERS INSTALLED

Gas, No. None
 Electric, No. None
 Oil, No. None
 Steam, No. None
 Water, No. None



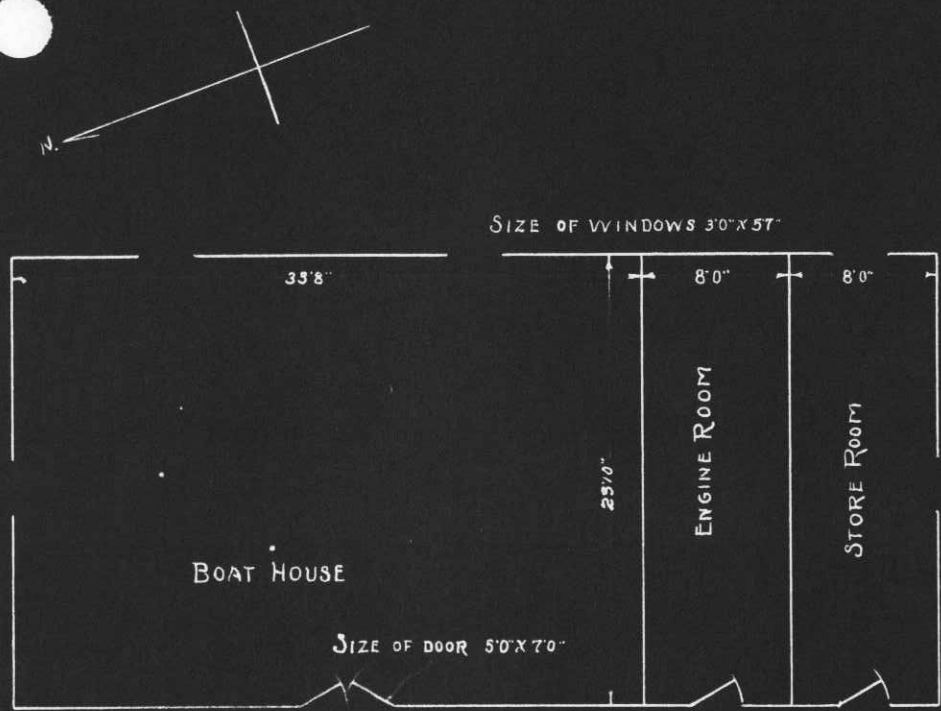
ADDITIONS AND INSTALLATIONS

(Below enter chronologically all modifications, additions, introductions of water, sewer, lights, heating, etc.)

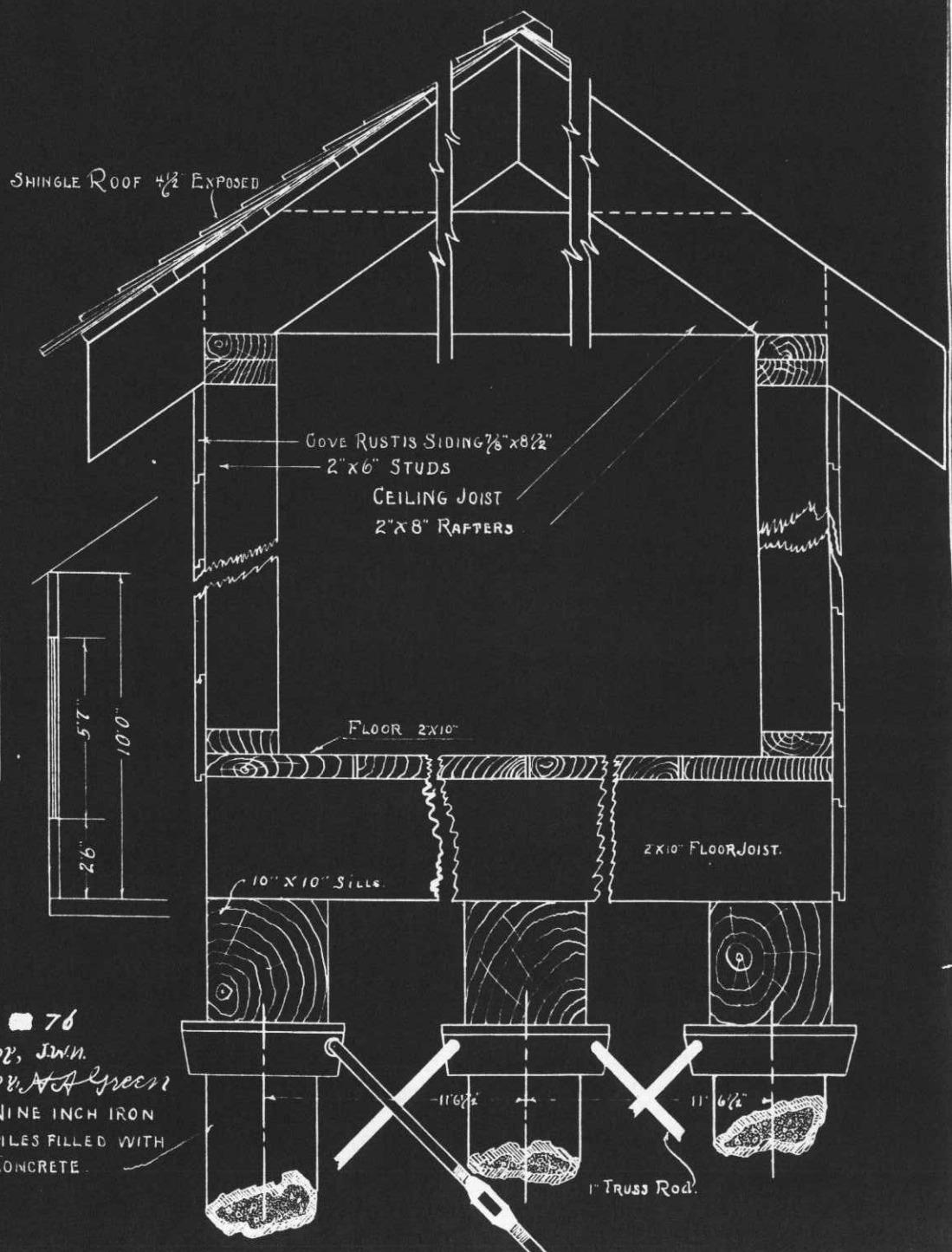
| DATE | | COST | DATE | | DATE |
|----------|--|------|------|---|------|
| 10-21-18 | Electric wiring and fixtures installed | 7.80 | | | |
| | | | | Salvaged - April 27, 1942 (See letter April 27, 1942) | |
| | | | | | |
| | | | | | |
| | | | | | |
| | | | | | |
| | | | | | |
| | | | | | |
| | | | | | |
| | | | | | |
| | | | | | |
| | | | | | |
| | | | | | |
| | | | | | |
| | | | | | |
| | | | | | |
| | | | | | |
| | | | | | |
| | | | | | |
| | | | | | |
| | | | | | |

INSTRUCTIONS—"a" State whether heated from central heating or by individual heating plants, stoves, furnaces, or fireplaces.
 "b" State whether steam, vapor, hot water, or hot air.
 "c" State whether gas, coal, oil, or central heating plant.

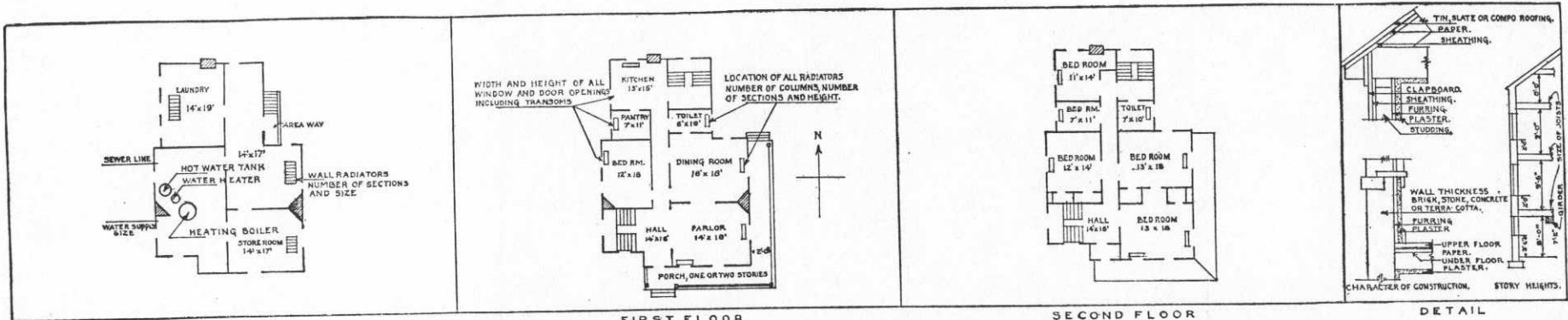
See reverse side of form.



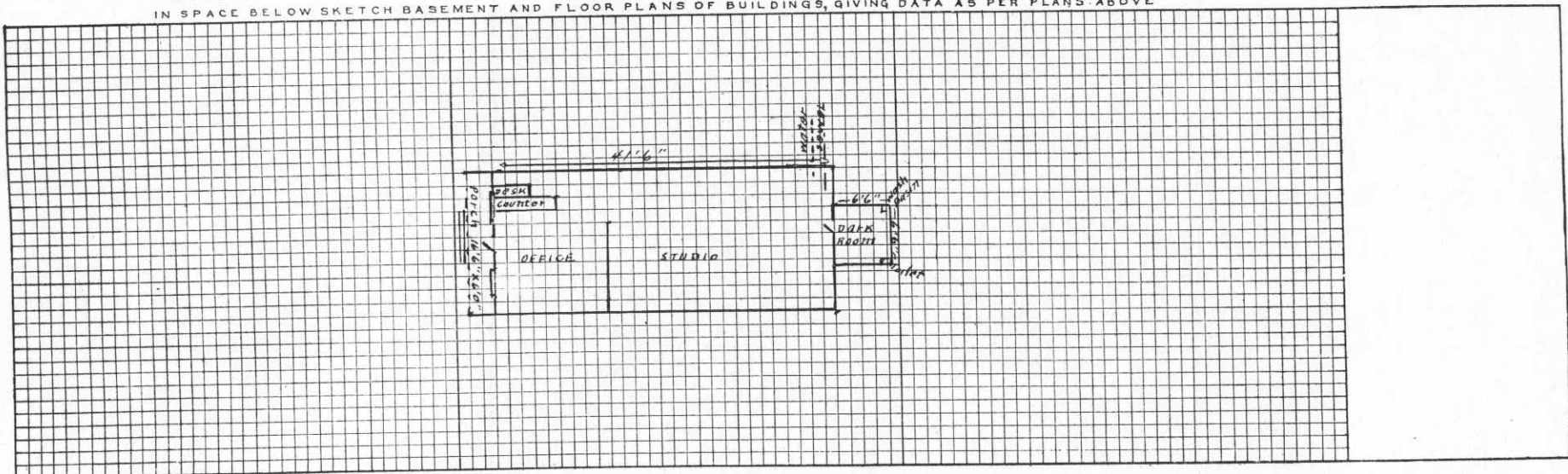
FLOOR PLAN
SCALE 1/8" = 1'0"



Blg 76
 Drawn by, J.W.N.
 Checked by, A.A. Green
 NINE INCH IRON
 PILES FILLED WITH
 CONCRETE



IN SPACE BELOW SKETCH BASEMENT AND FLOOR PLANS OF BUILDINGS, GIVING DATA AS PER PLANS ABOVE

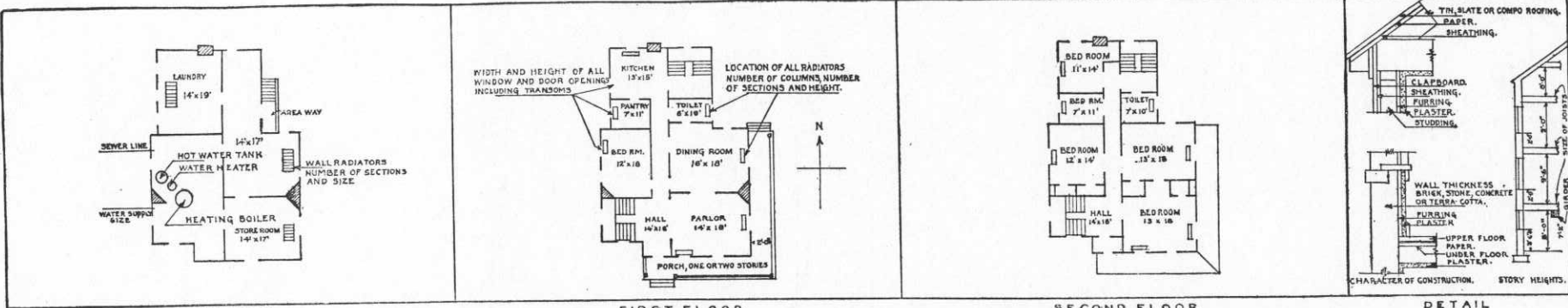


REMARKS

Constructed, maintained and repaired at the expense of Mr. J. D. Givens, under the terms of the Revocable License, dated September 13, 1904
 Number formerly assigned to "Harness Shop", East Garrison.

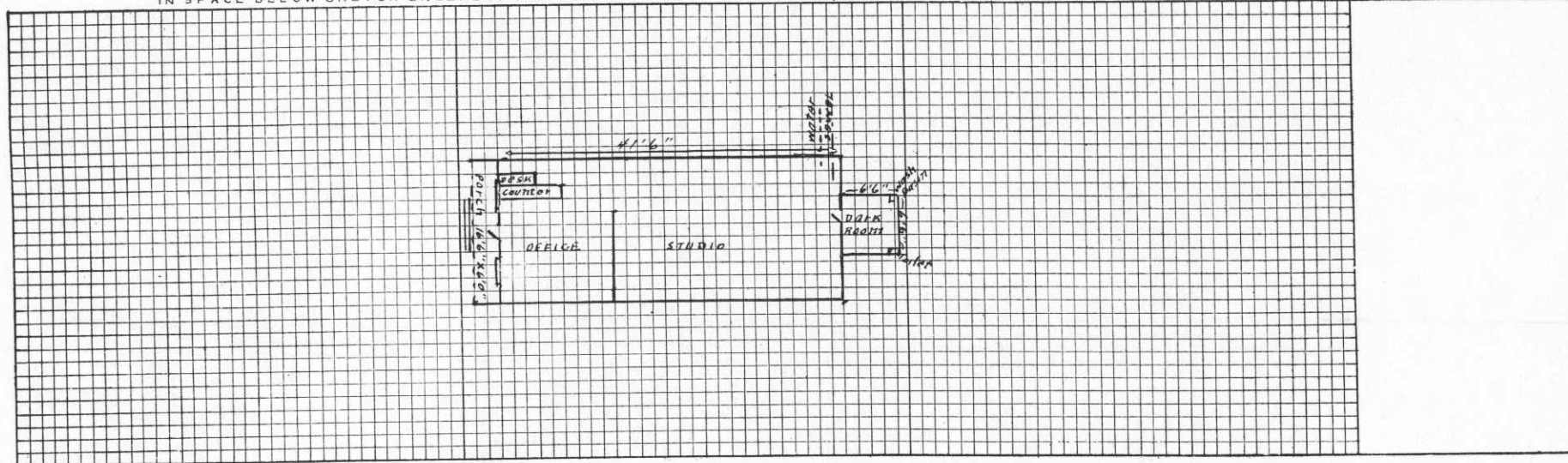
INSTRUCTIONS

If plans of building are available, forward copy of same showing information called for above. These plans should be checked against the building and any variations from same in the building as constructed should be noted.
 If plans are not available make sketch plans and elevation in spaces above. The plans shown are typical of "quarters." Similar plans may be made for all types of buildings. There are 10 squares to the inch. Each square will represent 1', 2', 4', or 8', etc., as may be necessary to show entire building in the space allowed. Show inside dimensions and designation of each room. Indicate location of water and sewer connections. In space under heading "Details" show character of construction, story heights, etc.



BASEMENT FIRST FLOOR SECOND FLOOR DETAIL

IN SPACE BELOW SKETCH BASEMENT AND FLOOR PLANS OF BUILDINGS, GIVING DATA AS PER PLANS ABOVE



REMARKS

Constructed, maintained and repaired at the expense of Mr. J. D. Givens, under the terms of the Revocable License, dated September 13, 1904
 Number formerly assigned to "Harness Shop", East Garrison.


INSTRUCTIONS

If plans of building are available, forward copy of same showing information called for above. These plans should be checked against the building and any variations from same in the building as constructed should be noted.
 If plans are not available make sketch plans and elevation in spaces above. The plans shown are typical of "quarters." Similar plans may be made for all types of buildings. There are 10 squares to the inch. Each square will represent 1', 2', 4', or 8', etc., as may be necessary to show entire building in the space allowed. Show inside dimensions and designation of each room. Indicate location of water and sewer connections. In space under heading "Details" show character of construction, story heights, etc.

Post Plan No. _____

O. Q. M. G.: Plan No. Unknown Building No. 79

Place Fort McDowell, Angel Island, California (West Garrison)
 Designation of building Noncommissioned Officers Quarters Capacity 1-N. C. O.
 Total Cost, \$ 3,374.00 Date completed October 31, 1901
 Material: Walls Frame Foundation Stone and Cement
 Roof Shingles Floors Wood
 Total floor area above basement, square feet 937
 Size: Main building 20'6" X 28'6" Wings None Basement 17'0" X 25'0"
 a Stoves (How heated) _____ Height of first floor above ground 2'6"
 b Coal (Type of heat) _____ How lighted Electricity
 c 40-gal. boiler attached to range. (Type of domestic hot water heater) _____ Water connections Yes
 Sewer connections Yes
 Gas connections None
 COOKING RANGES INSTALLED METERS INSTALLED
 Coal, No. 1-No. 3 Army Range Gas, No. None
 Gas, No. None Electric, No. 491706
 Electric, No. None Oil, No. None
 Oil, No. None Steam, No. None
 Steam, No. None Water, No. None



ADDITIONS AND INSTALLATIONS

(Below enter chronologically all modifications, additions, introductions of water, sewer, lights, heating, etc.)

| DATE | | COST | DATE | DATE |
|----------|--|-----------------|------|------|
| 10-12-18 | Electric wiring and fixtures installed | 36.55 | | |
| 2-23-37 | Installed heater, hot water. | 56.11 | | |
| 6-14-40 | Minor repairs and painting. | C. S. \$ 606.90 | | |
| | | | | |
| | | | | |
| | | | | |
| | | | | |
| | | | | |
| | | | | |
| | | | | |
| | | | | |
| | | | | |
| | | | | |
| | | | | |
| | | | | |
| | | | | |
| | | | | |
| | | | | |
| | | | | |
| | | | | |

INSTRUCTIONS—"a" State whether heated from central heating or by individual heating plants, stoves, furnaces, or fireplaces.
 "b" State whether steam, vapor, hot water, or hot air.
 "c" State whether gas, coal, oil, or central heating plant.



REMARKS

Number changed from 47 per OQMC file 600.911 dated October 9, 1916.

Formerly listed as "Hospital Steward's Quarters"; has now lost its identity.

INSTRUCTIONS


If plans of building are available, forward copy of same showing information called for above. These plans should be checked against the building and any variations from same in the building as constructed should be noted.

If plans are not available make sketch plans and elevation in spaces above. The plans shown are typical of "quarters." Similar plans may be made for all types of buildings. There are 10 squares to the inch. Each square will represent 1 in., 2 in., 4 in., or 8 in., etc., as may be necessary to show entire building in the space allowed. Show inside dimensions and designation of each room. Indicate location of water and sewer connections. In space under heading "Details" show character of construction, story heights, etc.

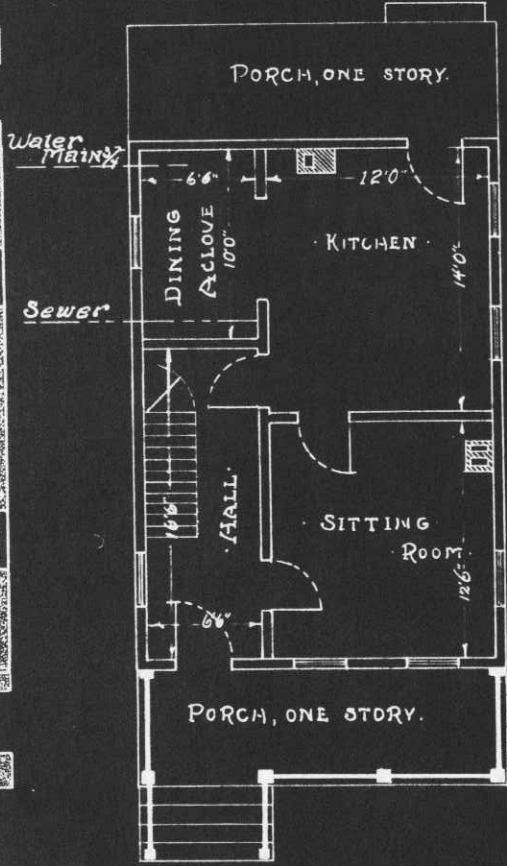
BLDG. No. 79.

DRAWN BY, J.W.H.

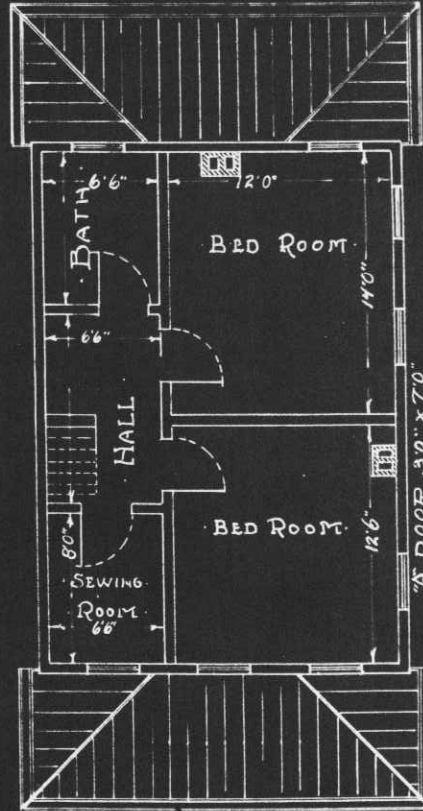
CHECKED BY, *H.B. Green*



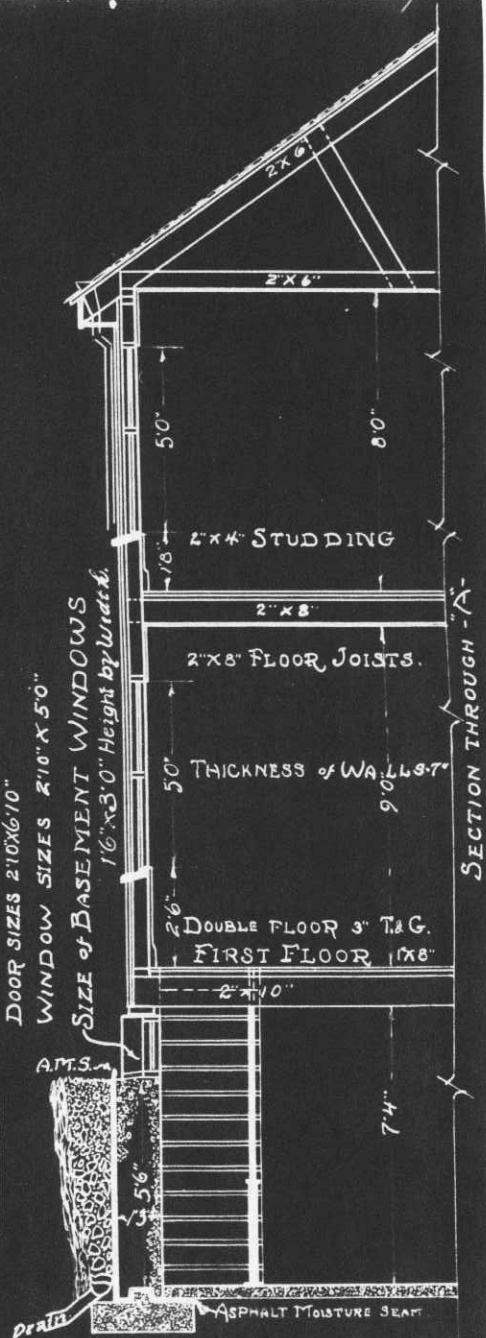
BASEMENT PLAN.



FIRST FLOOR PLAN.
SCALE 1/8" = 1'0"



SECOND FLOOR PLAN.



CHARACTER OF CONSTRUCTION

STORY HEIGHTS
SCALE 1/4" = 1'0"

Post Plan No. _____
6473-1029

O. Q. M. G.: Plan No. Unknown Building No. 82

Place Fort McDowell, Angel Island, California. (West Garrison) 66 E.M.
 Designation of building Office and Barracks Capacity 24 men
 Total Cost, \$ 26,143.00 Date completed March 1, 1905
 Material: Walls Brick Foundation Concrete
 Roof Slate Floors Wood
 Total floor area above basement, square feet 11,000
 Size: Main building 42'0" X 44'0" Wings 27'0" X 57'7" Basement 2856 sq.ft.
 a Furnace; Argo "Ideal" #19. 1586 sq.ft. radiation. Height of first floor above ground 1'6"
 (How heated)
 b Hot water How lighted Electricity
 (Type of heat) Water connections Yes
 c Tobasco #300 - 400 gal. boiler. Sewer connections Yes
 (Type of domestic hot water heater) Gas connections None
 COOKING RANGES INSTALLED METERS INSTALLED
 Coal, No. 1-No. 5 Army Range. Gas, No. None
 Gas, No. None Electric, No. 5071975
 Electric, No. None Oil, No. None
 Oil, No. None Steam, No. None
 Steam, No. None Water, No. None



APR 1929

ADDITIONS AND INSTALLATIONS

(Below enter chronologically all modifications, additions, introductions of water, sewer, lights, heating, etc.)

| DATE | | COST | DATE | DATE |
|----------|---|------------|------|------|
| 10-20-18 | Electric wiring and fixtures installed | 72.50 | | |
| 10-15-24 | Rear porch inclosed and used as Post-office | 80.00 | | |
| 6-14-40 | Plumbing, replacements, and electrical repairs. | \$1,593.91 | | |
| | | | | |
| | | | | |
| | | | | |
| | | | | |
| | | | | |
| | | | | |
| | | | | |
| | | | | |
| | | | | |
| | | | | |
| | | | | |
| | | | | |
| | | | | |
| | | | | |
| | | | | |
| | | | | |
| | | | | |
| | | | | |
| | | | | |
| | | | | |
| | | | | |
| | | | | |
| | | | | |
| | | | | |
| | | | | |

INSTRUCTIONS—"a" State whether heated from central heating or by individual heating plants, stoves, furnaces, or fireplaces.
 "b" State whether steam, vapor, hot water, or hot air.
 "c" State whether gas, coal, oil, or central heating plant.

V

REMARKS

Number changed from 50 per OQMG file 600.911 dated October 9, 1916.

Transferred from Medical to Quartermaster Corps authority Adjutant General of the Army, 6th Indorsement, File #620, Fort McDowell, Calif.,
dated March 20, 1923.

INSTRUCTIONS

If plans of building are available, forward copy of same showing information called for above. These plans should be checked against the building and any variations from same in the building as constructed should be noted.

If plans are not available make sketch plans and elevation in spaces above. The plans shown are typical of "quarters." Similar plans may be made for all types of buildings. There are 10 squares to the inch. Each square will represent 1 in., 2 in., 4 in., or 8 in., etc., as may be necessary to show entire building in the space allowed. Show inside dimensions and designation of each room. Indicate location of water and sewer connections. In space under heading "Details" show character of construction, story heights, etc.

Post Plan No.

O. Q. M. C.: Plan No. Unknown Building No. 84

Place Fort McDowell, Angel Island, California. (West Garrison)

Designation of building Quartermaster Storehouse Capacity 75,000 cu.ft.

Total cost, \$ 14,500.00 Date completed October 30, 1908

Material: Walls Brick Foundation Concrete

Roof Slate Floors Wood

Total floor area above basement, square feet

Size: Main building 90'10" X 35'10" Wings None Basement 87'4" X 32'4"

a Stoves (How heated) Height of first floor above ground 1'

b Coal (Type of heat) How lighted Electricity

c None (Type of domestic hot water heater) Water connections Yes

Sewer connections Yes

Gas connections None

COOKING RANGES INSTALLED METERS INSTALLED

Coal, No. None Gas, No. None

Gas, No. None Electric, No. 5145202

Electric, No. None Oil, No. None

Oil, No. None Steam, No. None

Steam, No. None Water, No. None




ADDITIONS AND INSTALLATIONS

(Below enter chronologically all modifications, additions, introductions of water, sewer, lights, heating, etc.)


| DATE | | COST | DATE | | COST |
|---------|--|--------|------|--|------|
| 8-9-09 | Bath tubs installed (4) | 275.00 | | | |
| 10-7-18 | Electric wiring and fixtures installed | 79.40 | | | |
| | | | | | |
| | | | | | |
| | | | | | |
| | | | | | |
| | | | | | |
| | | | | | |
| | | | | | |
| | | | | | |
| | | | | | |
| | | | | | |
| | | | | | |
| | | | | | |
| | | | | | |

INSTRUCTIONS.—“a” State whether heated from central heating or by individual heating plants, stoves, furnaces, or fireplaces.
“b” State whether steam, vapor, hot water, or hot air.
“c” State whether gas, coal, oil, or central heating plant.



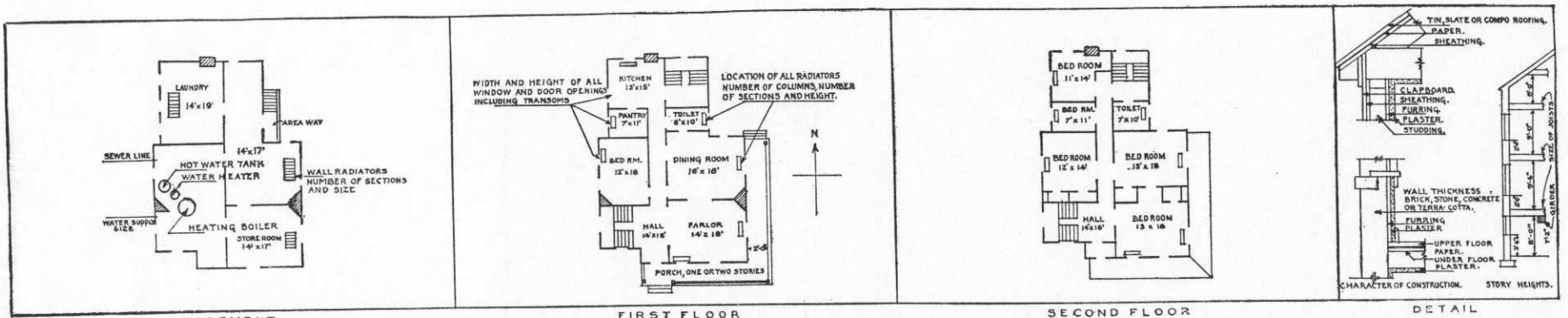
FIRST FLOOR PLAN
 SCALE 1/8" = 10"

BLDG. No. 8H 1
 DRAWN BY, JWH.
 CHECKED BY, H. Agnew



· SECOND FLOOR PLAN ·
 SCALE 1/8" = 10"

BLDG. No 84
 DRAWN BY, JWH.
 CHECKED BY, H. A. STON



BASEMENT FIRST FLOOR SECOND FLOOR DETAIL
 IN SPACE BELOW SKETCH BASEMENT AND FLOOR PLANS OF BUILDINGS, GIVING DATA AS PER PLANS ABOVE

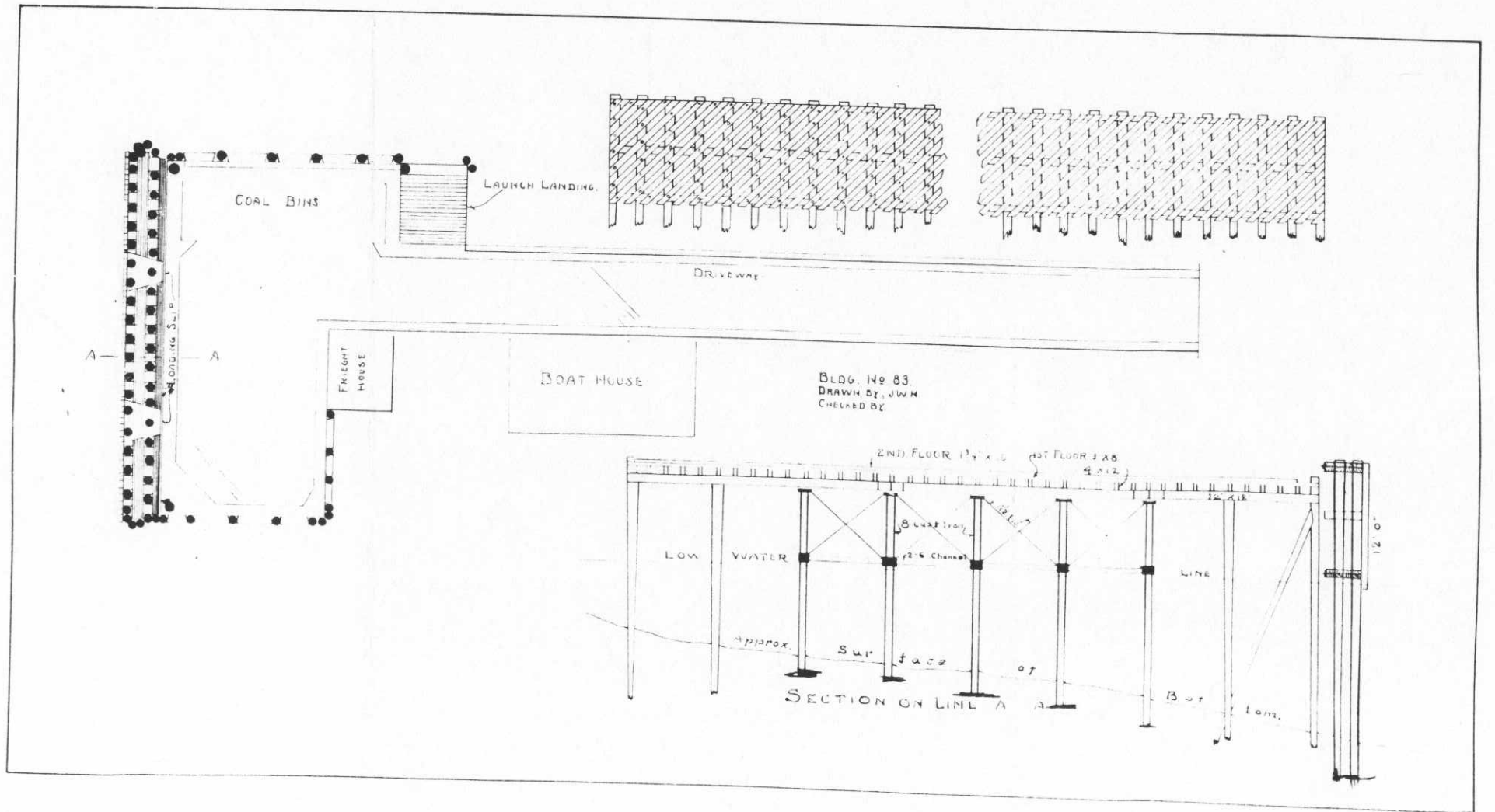
| | |
|--|--|
| | |
|--|--|

REMARKS

Number changed from 52 per OMC file 600.911 dated October 9, 1916.
 Formerly designated as "Signal Corps Storehouse".

INSTRUCTIONS

If plans of building are available, forward copy of same showing information called for above. These plans should be checked against the building and any variations from same in the building as constructed should be noted.
 If plans are not available make sketch plans and elevation in spaces above. The plans shown are typical of "quarters." Similar plans may be made for all types of buildings. There are 10 squares to the inch. Each square will represent 1', 2', 4', or 8', etc., as may be necessary to show entire building in the space allowed. Show inside dimensions and designation of each room. Indicate location of water and sewer connections. In space under heading "Details" show character of construction, story heights, etc.



COAL BINS

LAUNCH LANDING

DRIVEWAY

FREIGHT HOUSE

BOAT HOUSE

BLDG. No 83.
DRAWN BY J.W.H.
CHECKED BY

A

A

LOADING SLIP

2ND FLOOR 17' x 6'

1ST FLOOR 18' x 6'

LOW WATER

8' x 8' Truss

12" x 6" Channel

LINE

Approx. surface of

SECTION ON LINE A-A

BOAT


10m.

10' 2 1/2"

Post Plan No.

O. Q. M. G.: Plan No. Building No. I 86

Place Fort McDowell, Angel Island, California. (West Garrison)
 Designation of building Latrine Capacity 18-men
 Total cost, \$ 1,400.00 Date completed September 17, 1909
 Material: Walls Frame Foundation Concrete
 Roof Shingles Floors Concrete
 Total floor area above basement, square feet 561
 Size: Main building 34'0" X 16'6" Wings None Basement None
 a None (How heated) Height of first floor above ground 8"
 b None (Type of heat) How lighted Electricity
 c 1-#400 Tobasco heater (Type of domestic hot water heater) Water connections Yes
 Sewer connections Yes
 Gas connections None
COOKING RANGES INSTALLED
 Coal, No. None
 Gas, No. None
 Electric, No. None
 Oil, No. None
 Steam, No. None
METERS INSTALLED
 Gas, No. None
 Electric, No. 5145202
 Oil, No. None
 Steam, No. None
 Water, No. None



ADDITIONS AND INSTALLATIONS

(Below enter chronologically all modifications, additions, introductions of water, sewer, lights, heating, etc.)

| DATE | | COST | DATE | COST |
|----------|--|-------|------|------|
| 11-16-27 | Lavatories, porcelain enameled, iron sectional #F 1192, in battery | 67.50 | | |
| 11-16-27 | Two part cement laundry trays (2) | 20.30 | | |
| 9-1-31 | Installed hot water heater, Ideal, 40 gal. | 50.56 | | |
| | | | | |
| | | | | |
| | | | | |
| | | | | |
| | | | | |
| | | | | |
| | | | | |

INSTRUCTIONS.—“a” State whether heated from central heating or by individual heating plants, stoves, furnaces, or fireplaces.
 “b” State whether steam, vapor, hot water, or hot air.
 “c” State whether gas, coal, oil, or central heating plant.

Post Plan No.

O. Q. M. G.: Plan No. Building No. 92

Place Fort McDowell, Angel Island, California. (West Garrison)
Designation of building Reservoir Capacity 160,000 gals.
Total cost, \$ 2,000 Date completed 1898
Material: Walls Concrete Foundation Concrete
Roof Wood Floors Concrete
Total floor area above basement, square feet 2,875
Size: Main building 60'6" in Dia. X 7'6" Wings Basement None
a None Height of first floor above ground Ground level
(How heated)
b None How lighted None
(Type of heat) Water connections Yes
c None Sewer connections None
(Type of domestic hot water heater) Gas connections None

COOKING RANGES INSTALLED

Coal, No. None
Gas, No. None
Electric, No. None
Oil, No. None
Steam, No. One

METERS INSTALLED

Gas, No. None
Electric, No. None
Oil, No. None
Steam, No. None
Water, No. None



ADDITIONS AND INSTALLATIONS

(Below enter chronologically all modifications, additions, introductions of water, sewer, lights, heating, etc.)


| DATE | | COST | DATE | | COST |
|------|--|------|------|--|------|
| | | | | | |
| | | | | | |
| | | | | | |
| | | | | | |
| | | | | | |
| | | | | | |
| | | | | | |
| | | | | | |
| | | | | | |
| | | | | | |
| | | | | | |
| | | | | | |
| | | | | | |
| | | | | | |
| | | | | | |
| | | | | | |
| | | | | | |
| | | | | | |
| | | | | | |
| | | | | | |
| | | | | | |
| | | | | | |
| | | | | | |

INSTRUCTIONS.—“a” State whether heated from central heating or by individual heating plants, stoves, furnaces, or fireplaces.
“b” State whether steam, vapor, hot water, or hot air.
“c” State whether gas, coal, oil, or central heating plant.

Post Plan No. _____

O. Q. M. G.: Plan No. _____ Building No. 94

Place Fort McDowell, Angel Island, California. (West Garrison)
 Designation of building Reservoir Capacity 65,000 Gals.
 Total cost, \$ 1,200.00 Date completed 1886
 Material: Walls Brick & Cement Foundation Brick & Cement
 Roof Concrete Floors Brick & Cement
 Total floor area above basement, square feet 1,267
 Size: Main building 40'2" in Dia. 27'2" Wings None Basement None
 a None Height of first floor above ground Ground level
 (Type of heater)
 b None How lighted Not lighted
 (Type of heat)
 c None Water connections Yes
 (Type of domestic hot water heater) Sewer connections None
 Gas connections None
 COOKING RANGES INSTALLED METERS INSTALLED
 Coal, No. None Gas, No. None
 Gas, No. None Electric, No. None
 Electric, No. None Oil, No. None
 Oil, No. None Steam, No. None
 Steam, No. None Water, No. None



ADDITIONS AND INSTALLATIONS

(Below enter chronologically all modifications, additions, introductions of water, sewer, lights, heating, etc.)


| DATE | | COST | DATE | | COST |
|------|--|------|------|--|------|
| | | | | | |
| | | | | | |
| | | | | | |
| | | | | | |
| | | | | | |
| | | | | | |
| | | | | | |
| | | | | | |
| | | | | | |
| | | | | | |
| | | | | | |
| | | | | | |
| | | | | | |
| | | | | | |
| | | | | | |
| | | | | | |
| | | | | | |
| | | | | | |
| | | | | | |
| | | | | | |
| | | | | | |
| | | | | | |

INSTRUCTIONS.—“a” State whether heated from central heating or by individual heating plants, stoves, furnaces, or fireplaces.
 “b” State whether steam, vapor, hot water, or hot air.
 “c” State whether gas, coal, oil, or central heating plant.

Post Plan No. _____

O. Q. M. G.: Plan No. _____ Building No. P 95A & B

Place Fort McDowell, Angel Island, California (East Garrison)
 Designation of building Non-Commissioned Officer's Qrs(2-Family) Capacity 2p
 Total cost, \$ 900.00 Date completed January 20, 1917.
 Material: Walls Wood shingles and siding. Foundation Concrete and Wood uprights.
 Roof Composition Roofing. Floors Wood floor and flooring.
 Total floor area above basement, square feet 2700
 Size: Main building 30' X 90' Wings None Basement None
 a Furnace Height of first floor above ground 5'
 (How heated?)
 b Hot Water, How lighted Electricity
 (Type of heat) Water connections Yes
 c Coal, Ideal Sewer connections Yes
 (Type of domestic hot water heater) Gas connections None
 COOKING RANGES INSTALLED METERS INSTALLED
 Coal, No. None No Refrigerators Gas, No. None
 Gas, No. None installed. Electric, No. 4-each
 Electric, No. 1-,4-burner Oil, No. None
 Oil, No. None Steam, No. None
 Steam, No. None Water, No. None



ADDITIONS AND INSTALLATIONS

APR 1942

(Below enter chronologically all modifications, additions, introductions of water, sewer, lights, heating, etc.)

| DATE | | COST | DATE | COST |
|----------|--|-----------|------|------|
| 11-27-41 | Expenditures from 10/9/26. to date. | \$653.77 | | |
| 3-13-42 | General Rehabilitation, work completed and accomplished by WPA from funds allotted under CP 65-2-08-174. Total cost includes \$3264.18 WPA labor and \$792.26 for WPA material and installations incidental thereto. | \$4056.44 | | |
| | | | | |
| | | | | |
| | | | | |
| | | | | |
| | | | | |
| | | | | |
| | | | | |
| | | | | |
| | | | | |
| | | | | |
| | | | | |
| | | | | |
| | | | | |
| | | | | |
| | | | | |


INSTRUCTIONS.—“a” State whether heated from central heating or by individual heating plants, stoves, furnaces, or fireplaces.
 “b” State whether steam, vapor, hot water, or hot air.
 “c” State whether gas, coal, oil, or central heating plant.

See New Form

Post Plan No. _____

O. Q. M. G.: Plan No. Unknown Building No. 95

Place Fort McDowell, Angel Island, California. (East Garrison) 2 N.C.O. *
 Designation of building ~~N. C. O. Quarters and Schoolhouse~~ N. C. O. Quarters Capacity 4 N. C. O. - 20 Children
 Total Cost, \$ 900.00 (Est) Date completed Jan. 20, 1917.
 Material: Walls Frame Foundation Wood
 Roof Shingles Floors Wood
 Total floor area above basement, square feet 2700 Sq. ft.
 Size: Main building 30 x 90' Wings None Basement None
 a Stoves (How heated) _____ Height of first floor above ground _____ 5-ft.
 b Coal (Type of heat) _____ How lighted Electricity
 c Tobasco #200 (Type of domestic hot water heater) _____ Water connections Yes
 Sewer connections Yes
 Gas connections None
 COOKING RANGES INSTALLED METERS INSTALLED
 Coal, No. 1-No. 3 Gas, No. None
 Gas, No. None Electric, No. (5377564-1475799)
 Electric, No. None Oil, No. (409132) None
 Oil, No. None Steam, No. None
 Steam, No. None Water, No. None



ADDITIONS AND INSTALLATIONS

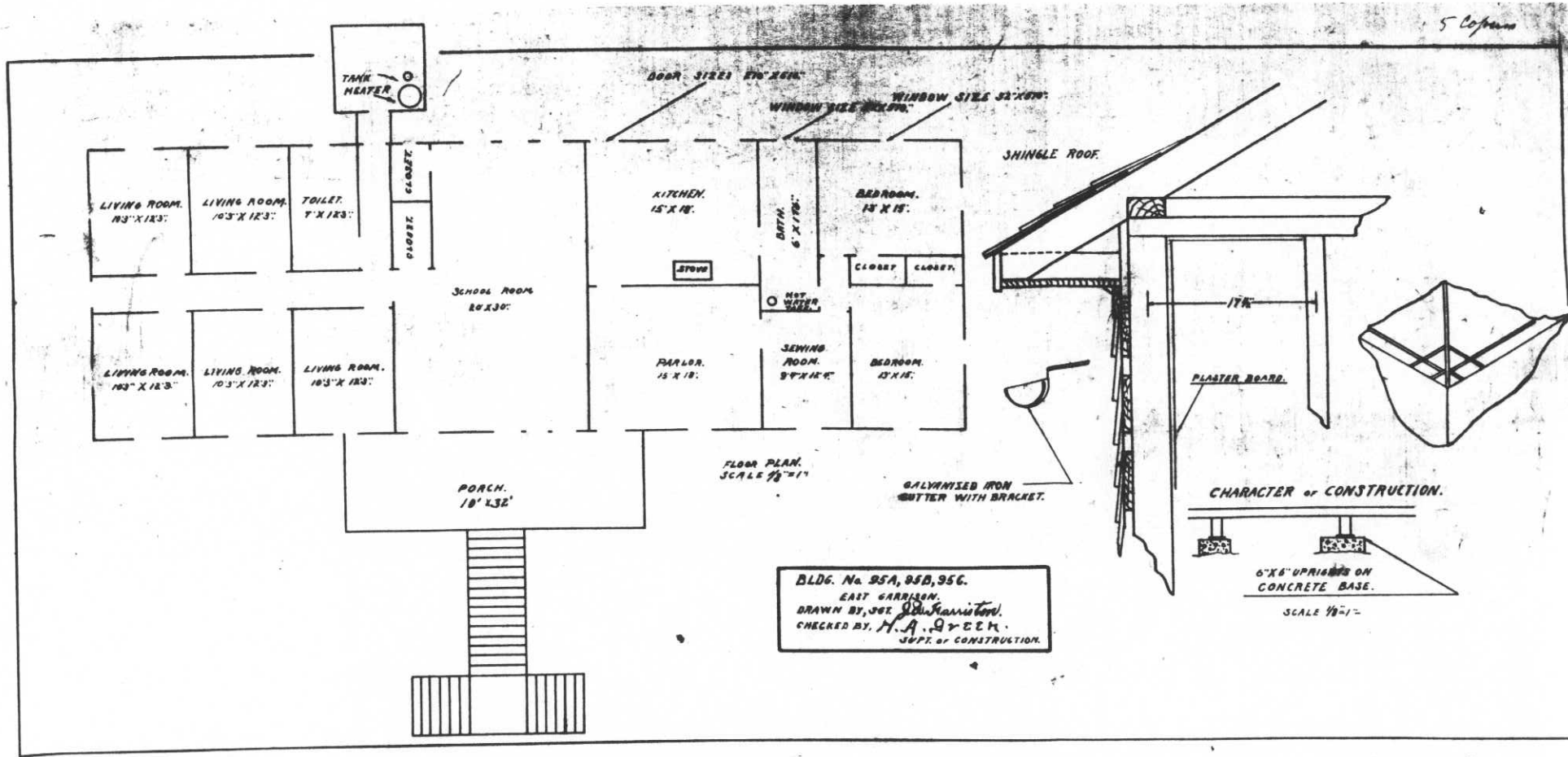
(Below enter chronologically all modifications, additions, introductions of water, sewer, lights, heating, etc.)

| DATE | | COST | DATE | DATE |
|-----------|---|------------|------|------|
| 10-19-26 | Installed 3, doors, screen | \$10.50 | | |
| 4-23-37 | Installed 1-heater, hot water | 56.11 | | |
| 7-11-39 | Replacement of wooden foundations, walks and protective bulkheads (CR) | \$9,648.32 | | |
| 6-14-40 | Rebuilt foundation; new floors (partial). CR | \$8,156.97 | | |
| 6-30-40 * | Rehabilitated into 2 sets of N.C.O. quarters. See Supplemental report to 111-6-30-40 | | | |
| | | | | |
| | | | | |
| | | | | |
| | | | | |
| | | | | |
| | | | | |
| | | | | |
| | | | | |
| | | | | |
| | | | | |
| | | | | |
| | | | | |
| | | | | |
| | | | | |
| | | | | |
| | | | | |
| | | | | |
| | | | | |
| | | | | |
| | | | | |
| | | | | |
| | | | | |

INSTRUCTIONS—"a" State whether heated from central heating or by individual heating plants, stoves, furnaces, or fireplaces.
 "b" State whether steam, vapor, hot water, or hot air.
 "c" State whether gas, coal, oil, or central heating plant.

See reverse side of form.

5 Coffins



BLDG. No. 95A, 95B, 95C.
 EAST GARRISON.
 DRAWN BY, PVT. J. H. HAMILTON.
 CHECKED BY, H. A. GREEN.
 DEPT. OF CONSTRUCTION.


CHARACTER OF CONSTRUCTION.
 6" X 6" UPRIGHTS ON
 CONCRETE BASE.
 SCALE 1/8" = 1'-0"

Post Plan No. _____

O. Q. M. G.: Plan No. _____ Building No. ^T100

S ✓

Place Fort McDowell, Angel Island, California. (West Garrison) Capacity 176 men
 Designation of building Barracks (Temporary) Capacity 195 men
 Total cost, \$ 18,000.00 Date completed November 1918
 Material: Walls Frame Foundation Concrete piers
 Roof Malthoid Floors Wood
 Total floor area above basement, square feet 10,593
 Size: Main building 322'8" X 34'4" Wings Porch 4'4" X 10'0" Basement None
 a Heated from 100-B (How heated) Height of first floor above ground Average 9'0"
 b Hot water (Type of heat) How lighted Electricity
 c Tobasco #300 - 500 gallon boiler. (Type of domestic hot water heater) Water connections Yes
 Sewer connections Yes
 Gas connections None
 COOKING RANGES INSTALLED METERS INSTALLED
 Coal, No. None Gas, No. None
 Gas, No. None Electric, No. 5023484
 Electric, No. None Oil, No. None
 Oil, No. None Steam, No. None
 Steam, No. None Water, No. None



ADDITIONS AND INSTALLATIONS

(Below enter chronologically all modifications, additions, introductions of water, sewer, lights, heating, etc.)

| DATE | | COST | DATE | COST |
|---------|----------------|---------------|------|------|
| 6-14-40 | Minor repairs. | CR \$3,673.50 | | |
| | | | | |
| | | | | |
| | | | | |
| | | | | |
| | | | | |
| | | | | |
| | | | | |
| | | | | |
| | | | | |
| | | | | |
| | | | | |
| | | | | |
| | | | | |
| | | | | |
| | | | | |
| | | | | |
| | | | | |
| | | | | |
| | | | | |
| | | | | |

INSTRUCTIONS.—"a" State whether heated from central heating or by individual heating plants, stoves, furnaces, or fireplaces.
 "b" State whether steam, vapor, hot water, or hot air.
 "c" State whether gas, coal, oil, or central heating plant.

See reverse side of form.

54

Post Plan No. _____

O. Q. M. G.: Plan No. Unknown Building No. T-100-B

Place Fort McDowell, Angel Island, California. (West Garrison) 84 men

Designation of building Barracks (Temporary) Capacity 65 men

Total cost, \$ 11,000.00 Date completed March 1918

Material: Walls Frame Foundation Wood and Concrete

Roof Malthoid Floors Wood

Total floor area above basement, square feet 5,049

Size: Main building 154'0" X 34'4" Wings None Basement None

a Heated from # 100-C Height of first floor above ground 6'
(How heated)

b Hot water How lighted Electricity
(Type of heat)

c Tobasco No. 300 attached to 500 Gal. hot water tank Water connections Yes
(Type of domestic hot water heater) Sewer connections Yes Gas connections None

COOKING RANGES INSTALLED METERS INSTALLED

Coal, No. None Gas, No. None

Gas, No. None Electric, No. 5174570

Electric, No. None Oil, No. None

Oil, No. None Steam, No. None

Steam, No. None Water, No. None



ADDITIONS AND INSTALLATIONS

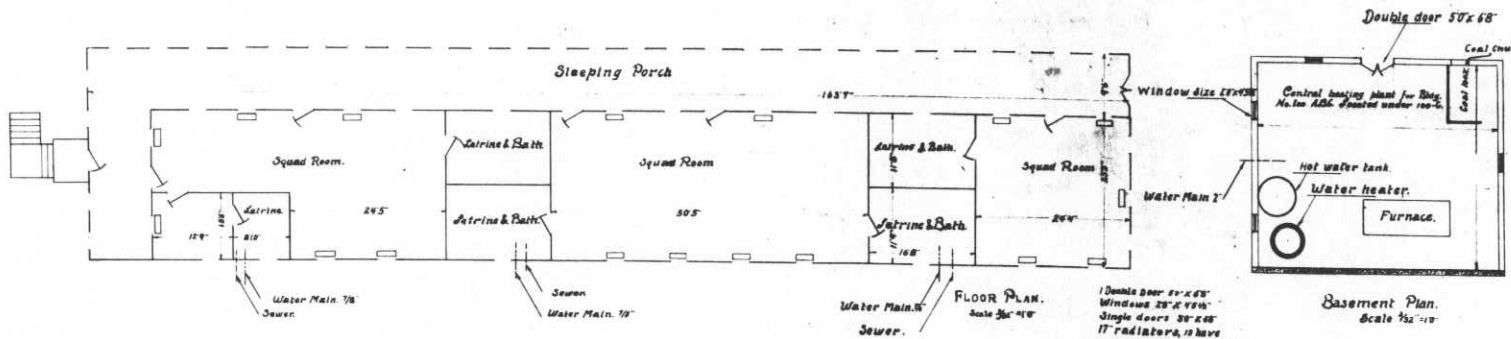
(Below enter chronologically all modifications, additions, introductions of water, sewer, lights, heating, etc.)

| DATE | | COST | DATE | COST |
|---------|--|-----------------|------|------|
| | Elevator (freight) between Building Nos. B & C, original construction. | | | |
| 5-5-37 | Installed 1-smokestack | \$140.00 | | |
| 6-14-40 | Minor repairs. | C.R. \$4,768.53 | | |
| | | | | |
| | | | | |
| | | | | |
| | | | | |
| | | | | |
| | | | | |
| | | | | |
| | | | | |
| | | | | |
| | | | | |
| | | | | |
| | | | | |
| | | | | |
| | | | | |
| | | | | |
| | | | | |
| | | | | |
| | | | | |
| | | | | |
| | | | | |
| | | | | |
| | | | | |
| | | | | |
| | | | | |
| | | | | |
| | | | | |
| | | | | |
| | | | | |
| | | | | |
| | | | | |
| | | | | |
| | | | | |
| | | | | |
| | | | | |
| | | | | |
| | | | | |

INSTRUCTIONS.—“a” State whether heated from central heating or by individual heating plants, stoves, furnaces, or fireplaces.
“b” State whether steam, vapor, hot water, or hot air.
“c” State whether gas, coal, oil, or central heating plant.

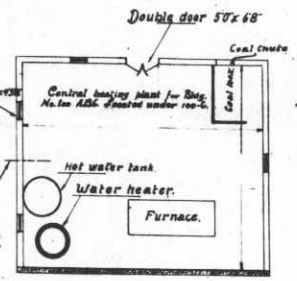
See reverse side of form.

✓

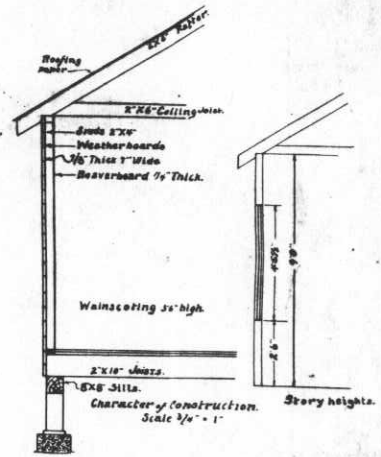


FLOOR PLAN.
Scale 3/8" = 1'

1 Double door 50' x 68"
Windows 20' x 20"
Single doors 30' x 68"
17 radiators, 13 have
7 sections, 4 have 1 section
a) Designates 4 sections
b) 7



Basement Plan.
Scale 1/2" = 1'



Story height.

Post Plan No. _____

5-

O. Q. M. G.: Plan No. Unknown Building No. 100-A

Place Fort McDowell, Angel Island, California. 176 men
 Designation of building Barracks. (templ. West Garrison. Capacity 175 Men.
 Total Cost, \$ 18000.00 Date completed 1918.
 Material: Walls Wood Foundation Wood with concrete piers.
 Roof Malthoid. Floors Wood
 Total floor area above basement, square feet 10593 Sq.ft.
 Size: Main building 322'-8" x 34'-4" Wings Porch 4'-4" x 10' Basement _____
 a Heated from # 100-C Height of first floor above ground average 9'
 (How heated) _____ How lighted Electricity
 b Hot water _____ Water connections Yes
 (Type of heat) _____ Sewer connections Yes
 c Tobasco Heater No. 300-conecter with 500 Gal tank Gas connections None
 (Type of domestic hot water heater) _____
COOKING RANGES INSTALLED **METERS INSTALLED**
 Coal, No. None. Gas, No. None.
 Gas, No. None Electric, No. 5023484
 Electric, No. None Oil, No. None
 Oil, No. None Steam, No. None
 Steam, No. None Water, No. None



ADDITIONS AND INSTALLATIONS

(Below enter chronologically all modifications, additions, introductions of water, sewer, lights, heating, etc.)

| DATE | | COST | DATE | DATE |
|---------|----------------|---------------|------|------|
| 6-14-40 | Minor repairs. | CR \$4,176.26 | | |
| | | | | |
| | | | | |
| | | | | |
| | | | | |
| | | | | |
| | | | | |
| | | | | |
| | | | | |
| | | | | |
| | | | | |
| | | | | |
| | | | | |
| | | | | |
| | | | | |
| | | | | |
| | | | | |
| | | | | |
| | | | | |

INSTRUCTIONS—“a” State whether heated from central heating or by individual heating plants, stoves, furnaces, or fireplaces.
 “b” State whether steam, vapor, hot water, or hot air.
 “c” State whether gas, coal, oil, or central heating plant.

See reverse side of form.

193

135
36
2
810
990

Post Plan No. _____

O. Q. M. G.: Plan No. Unknown Building No. 96

Place Fort McDowell, Angel Island, California.
 Designation of building Mess hall and Barracks, West Garrison. Capacity 190 Men
 Total Cost, \$ 20,000.00 (Est) Date completed September, 1916
 Material: Walls Frame Foundation Concrete
 Roof Shingles Floors Wood
 Total floor area above basement, square feet 4,500 9720
 Size: Main building 36' x 135' Wings 125' x 5'-5" Basement 35'3" X 35'5"
 a Stoves (How heated) _____ Height of first floor above ground 3 ft.
 b Coal (Type of heat) _____ How lighted Electricity
 c 1-No. 400 Tobacco Heater. (Type of domestic hot water heater) _____ Water connections Yes
 Sewer connections Yes
 Gas connections None
 COOKING RANGES INSTALLED _____ METERS INSTALLED _____
 Coal, No. _____ Gas, No. None
 Gas, No. None Electric, No. 5185196
 Electric, No. None Oil, No. None
 Oil, No. None Steam, No. None
 Steam, No. None Water, No. None



ADDITIONS AND INSTALLATIONS.

(Below enter chronologically all modifications, additions, introductions of water, sewer, lights, heating, etc.)

| DATE | | COST | DATE | DATE |
|------------|---|--|---------|--|
| 5/18/26 | Stereroom added to West End, 6' x 12'6" | 110.00 | 4-22-43 | INSTALLED: |
| X 10-6-33 | Removed: One (1) Heater, Tobasco, #400 <i>7-7-23</i> | 225.00 | | 3 each, seat, toilets, without covers, renewed |
| 2/4/35 | 1 Heater, Ideal, #35-1-40- | 110.00 | | Voucher #C-561 |
| 1/23/36 | REMOVED- Heater, Ideal #1-40- <i>3/1-241</i> | 110.00 | | Each \$3.00 <i>8</i> \$ 9.00 |
| X 10/16/36 | INSTALLED: 1- Machine, dishwashing, elec., Trescent model AA 115-V., S.P. 60 Cycle, Motor No. 2716389 G.E. Serial No. 15352. <i>CV 418</i> | 405.00 | | |
| 2-8-36 | Installed: 5 Bowls, Toilet 7 Basins, Wash 3 Tubs, Laundry 3 Showers 5 Screens, Door 36 Screens, Window | 70.00 51.45 30.00 24.00 17.50 54.00 | | |
| 4-23-37 | Installed, CV-1676: <i>Series 4 X</i> 1 ea. Heater, Hot-Water, #1735, Kawanee-Type R | 153.03 | | |
| 10-16-36 | Installed: See above 1 Machine dishwashing. Received October 16, 1936, Debit voucher #456 * from Manager, Veterans Administration Facility, Fort Harrison, Montana, their Voucher No. 1599 | | | |
| 1/12/40 | Installed: Vou D-777-0 <i>1</i> ea ventilator, 15" | 45.65 | | |

INSTRUCTIONS—"a" S whether heated from central heating or by individual heating plants, stoves, furnaces, or fireplaces.
 "b" whether steam, vapor, hot water, or hot air.
 "c" whether gas, coal, oil, or central heating plant.

See reverse side of form.


REMARKS.
Transferred to Quartermaster from Medical Corps per letter March 20, 1923, 6th Ind., War Dept., AGO, file #620 Ft. McDowell.

INSTRUCTIONS

If plans of building are available, forward copy of same showing information called for above. These plans should be checked against the building as constructed should be noted.

If plans are not available make sketch plans and elevation in spaces above. The plans shown are typical of "quarters." Similar plans may be made for other buildings. There are 10 squares to the inch. Each square will represent 1 in., 2 in., 4 in., or 8 in., etc., as may be necessary to show entire building in the space allowed. Show inside dimensions of each room. Indicate location of water and sewer connections. In space under heading "Details" show character of construction, story heights, etc.

Place Fort McDowell, Angel Island, California. (East Garrison)
 Designation of building Hospital Annex Capacity _____
 Total cost, \$ _____ Date completed _____
 Material: Walls _____ Foundation _____
 Roof _____ Floors _____
 Total floor area above basement, square feet _____
 Size: Main building _____ Wings _____ Basement _____
 a _____ (How heated) _____ Height of first floor above ground _____
 b _____ (Type of heat) _____ How lighted _____
 c See Sheet No. 1. _____ Water connections _____
 (Type of domestic hot water heater) _____ Sewer connections _____
 _____ Gas connections _____



| | | |
|---|--|---|
| COOKING RANGES INSTALLED (Give quantity and size) | REFRIGERATORS INSTALLED (Give quantity and size) | METERS INSTALLED (Give quantity and capacity) |
| Coal _____ | Gas _____ | Gas _____ |
| Gas _____ | Electric _____ | Electric _____ |
| Electric _____ | Ice _____ | Oil _____ |
| Oil _____ | | Steam _____ |
| Steam _____ | | Water _____ |

ADDITIONS AND INSTALLATIONS

(Below enter chronologically all modifications, additions, introductions of water, sewer, lights, heating, etc.)

| DATE | | COST | DATE | | COST |
|----------|---|--------|---------|--|----------|
| | 2 lbs steam equipped w/3 spud switch and thermostatic control electric motor single phase, AC, 60 cycles, 110-volts @ 48.27 | 96.54 | 3-13-42 | INSTALLED: Vou D-1663-2. 2 ea Fixtures, lighting, Florescent ceiling type, @ 30.45 | \$ 60.90 |
| 11-5-41 | Installed: 1 ea. Urinal, Vit.China, Syphon jet pedestal type, complete with flush valve, Vacume breaker and angle stop DV-840-2 /n. | 38.30 | 6-6-42 | INSTALLED: Vou C-2258-2: 1 ea Heater, "McQuay" model No. 911, Ser. No. 1700, 60 cycles, single phase, 110-220 volts two speed, 19,000 B.T.U. @ 28.90 | 28.90 |
| | Installed: 2-ea. Valves, Flush 1"- Vacume Breaker, C.P. with 1 1/2" tail piece DV-840-2 @ \$10.10 each /n. | 20.20 | | | |
| 11/15-41 | Installed: 2-ea. Water closet, siphon jet, vitreous china, with itegral seat Vou. No. C-1165-2 610.26 ea. | 20.52 | | | |
| 2-25-42 | INSTALLED: Vou. No. C-1421-2. 1 ea Urinals, stall-type, vitreous china, top spud, 1-btry. of six each complete with strainers and flush valves, width 18" | 240.92 | | | |
| | 2 ea Urinals, stall-type, vitreous china, top spud, two btry. of two each, complete with strainers and flush valves width 18" @ 78.56 | 157.12 | | | |

INSTRUCTIONS.—"a" State whether heated from central heating or by individual heating plants, stoves, furnaces, or fireplaces.
 "b" State whether steam, vapor, hot water, or hot air.
 "c" State whether gas, coal, oil, or central heating plant.


Post Plan No.

O. Q. M. G.: Plan No. Unknown Building No. 23

Place Fort McDowell, Angel Island, California. (East Garrison)
 Designation of building Hospital Annex Capacity 50-Beds
 Total cost, \$ 21500.00 Date completed Nov. 1, 1915
 Material: Walls Concrete Foundation Concrete
 Roof Tile Floors Concrete
 Total floor area above basement, square feet 9700 Sq.ft.
 Size: Main building 72' x 36' Wings 19' x 28' Basement
 a Central Heating Plant, 919 sq.ft. radiation Height of first floor above ground 1 ft.
 (How heated)
 b Steam. How lighted Electricity
 (Type of heat) Water connections Yes
 c 1-Heater, hot water, Tobacco No. 200. Sewer connections Yes
 (Type of domestic hot water heater) Gas connections None

COOKING RANGES INSTALLED
 Coal, No. None
 Gas, No. None
 Electric, No. None
 Oil, No. None
 Steam, No. None

METERS INSTALLED
 Gas, No. None
 Electric, No. 3597742
 Oil, No. None
 Steam, No. None
 Water, No. None



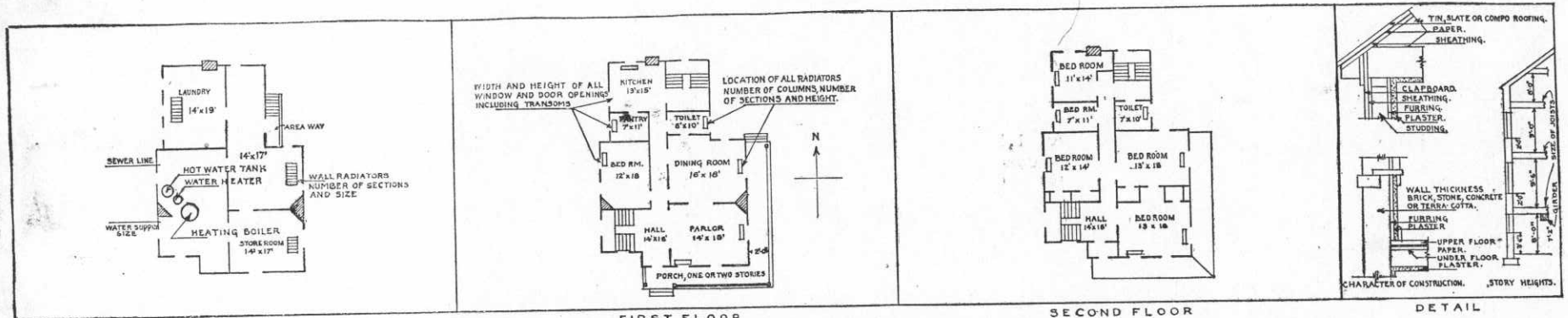
ADDITIONS AND INSTALLATIONS

(Below enter chronologically all modifications, additions, introductions of water, sewer, lights, heating, etc.)

| DATE | | COST | DATE | | COST |
|----------|--|-------|---------|--|--------|
| 1-24-30 | Installed 2 Bowls, toilet, vitreous | 40.00 | | | |
| | 2 Ferrules, 4 x 18", lead & iron | 3.35 | 3-29-41 | INSTALLED on Vou. NO. D-1485-1, 5 ea Shades, | |
| 5-14-30 | Installed 54 Shades, window. Removal 10 ea X | 65.04 | | window, complete, (Assorted collors & sizes) @ 1.089 | 81.75 |
| 10/28/32 | Installed Bowl, clâset, "PURUS", vitroware, syphon jet, complete; #C-10510 C.V.#254. | 35.52 | 6-24-41 | INSTALLED: Vou. C-1911-1. | |
| 2-8-36 | Installed: 6 Bowls, Toilet | 84.00 | | 2 ea Heaters, unit, adjustable to direction of draft, blower type having approx cap. of 43,000 BTU's w/60° entering air at 2-lbs. steam, equipped w/3-speed switch and thermostatic control, electric motor, sgle phase, AC, 60-cycles, 110-volts @61.99 | 123.98 |
| | 2 Urinals | 22.00 | | 6 ea Convectors, std. wall cabinet, copper fin type, size 7-3/8 x 40 x 24 1/2" 57.4 Sq. ft. radiation @ ;7.47 | 107.82 |
| | 1 Sink, Kitchen | 51.75 | | 4 ea Do. 7-3/8 x 35 x 24 1/2" 49.6 Sq.ft. radiation @ 15.27 | 61.08 |
| | 12 Lavatories | 88.20 | | 10 ea Do. 7-3/8 x 22 1/2 x 24 1/2" 34.1 Sq.ft. radiation @ 10.65 | 106.50 |
| | 3 Tubs, Laundry | 30.00 | | 2 ea Do. 7-3/8 x 22 1/2 x 24 1/2" 30.2 Sq.ft. radiation @ 10.65 | 21.30 |
| | 5 Showers | 40.00 | | INSTALLED: Vou. C-2142-1. | |
| | 2 Tubs, Bath | 74.00 | 6-24-41 | 2 ea Heaters, unit, adjustable to direction of draft, blower type, having approximate cap. of 30,000 BTU's, w/60° entering air at | |
| 11/1/39 | Installed on Vou. #C-467-0: 10 ea Shades, window, complete asstd colors and sizes | 13.50 | | | |
| 3-28-41 | INSTALLED: Building No. 23, Vou. No. D-1381-1, 7 ea Globes, electric, fixtures, plain white, 6" filter, 14" dia. 8-1/2" dep. complete, with 30" strap canopy chain #6620 Graybar @2.65 | 18.55 | | | |
| 3-28-41 | INSTALLED on Vou. D-1382-1 52 ea Shades, window, complete, (Assorted colors and sizes) @ .636 | 33.08 | | | |

INSTRUCTIONS.—"a" State whether heated from central heating or by individual heating plants, stoves, furnaces, or fireplaces.
 "b" State whether steam, vapor, hot water, or hot air.
 "c" State whether gas, coal, oil, or central heating plant.

See reverse side of form.



IN SPACE BELOW SKETCH BASEMENT AND FLOOR PLANS OF BUILDINGS, GIVING DATA AS PER PLANS ABOVE.

| | | |
|--|--|--|
| | | |
|--|--|--|

REMARKS

The following radiators installed in bldg., 9' with 4 columns, 5 with 5 columns, 7 with 8 columns, 4 with 6 columns, 1 with 8 columns, 4 with 40 columns. Height of above, 26".

INSTRUCTIONS

If plans of building are available, forward copy of same showing information called for above. These plans should be checked against the building and any variations from same in the building as constructed should be noted.

If plans are not available make sketch plans and elevation in spaces above. The plans shown are typical of "quarters." Similar plans may be made for all types of buildings. There are 10 squares to the inch. Each square will represent 1', 2', 4', or 8', etc., as may be necessary to show entire building in the space allowed. Show inside dimensions and designation of each room. Indicate location of water and sewer connections. In space under heading "Details" show character of construction, story heights, etc.

Post Plan No. _____

O. Q. M. G.: Plan No. _____ Building No. **22**

Place FORT MCDWELL, CALIFORNIA
 Designation of building Mess and Drill Hall (Cont.) Capacity _____

Total cost, \$ _____ Date completed _____

Material: Walls _____ Foundation _____

Roof _____ Floors _____

Total floor area above basement, square feet _____

Size: Main building _____ Wings _____ Basement _____

a _____ (How heated) _____ Height of first floor above ground _____

b _____ (Type of heat) _____ How lighted _____

c _____ (Type of domestic hot water heater) _____ Water connections _____

_____ Sewer connections _____

_____ Gas connections _____

COOKING RANGES INSTALLED

METERS INSTALLED

Coal, No. _____

Gas, No. _____

Gas, No. _____

Electric, No. _____

Electric, No. _____


Oil, No. _____

Oil, No. _____

Steam, No. _____

Steam, No. _____

Water, No. _____



ADDITIONS AND INSTALLATIONS

(Below enter chronologically all modifications, additions, introductions of water, sewer, lights, heating, etc.)

| DATE | | COST | DATE | | COST |
|---------|---|--------|------|--|------|
| 11-3-42 | INSTALLED IN MESS HALL Vou. No. C-156-3 2 ea. Refrigerators, Elec. U.S. #65, 110 volts, single phase, 60 cycle. Ser. No. 6296247 6296245, Unit No. 4294452228-A-B-12277 42945238-A-A-22160 (Ea. 280.00) | 360.00 | | | |
| 11-3-42 | INSTALLED IN POST COMMISSARY: Vou. No. C-156-3 REFRIGERATOR, Elec. U.S. No. 65, 110 Volts, single phase, 60 cycles, Ser. No. 6296238, Unit No. 429532723-A. 1 Ea. 280.00 | 280.00 | | | |
| | | | | | |
| | | | | | |
| | | | | | |
| | | | | | |
| | | | | | |
| | | | | | |
| | | | | | |
| | | | | | |
| | | | | | |


INSTRUCTIONS.—“a” State whether heated from central heating or by individual heating plants, stoves, furnaces, or fireplaces.
 “b” State whether steam, vapor, hot water, or hot air.
 “c” State whether gas, coal, oil, or central heating plant.

CH 10. 330 # to 1 H.H. - moved to 504

Post Plan No.

O.Q.M.G.: Plan No. 2-1007 Building No. 22

Place Fort McDowell, Angel Island, California (East Garrison)
Designation of building Mess and Drill Hall Capacity 1410p
Total cost, \$ 78,000.00 Date completed December, 1913.
Material: Walls Concrete Foundation Concrete
Roof Carey on wood Floors Concrete: Wood flooring in Drill Hall
Total floor area above basement, square feet 43,824
Size: Main building 180' X 84' wide Wings (rear) 81'10" X 83' Basement
a Central Heating Plant (In Bldg) Height of first floor above
(How heated) ground
b Steam
(Type of heat) How lighted Electricity
c Central Heating Plant Water connections 2-inch
(Type of domestic hot water heater) Sewer connections 4-inch
Gas connections None



COOKING RANGES INSTALLED (Give quantity and size)
Coal none
Gas none
Electric Oil. 4-ea. in Mess
Oil. 2-ea. in bakery, 2-Oven
Steam 6-ea. steam tables

REFRIGERATORS INSTALLED (Give quantity and size)
Gas None
Electric Plant in Building
Ice 7-cold storage rooms

METERS INSTALLED (Give quantity and capacity)
Gas None
Electric 11-ea. 220V
Oil None
Steam None
Water 1-ea. Worthington,
1000M Gal.

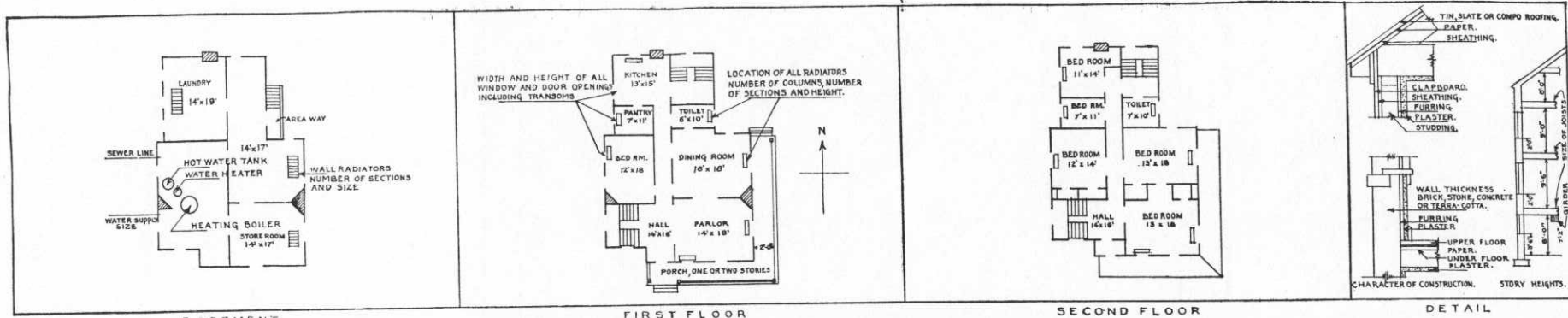
ADDITIONS AND INSTALLATIONS

(Below enter chronologically all modifications, additions, introductions of water, sewer, lights, heating, etc.)

| DATE | COST | DATE | COST |
|----------|---|------|-------------|
| 11-18-41 | Expenditures from 12/20/13 : to date. | | \$50,535.74 |
| 10-18-41 | INSTALLED: MACHINE SHOP. Vou C-670-2: 1 ea Drill, press, 14" bench type, high speed- with 1/2" Jacobs geared chuck, "Deith" No.7-645 | | 42.00 |
| 10/30-41 | INSTALLED IN SALES STORE Vou. C-1165-2. Fixture, lighting, with hangers, pendant type equal to Incan. | | 4.20 |
| 1-15-42 | INSTALLED: MACHINE SHOP. Vou. C-1365-2. 1 Ea Motor, electric 1/3-HP ball-bearing, 110- volts-60 Cycle, A.C. Single Phase, 1725 RPM for use on Model 1302 Bench Type Drill Press. | | 26.40 |
| 2-17-42 | INSTALLED IN GENERAL MESS: Vou C-1608-2: 2 ea Fryers, deep fat, electric, volts -220/240 A.C. 60-cycles, 3-phase, 12,000 watts, "Edison Hotpoint", Ser. No.'s 15934 & 15935. @ \$299.00 | | 598.00 |
| 3-11-42 | INSTALLED: GENERAL MESS. Vou C-1712-2. 1 ea Circuit breaker, oil, 3-pole, 200 Amp., 7500 volts, indoor type, manually operated, in- versed time relays. @ 184.00 | | 184.00 |
| | 1 ea Panelboard, main and branch circuit panel- boards shall comply with Fed. Spec.: W-P-146, W-F-831-Type 11, W-F-791-Amended 1-19-39, W-B-81a 1450.00 | | 1450.00 |
| 3-16-42 | REMOVED: FROM GENERAL MESS: Vou C-8-42; 1 Read Reversible Dough Mixer, #7151, Century motor #12217, Frame P10; 60C; 110-220V; 3-2/10 Amp. 3 HP; 1750 RPM. @ \$200.00 | | 200.00 |
| 4-2-42 | INSTALLED: Vou C-1770-2. 1 ea Valve, back, pressure threaded, for hori- zontal position & 2 lbs. back pressure, IPS 2-1/2" @ 38.50 | | 38.50 |
| 5-18-42 | INSTALLED: Refrigeration Plant. Vou C-2046-2: 1 Ea Switch, Starter thermostatically controlled to operate ammonia compressor motor, 20 H.P. 22 Volt, 50.7amps 60 Cycle, 3 phase 1150 R.P.M. size 2, from # 2 complete with push button #28A | | 45.76 |
| 5-20-42 | INSTALLED: CLOTHING ROOM: Vou D-1439-2. 3 ea Fixtures, lighting incandescent @ 15.38 | | 46.14 |
| 5-29-42 | INSTALLED: COMMISSARY: Vou C-2087-2. 4 ea Fixtures, fluorescent 48", with 6 ft. cord and plugs. @ 13.20 | | 52.80 |

INSTRUCTIONS.—"a" State whether heated from central heating or by individual heating plants, stoves, furnaces, or fireplaces.
"b" State whether steam, vapor, hot water, or hot air.
"c" State whether gas, coal, oil, or central heating plant.

See reverse side of form.



IN SPACE BELOW SKETCH BASEMENT AND FLOOR PLANS OF BUILDINGS, GIVING DATA AS PER PLANS ABOVE

See plans No. 2-1007

REMARKS

Activities in Buildings:

- (1) Drill Hall (Motion Picture theater in Drill Hall), (2) Mess Hall, (3) Post Bakery (4) Sales store and storeroom, (5) Clothing issue & Warehouse, (6) Central Heating Plant #1, (7) Refrigeration Plant (8) Machine shop, (9) Printing Shop, (10) Cooks Quarters.

INSTRUCTIONS

If plans of building are available, forward copy of same showing information called for above. These plans should be checked against the building and any variations from same in the building as constructed should be noted.

If plans are not available make sketch plans and elevation in spaces above. The plans shown are typical of "quarters." Similar plans may be made for all types of buildings. There are 10 squares to the inch. Each square will represent 1', 2', 4', or 8', etc., as may be necessary to show entire building in the space allowed. Show inside dimensions and designation of each room. Indicate location of water and sewer connections. In space under heading "Details" show character of construction, story heights, etc.

Post Plan No.

O. Q. M. G.: Plan No. 2 - 1007 Building No. 22.

Place Fort McDowell, Angel Island, California. (East Garrison)
Designation of building Mess and Drill Hall. (See Remarks) Capacity 1600 men
Total cost, \$78,000.00 Date completed December, 1913.
Material: Walls Concrete Foundation Concrete
Roof Carey, on wood Floors Concrete, Drill Hall, wood.
Total floor area above basement, square feet 37,324.
Size: Main building 180'0" X 84'0" Wings (1) 81'10" x 83'0" Basement
a Central Heating Plant Height of first floor above ground
(How heated) _____
b Steam How lighted Electric
(Type of heat) _____ Water connections Yes
c Steel Tank with Argo Regulator #620 (1) Sewer connections Yes
(Type of domestic hot water heater) _____ Gas connections None

COOKING RANGES INSTALLED
Coal, No. Army, No. 5. (2)
Gas, No. None
Electric, No. None
Oil, No. With Johnson Burners (2)
Steam, No. None

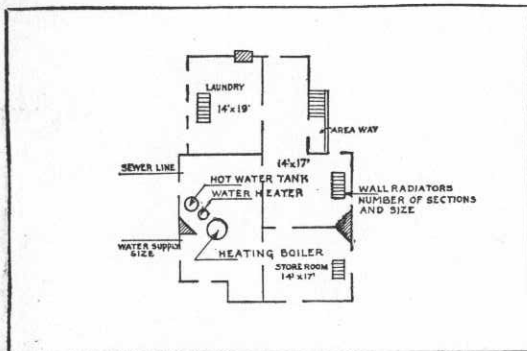


ADDITIONS AND INSTALLATIONS

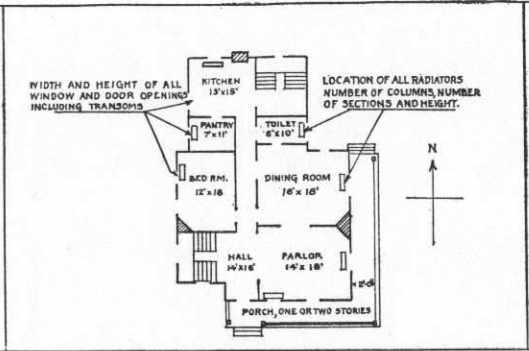
(Below enter chronologically all modifications, additions, introductions of water, sewer, lights, heating, etc.)

| DATE | | COST | DATE | | COST |
|----------|---|----------|---------|---|----------|
| 12-20-13 | Elevator installed with construction of building 2-ton capacity, #74792. Motor #472397; Style SAG 220V; 60C; 3 Ph.; 1200 RPM; Ser. #26-60 AOI | 215.00 | 7- 1-27 | Installation Refrigeration Plant, cont: Ice Tank Room; 8'5" X 18'5" X 11' | 8,860.00 |
| 4-13-18 | Heating apparatus installed in Drill Hall | 1,250.00 | 7- 5-27 | Installed in Gen. Mess; Meat Grinder, Enterprise; #1654; General Electric Motor #270045; Type KS 122 600; single phase; 12-8/10 Amp.; 110-220V; 1 HP; 900 RPM | 225.00 |
| 7- 5-20 | Fire escapes, Gen. Mess and Drill Hall; 2 openings; one 6' x 7' one 12' x 7' | 445.00 | 7- 5-27 | Installed in Gen. Mess; Meat Grinder, Enterprise; #3273; Century Motor #161196; Frame P7; 2 HP; 110-220V; 60C; 22-11 Amp.; 1750 RPM | 252.00 |
| 9-30-20 | Installed ventilators in Drill Hall | 150.00 | 7- 5-27 | Installed in Gen. Mess; Hobart Potato Washer; Model #200; Motor #223464; 3 HP; 110-220V; 60C; 3 Ph.; 5-1/10 Amp.; 1750 RPM | 257.00 |
| 11-20-25 | Installed Aluminum Kettle in Mess, #3, 100 gal. | 167.50 | 7- 5-27 | Installed in Gen. Mess; Read Reversible Dough Mixer #7151; Century motor #12212; Frame P10; 60C; 110-220V; 3-2/10 Amp.; 3 HP; 1750 RPM | 200.00 |
| 11-20-25 | Installed in C.H. Plant; Engine, Sampson, 12 HP | 225.00 | 7- 5-27 | Installed in Gen. Mess; Wagner Potato Peeler; Sterling motor #20; single phase; Model 9; 60C; 1/2 HP; 110-220V; 4.4 Amp.; 1750 RPM; #22530 | 119.00 |
| 1-18-26 | Installed in C.H. Plant; Whistle, Lonergan | 55.00 | 8- 1-27 | Installed in Bakery; Gen. Electric motor #83220; Type KT 150; 60C; 12-8/10 Amp.; 5 HP; 3 Ph.; 110-220V; 1800 RPM | 233.00 |
| 6-10-26 | Constructed Vestibule and Runway to General Mess Vestibule; 8' x 13'6". Runway; 36' x 9' | 1,147.50 | | | |
| 8- 2-27 | Installed in Gen. Mess; Machine, chopping, #18, Century Motor #183042; Frame P7; 2 HP; 110-220V; 60C; 22-11 Amp.; 1750 RPM | 225.00 | | | |
| 6-23-27 | Installed in C.H. Plant; Steam Pressure Gauge | 6.50 | | | |
| 7- 1-27 | Installed Refrigeration Plant; Compressor Room: 24'9" x 10' x 16' Vegetable Room: 15'3" x 9'6" x 11' Dairy Room: 15'3" x 8' x 11' Meat Room: 11'10" x 12' x 11' Ice Storage: 7'3" x 11'6" x 11' | | | | |

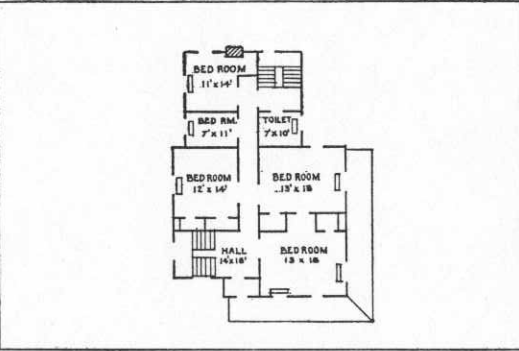
INSTRUCTIONS.—“a” State whether heated from central heating or by individual heating plants, stoves, furnaces, or fireplaces.
“b” State whether steam, vapor, hot water, or hot air.
“c” State whether gas, coal, oil, or central heating plant.



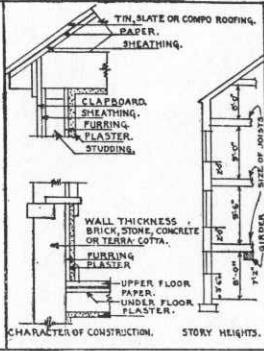
BASEMENT



FIRST FLOOR



SECOND FLOOR



DETAIL

IN SPACE BELOW SKETCH BASEMENT AND FLOOR PLANS OF BUILDINGS, GIVING DATA AS PER PLANS ABOVE

| | |
|--|--|
| | |
|--|--|

REMARKS

Activities located in Building No.22: General Mess; Brill Hall (Moving Picture); Central Heating Plant; Refrigerating Plant; Commissary Office and Storeroom; Clothing Room; Bakery; Machine Shop; Tailor Shop.

Oil ranges (2), manufactured by the John G. Ils Co., 829 Mission St., San Francisco, Calif.

The record of this building comprises three sheets, with photo showing different views on each sheet.

INSTRUCTIONS

If plans of building are available, forward copy of same showing information called for above. These plans should be checked against the building and any variations from same in the building as constructed should be noted.

If plans are not available make sketch plans and elevation in spaces above. The plans shown are typical of "quarters." Similar plans may be made for all types of buildings. There are 10 squares to the inch. Each square will represent 1', 2', 4', or 8', etc., as may be necessary to show entire building in the space allowed. Show inside dimensions and designation of each room. Indicate location of water and sewer connections. In space under heading "Details" show character of construction, story heights, etc.

11310
382
48
3056
1528
15758

Post Plan No.

O. Q. M. G.: Plan No. 1-970 Building No. 21

Place Fort McDowell, Angel Island, California (East Garrison)
 Designation of building Recruit Barracks, Capacity 800 Men
 Total cost, \$ 88000.00 Date completed June 23, 1913
 Material: Walls Concrete Foundation Concrete
 Roof Tile Floors Concrete
 Total floor area above basement, square feet 56000 Sq. ft. - 16.67 = 62,267
 Size: Main building 382'-2" x 48'-6" Wings (2) 30'-8" x 22' Basement 4,950 sq. ft.
 a Central Heating Plant. Height of first floor above ground 2'
 (How heated)
 b Steam. How lighted Electricity
 (Type of heat) Water connections Yes
 c Tobasco Heaters Sewer connections Yes
 (Type of domestic hot water heater) Gas connections None

COOKING RANGES INSTALLED
 Coal, No. None
 Gas, No. None
 Electric, No. None
 Oil, No. None
 Steam, No. None

METERS INSTALLED
 Gas, No. None
 Electric, No. 540372-4895229
6551916 & 13375075
 Oil, No. None
 Steam, No. None
 Water, No. None

REMOVE HEATERS



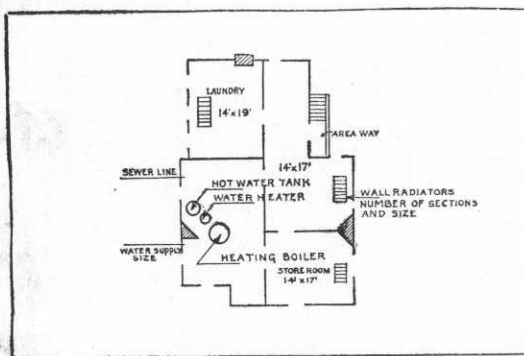
ADDITIONS AND INSTALLATIONS

(Below enter chronologically all modifications, additions, introductions of water, sewer, lights, heating, etc.)

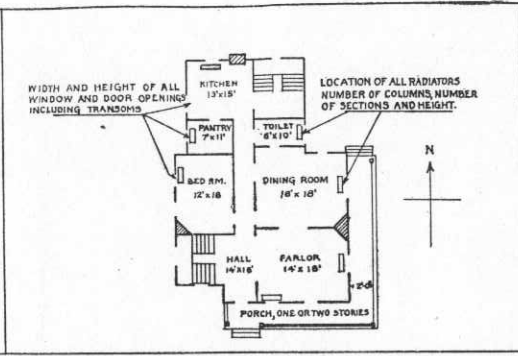
| DATE | | COST | DATE | | COST |
|----------|---|--------|---------|---|--------|
| 11/20/25 | 1-#400 Heater, Tobasco, hot water, installed | 227.50 | | Installation hot water tank, cont. | |
| 3/24/26 | Shelving installed in storeroom | 93.90 | | 2 Flanges, floor, 2" | .80 |
| 3/24/27 | 1-#200 Heater, Tobasco, hot water, installed | 121.00 | 3-15-32 | 4 Flanges, floor, 1" | .40 |
| 9/16/27 | Concrete walls for urinals, S.E. End of building | 98.80 | | Installed: Tank, hot water, riveted, w/manhole, shell 1/4" thick, with 30 ft. copper tubing, 2" | 124.00 |
| 11-15-27 | Partitions constructed, ground floor, making 5 rooms for N.C.O.'s, each 10' x 15' 7 1/2", center of building | 215.50 | | Regulator, tank, syphon, 1", #931 | 61.50 |
| 1-18-28 | Partition, metal lath and plaster, 8" thick, constructed 143' 2" from N. end of building, ground floor, to separate East Garrison Detachment from Casual Detachment | 115.40 | | Valve, relief, set 100 lbs., 1/2", #1156 | 2.67 |
| 5-20-31 | Installed, Tank, hot water, storage, ex. heavy, 36x96", with manhole and 2" brass steam coil, 2" outlet and outlet pipes, tapped for relief valve | 196.00 | | Trap, steam, float, inverted, 3/4", #981 | 9.18 |
| | Thermometer and Regulator, with the following: | 61.50 | | Thermometer, hot water, angle, 1/2" | .63 |
| | 1 Regulator, Automatic, 1", for hot water tank | 4.32 | 5-30-32 | Installed 2 doors, redwood, 5-panel, Colonial, 3' x 7' C.V. #749 | 7.80 |
| | 1 Valve, relief, water, 100 lb. pressure, brass | 7.86 | 6-29-32 | Installed Westinghouse Solaire Luminaries, ceiling type plain globe, #349220 lgth. 10-3/16" C.V. #830 three (3) installed | 7.62 |
| | 1 Trap, steam, Non-return, 1/2" | 1.10 | 7-29-32 | Installed 2 Lavatories, white vitreous china, 18 x 20", with NP chain stay #C-752-P-5 complete with 8 brackets. C.V. #55 | 32.40 |
| | 1 Thermometer, hot water, angle, 1/2" <i>60.830</i> | 2.90 | 6-30-33 | Installed: Five showerheads, N.P., 1/2 x 4" | 40.00 |
| | 4 Crosses, railing, 2", side outlet | 2.30 | 8-3-32 | Installed: Tank, hot water, riveted, complete with 25 ft. copper coil, manhole 3 x 7' CV #189 | 99.00 |
| | 4 Tees, railing, 2" | 2.30 | 5/20/31 | Removed Heaters, Hot Water, Tobasco #400 & #200 | 348.50 |
| | | | 1/26/35 | Installed 8 Holders, toilet paper-#30-H-105-(CY940) | 4.00 |

INSTRUCTIONS.—"a" State whether heated from central heating or by individual heating plants, stoves, furnaces, or fireplaces.
 "b" State whether steam, vapor, hot water, or hot air.
 "c" State whether gas, coal, oil, or central heating plant.

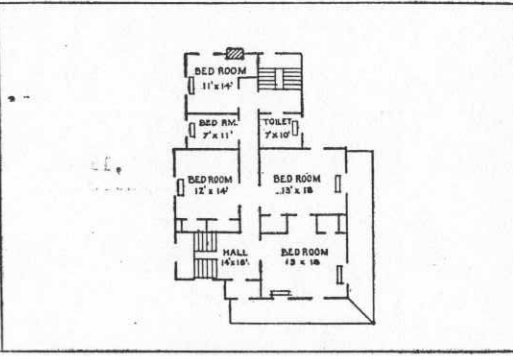
See reverse side of form.



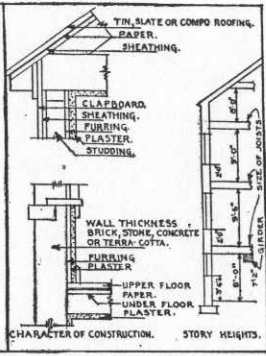
BASEMENT



FIRST FLOOR



SECOND FLOOR



DETAIL

IN SPACE BELOW SKETCH BASEMENT AND FLOOR PLANS OF BUILDINGS, GIVING DATA AS PER PLANS ABOVE

| | | |
|--|--|--|
| | | |
|--|--|--|

REMARKS

Radiators in Bldg # 21, 1 with 6 columns. 14 with 8 columns. 49 With 10 columns. 7 With 11 Columns.

INSTRUCTIONS


If plans of building are available, forward copy of same showing information called for above. These plans should be checked against the building and any variations from same in the building as constructed should be noted.

If plans are not available make sketch plans and elevation in spaces above. The plans shown are typical of "quarters." Similar plans may be made for all types of buildings. There are 10 squares to the inch. Each square will represent 1', 2', 4', or 8', etc., as may be necessary to show entire building in the space allowed. Show inside dimensions and designation of each room. Indicate location of water and sewer connections. In space under heading "Details" show character of construction, story heights, etc.

Post Plan No. _____

O. Q. M. G.: Plan No. 206-A Building No. 20

Place Fort McDowell, Angel Island, California. (East Garrison)
 Designation of building Guard House Capacity 6-cells & 5-Cages
 Total Cost, \$ 18000.00 Date completed August 9, 1913
 Material: Walls Concrete Foundation Concrete
 Roof Tile Floors Concrete
 Total floor area above basement, square feet 5100 Sq.ft.
 Size: Main building 68'-0" x 43'-7" Wings 68'-9" x 44'-0" Basement 2288 sq.ft.
 a Furnace: "Ideal", #W15-5 (517 sq.ft.Rad.) Height of first floor above ground 1'
 (How heated) CHP How lighted Electricity
 b Hot Water (Type of heat) Water connections Yes
 c Tobacco Heater No. 150 Sewer connections Yes
 (Type of domestic hot water heater) Gas connections None
 COOKING RANGES INSTALLED METERS INSTALLED
 Coal, No. None Gas, No. None
 Gas, No. None Electric, No. (408270) 10041288
 Electric, No. None Oil, No. None
 Oil, No. None Steam, No. None
 Steam, No. None Water, No. None



ADDITIONS AND INSTALLATIONS

(Below enter chronologically all modifications, additions, introductions of water, sewer, lights, heating, etc.)

| DATE | | COST | DATE | | DATE |
|---------|---|--------|---------|---|--------|
| 4/10/25 | 1 #15-5 Ideal boiler installed. | 140.00 | 8-20-41 | INSTALLED: Vou, C-329-2, 1 Heaters, unit, "Dunham" type, V75E, 1140 R.P.M., 60 cycle, single phase, 220 V., A.C., single speed, 10,500 B.T.U. | 21.65 |
| 2-18-32 | Installed: Temperature regulator, Fulton Syphon 3/8", for hot-water tank | 40.85 | | 1 ea Do., type V190E, 2 speed, 50,000 B.T.U. | 48.00 |
| 5-13-32 | Removed, 1 Heater, hot water, Tobacco, #150. D.V.#887 | 124.00 | | 2 ea Do., type V365E, 2 speed, 70,000 B.T.U. at 52.00 | 104.00 |
| 12-5-32 | Installed 2 showers, viz: Exposed mixing valve showers #C-4571-F, with 2 6" shower heads, #C-4860. CK 336 | 47.30 | | 1 ea Heaters, water, "Kleen Tube" No. 400-A, 75 lb. steam press., 125 lb. water press. @ 37.96 | 37.96 |
| 5/12/36 | Installed, meter electric, Westinghouse #10041288 CV 1457 | 7.50 | | 1 ea Gages, press. steam, size of dial 3-1/2", 0-30 lbs. graduations in ounces, 0-10 | 2.33 |
| 2-8-36 | Installed: 6 Bowls, Toilet | 84.00 | | 1 ea Regulators, temp. "Sarco" type, 2430, pilot operated type, for 5-15 lbs. W.H.P., 150-degree regulated temp., I.P.S. 3/4" | 66.86 |
| | 4 Urinals | 44.00 | | 4 ea Traps, steam, thermostatic, "Sarco" No. 9-2, I.P.S. 1/2" @ 6.80 | 27.20 |
| | 6 Lavatories | 44.10 | | 1 ea Traps, steam, float & thermostatic, 0-15 lbs. press., I.P.S. 1" | 8.60 |
| | 3 Tubs, Laundry | 30.00 | | 1 ea Trap, steam, float and thermostatic, 125 lbs. press. I.P.S. 1" | 14.97 |
| 5/17/38 | Installed: 3 Lavatories, barracks | 23.10 | | | |
| 1/21/39 | Installed: 6 ea Lavatories, vitreous-ware, shore, barracks, oval. Vou. No. C-912-A, 2 S.C.P. | 165.24 | | | |
| 6/24/40 | Installed: 1 Tank, (Water Closet) cast iron enameled 6-gallon capacity, Size 21" x 16-1/2" x 7-3/4" | 12.25 | | | |
| 7/11/40 | Vou. # D - 1656-0 - x2 - (NS) 30-S Strainers: | | | | |
| 6-21-40 | Stall - Urinal, Behive for 2" Drain ea | 2.40 | 2-16-42 | INSTALLED: Vou D-1454-2. 1 ea Lavat. y, Barracks, white vitreous China, w/o leg & sup. 21x18" #C1550 | 26.50 |
| | 1 Shower-Fixture; Industrial, Complete ea | 5.75 | | | |


INSTRUCTIONS—"a" State whether heated from central heating or by individual heating plants, stoves, furnaces, or fireplaces.
 "b" State whether steam, vapor, hot water, or hot air.
 "c" State whether gas, coal, oil, or central heating plant.

See reverse side of form.

Post Plan No.

O. Q. M. G.: Plan No. 174-A Building No. 19

Place Fort McDowell, Angel Island, California. (East Garrison)
Designation of building Post Exchange and Bowling Alley Capacity ..
Total cost, \$ 13998.00 Date completed March 1911
Material: Walls Concrete Foundation Concrete
Roof Tile Floors Wood
Total floor area above basement, square feet 10400 Sq. ft.
Size: Main building 94'-0" x 58'-0" Wing 0 x Basement 0
a Central Heating Plant (528 Sq. ft.) Height of first floor above
(How heated) ground 1 ft. 6"
b Steam. How lighted Electricity
(Type of heat) Water connections Yes
c Central Heating Plant. Sewer connections Yes
(Type of domestic hot water heater) Gas connections None
COOKING RANGES INSTALLED METERS INSTALLED
Coal, No. None Gas, No. None Electric, No. 347622; 1550255
Gas, No. None Oil, No. None (1288630 removed)
Electric, No. None Steam, No. None
Oil, No. None Water, No. None
Steam, No. None Electric, 7894497



ADDITIONS AND INSTALLATIONS

(Below enter chronologically all modifications, additions, introductions of water, sewer, lights, heating, etc.)

| DATE | | COST | DATE | | COST |
|----------|---|---------|----------|---|-------|
| 12/29/11 | Installed window shades | \$19.50 | 1/21/39 | Installed: 2 ea Urinals, bowl type, C.I. Porcelain | 22.00 |
| 1/9/12 | Installed window screens and doors. | 179.59 | | You. No. C-912-A. | |
| 3/5/26 | Addition of kitchen to restaurant 19'11" X 42'6" X 11'6" | 4725.00 | | Cost borne by Post Exchange. | |
| 5-13-29 | Switch, Trumbull, Type C, 100 Amp. 250 V., 3-pole. | 11.90 | 11/22/13 | Removed from Building: V. No. 1018-2 1- ea Meter Elect. (Gen Elect) #13509357 1- ea. Meter, Elect. (Gen. Elect) #31724222 1- ea. Meter, Elect. (Sangamo) # 1286345 | |
| 2-26-30 | Installed Switches, Trumbull, Ser. #40321 (2) | 7.50 | | | |
| 5-30-32 | Installed 1 door, screen, Sugar Pine, 3' x 7' | 5.10 | | | |
| | Installed 4 doors, screen, 1/2, 2'6" x 7' C.V. 749 | 8.70 | | | |
| 6-29-32 | Installed Fulton Siphon Temperature Regulator, 1/2", Style #931D, Ser. #70714, for tempera- tures 140 to 180° C.V. #830. | 60.00 | | | |
| 10/24/34 | Urinal removed from latrine of Barber Shop- Broken after removal-(See B/O proceedings of 11/8/34) Not taken up on Property Account- (File 334.7) - | 5.00 | | | |
| 2-8-36 | Installed: 2 Bowls, Toilet | 28.00 | | | |
| | 4 Urinals | 161.20 | | | |
| | 1 Sink, Kitchen | 31.75 | | | |
| | 5 Lavatories | 36.75 | | | |
| | 1 Tub, Laundry | 10.00 | | | |

INSTRUCTIONS.—"a" State whether heated from central heating or by individual heating plants, stoves, furnaces, or fireplaces.
"b" State whether steam, vapor, hot water, or hot air.
"c" State whether gas, coal, oil, or central heating plant.

See reverse side of form.

Place Fort McDowell, Angel Island, California. (East Garrison)

Designation of building Hospital Capacity 55 beds

Total cost, \$ 55,500.00 Date completed June, 1916.

Material: Walls Concrete Foundation Concrete

Roof Tile Floors Concrete (Terrazzo)

Total floor area above basement, square feet 20,820.

Size: Main building 199'0" X 37'0" Wings 0 Basement None

a Furnace 3500 sq.ft. rad. Height of first floor above ground 2'
(How heated)

b Hot Water How lighted Electricity
(Type of heat)

c Tobasco Heater #400, Water connections Yes
(Type of domestic hot water heater) Sewer connections Yes
Gas connections No

COOKING RANGES INSTALLED

Coal, No. 2 - No. 5 Ranges

Gas, No. None

Electric, No. None

Oil, No. None

Steam, No. None

METERS INSTALLED

Gas, No. None 3597742

Electric, No. 5259596 -1443123

Oil, No. None

Steam, No. None

Water, No. None



ADDITIONS AND INSTALLATIONS

(Below enter chronologically all modifications, additions, introductions of water, sewer, lights, heating, etc.)


| DATE | COST | DATE | COST |
|----------|----------|----------|--------|
| 8-10-19 | 115.00 | 6-6-29 | 605.05 |
| 12-30-19 | 5,397.06 | | 605.05 |
| 1-10-20 | 350.00 | | |
| 3-15-27 | 18.00 | | |
| 10-5-27 | 14.00 | | |
| 2-15-28 | 140.00 | 6-25-29 | 4.95 |
| | 450.50 | | 3.30 |
| | 154.55 | | 2.50 |
| 3-5-28 | 60.00 | | 54.78 |
| 3-10-28 | 225.00 | | 14.30 |
| 4-23-28 | 110.88 | 9-5-29 | 13.00 |
| 5-7-28 | 77.00 | 10-18-29 | 115.90 |
| | 9.90 | | 19.90 |
| 6-6-28 | 297.50 | 10-28-29 | 8.00 |
| | 221.52 | 8-6-30 | 206.45 |
| 12-23-28 | 411.45 | | |
| 12-29-28 | 27.50 | 11-4-30 | 37.10 |
| | 93.00 | | |

INSTRUCTIONS.—“a” State whether heated from central heating or by individual heating plants, stoves, furnaces, or fireplaces.
“b” State whether steam, vapor, hot water, or hot air.
“c” State whether gas, coal, oil, or central heating plant.

Post Plan No.

O.Q.M.C.: Plan No. 4-1062 Building No. P-17

Place Port McDowell, Angel Island, California (East Garrison)
Designation of building Electric Light Sub-Station Capacity 2-Trans.
Total cost, \$ 1,775.00 Date completed May, 1912.
Material: Walls Stucco over wood frame Foundation Concrete
Roof Composition Roofing. Floors Wood flooring and concrete.
Total floor area above basement, square feet 850-3/4
Size: Main building 45'2" X 10' Wings None Basement None
a Central Heating Plant Height of first floor above
(How heated) ground Ground level
b Steam How lighted Electricity
(Type of heat) Water connections 3/4"
c Electric - Thermador No. 2203 Sewer connections 4"
(Type of domestic hot water heater) Gas connections None



| COOKING RANGES INSTALLED (Give quantity and size) | REFRIGERATORS INSTALLED (Give quantity and size) | METERS INSTALLED (Give quantity and capacity) |
|--|---|--|
| Coal <u>None</u> | Gas <u>None</u> | Gas <u>None</u> |
| Gas <u>None</u> | Electric <u>None</u> | Electric <u>1- ea.</u> |
| Electric <u>None</u> | Ice <u>None</u> | Oil <u>None</u> |
| Oil <u>None</u> | | Steam <u>None</u> |
| Steam <u>None</u> | | Water <u>None</u> |

ADDITIONS AND INSTALLATIONS

(Below enter chronologically all modifications, additions, introductions of water, sewer, lights, heating, etc.)

| DATE | | COST | DATE | | COST |
|----------------|--|-------------------|------|--|------|
| <u>12-1-41</u> | <u>Expenditures from 6/15/12 to 11/1/41.</u> | <u>\$1,223.72</u> | | | |
| <u>12-1-41</u> | <u>General Rehabilitation and extension to north end (15'6" X 10') completed 11/7/41. Total cost includes: \$2842.55 WPA Labor; \$264.48 WPA Material and \$49.00 B&Q material and installations incident thereto.</u> | <u>\$3,257.03</u> | | | |
| | | | | | |
| | | | | | |
| | | | | | |
| | | | | | |

INSTRUCTIONS.—“a” State whether heated from central heating or by individual heating plants, stoves, furnaces, or fireplaces.
“b” State whether steam, vapor, hot water, or hot air.
“c” State whether gas, coal, oil, or central heating plant.

See reverse side of form.

Post Plan No. _____


O.Q.M.G.: Plan No. L-1062 Building No. P-17

Place Fort McDowell, Angel Island, California (East Garrison)
 Designation of building Electric Light Sub-Station Capacity 3-Trans.
 Total cost, \$ 1,775.00 Date completed May, 1912.
 Material: Walls Stucco over wood frame. Foundation Concrete
 Roof Composition Roofing Floors Wood flooring and concrete.
 Total floor area above basement, square feet 850-3/4
 Size: Main building 7'6" X 10' Wings None Basement None
 a Central Heating Plant Height of first floor above ground None
 (How heated) Steam Ground level Electricity
 b Electric - Thermador No. 8803 How lighted Electricity
 (Type of heat) None Water connections 3/4"
 c Electric - Thermador No. 8803 Sewer connections 4"
 (Type of domestic hot water heater) Gas connections None

COOKING RANGES INSTALLED
(Give quantity and size)
 Coal None
 Gas None
 Electric None
 Oil None
 Steam None

REFRIGERATORS INSTALLED
(Give quantity and size)
 Gas None
 Electric None
 Ice None

METERS INSTALLED
(Give quantity and capacity)
 Gas None
 Electric 1- ea.
 Oil None
 Steam None
 Water None



ADDITIONS AND INSTALLATIONS

(Below enter chronologically all modifications, additions, introductions of water, sewer, lights, heating, etc.)

| DATE | | COST | DATE | COST |
|---------|--|-------------|------|------|
| 12-1-41 | Expenditures from 6/15/12 to 11/1/41. | \$ 1,223.72 | | |
| 12-1-41 | General Rehabilitation and extension to North end (15'6" X 19'), completed 11/7/41. Total cost includes: \$2843.55 WPA Labor, \$364.48 WPA material and \$49.00 B&Q material and installations incident thereto. | \$2,257.03 | | |
| | | | | |
| | | | | |
| | | | | |
| | | | | |
| | | | | |
| | | | | |
| | | | | |
| | | | | |
| | | | | |
| | | | | |
| | | | | |
| | | | | |
| | | | | |
| | | | | |
| | | | | |
| | | | | |
| | | | | |
| | | | | |
| | | | | |
| | | | | |
| | | | | |
| | | | | |
| | | | | |

INSTRUCTIONS.—"a" State whether heated from central heating or by individual heating plants, stoves, furnaces, or fireplaces.
 "b" State whether steam, vapor, hot water, or hot air.
 "c" State whether gas, coal, oil, or central heating plant.

See reverse side of form.

Post Plan No.

O.Q.M.G.: Plan No. 4-1062 Building No. P-17

Place Fort McDowell, Angel Island, California (East Garrison)
 Designation of building Electric Light Sub-Station Capacity T-trans.
 Total cost, \$ 1,775.00 Date completed May, 1912.
 Material: Walls Stucco over wood frame Foundation Concrete
 Roof Composition Roofing. Floors Wood flooring and concrete.
 Total floor area above basement, square feet 850-3/4
 Size: Main building 45'6" X 19' Wings None Basement None
 a Central Heating Plant Height of first floor above
 (How heated) ground Ground Level
 b Steam How lighted Electricity
 (Type of heat) Electric- Thermador No. 8803
 c Electric- Thermador No. 8803 Water connections 2/4"
 (Type of domestic hot water heater) Sewer connections 4"
 Gas connections None

Photograph 3 1/4" x 5 1/2"

| COOKING RANGES INSTALLED | REFRIGERATORS INSTALLED | METERS INSTALLED |
|--------------------------|--------------------------|------------------------------|
| (Give quantity and size) | (Give quantity and size) | (Give quantity and capacity) |
| Coal <u>None</u> | Gas <u>None</u> | Gas <u>None</u> |
| Gas <u>None</u> | Electric <u>None</u> | Electric <u>1- ea.</u> |
| Electric <u>None</u> | Ice <u>None</u> | Oil <u>None</u> |
| Oil <u>None</u> | | Steam <u>None</u> |
| Steam <u>None</u> | | Water <u>None</u> |

ADDITIONS AND INSTALLATIONS

(Below enter chronologically all modifications, additions, introductions of water, sewer, lights, heating, etc.)

| DATE | | COST | DATE | COST |
|---------|--|------------|------|------|
| 12-1-41 | Expenditures from 6/15/12 to 11/1/41. | \$1,223.72 | | |
| 12-1-41 | General Rehabilitation and extension to north end (15'6" X 19') completed 11/7/41. Total cost includes \$2843.55 WPA Labor, \$264.48 WPA material and \$49.00 B&Q material and installations incident thereto. | \$3,257.03 | | |
| 3-11-42 | INSTALLED: Vou C-1712-2. 3 ea Transformers, non-inflammable, vault type, 150 KVA, 11 K.V. primary, 2400 volt secondary single phase, 60 cycle, Delta three phase, equipped with wiping sleeves. @ 1077.12 | 3,231.36 | | |
| | 1 ea Transformer, vault type, 10 KVA, constant current, wiping sleeves, for street lighting service per specifications for (cubicle switch-board) page 22,23 of invitation No. QM 6616-41-109 @ 495.80 | 495.80 | | |

INSTRUCTIONS.—“a” State whether heated from central heating or by individual heating plants, stoves, furnaces, or fireplaces.
 “b” State whether steam, vapor, hot water, or hot air.
 “c” State whether gas, coal, oil, or central heating plant.

Post Plan No.

O. Q. M. C.: Plan No. 4-1062 Building No. 17

Place Fort McDowell, Angel Island, California. (East Garrison)
 Designation of building Electric Light Sub-Station Capacity 5,000 cu.ft.
 Total cost, \$ 1,775.00 Date completed May 1912
 Material: Walls Concrete Foundation Concrete
 Roof Plate Floors Concrete
 Total floor area above basement, square feet 446
 Size: Main building 29' 9" X 19' 0" Wings None Basement None
 a Stove Height of first floor above ground Ground Level
 (How heated) Electricity
 b Coal How lighted Electricity
 (Type of heat) None
 c None Water connections None
 (Type of domestic hot water heater) Sewer connections None
 Gas connections None

Photograph 3 1/4" x 5 1/2"

COOKING RANGES INSTALLED

Coal, No. None
 Gas, No. None
 Electric, No. None
 Oil, No. None
 Steam, No. None

METERS INSTALLED

Gas, No. None
 Electric, No. See below
 Oil, No. None
 Steam, No. None
 Water, No. None

ADDITIONS AND INSTALLATIONS

(Below enter chronologically all modifications, additions, introductions of water, sewer, lights, heating, etc.)

| DATE | | COST | DATE | COST |
|----------|---|---------|------|------|
| 12-24-29 | 1-Meter, Watthour, Type O B #426568, 75 Amp., 2000/100 V., 3 Ph., 3 Wire, 60 C., Serial No. 9511561. ✓ | 34.68 ✓ | | |
| | 2-Transformers, Westinghouse, Type N A, 7500 V., Style #519622A, Serial Nos. 162541; 1625920. | 140.60 | | |
| 7-14-33 | Installed: Panel, asbestos, ebony, 92 x 30 x 1/2" C.K. # 27 | 42.75 ✓ | | |
| 5/15/36 | Installed, Meter, Watt Hour, Duncan #1250759 C-1442 | 12.57 | | |
| 2-8-36 | Installed: 1 Lavatory | 7.35 | | |
| 10/14/39 | Installed on Vou C-609; 1 ea Switch, oil, F.K. 33, G.E., 2 overload coils, 2300 Amp, 4500 V. | 74.50 ✓ | | |
| 10-8-41 | INSTALLED: Vou. C-4-42; 1 ea Heater, water, electric, "Thermador" #8803 | 50.00 | | |
| 11-22-41 | Removed from Building: 11018-7 1- Ea. Meter, Elect (Gen. Elect) No. 2848668 1- Ea. Meter, Elect (Westinghouse) No. 9511561 1- Ea. Meter, Block, H. Pole (States Mfg. Co.) ✓ | 56.68 | | |
| 6-2-42 | INSTALLED: Vou C-2246-2. 1 ea Transformer, Maloney No. 291829 | 75.00 | | |

INSTRUCTIONS.—"a" State whether heated from central heating or by individual heating plants, stoves, furnaces, or fireplaces.

"b" State whether steam, vapor, hot water, or hot air.

"c" State whether gas, coal, oil, or central heating plant.

See reverse side of form.

REVISED COPY

O. Q. M. G.: Plan No. 4-1062 Building No. 17

Place Fort McDowell, Angel Island, California. (East Garrison)

Designation of building Electric Light Sub-Station Capacity 6000

Total cost, \$ 1,775.00 Date completed May 1912

Material: Walls Concrete Foundation Concrete

Roof Slate Floors Concrete

Total floor area above basement, square feet 446 857

Size: Main building 29' 9" X 19' 0" Wings None Basement None

a Stove (How heated) Height of first floor above ground Ground Level

b Coal (Type of heat) How lighted Electricity

c None (Type of domestic hot water heater) Water connections None

Sewer connections None

Gas connections None

COOKING RANGES INSTALLED METERS INSTALLED


Coal, No. None Gas, No. None

Gas, No. None Electric, No. 546498 & 538531

Electric, No. None ~~None~~ 551561

Oil, No. None Steam, No. None

Steam, No. None Water, No. None



ADDITIONS AND INSTALLATIONS

(Below enter chronologically all modifications, additions, introductions of water, sewer, lights, heating, etc.)

| DATE | | COST | DATE | | COST |
|----------|---|--------|----------|--|--------|
| 6-15-12 | 1-Meter, Master, Watthour, Westinghouse: polyphase integrating; Style # A C 88659 Serial #546498 | 123.50 | 11-20-28 | 1-Transformer, Regulating, Westinghouse, Constant Current for series incandescent lamps, 4 K.V. A 4 A., 2200 V., 60 C., Style #120332, Serial # 272025 | 115.00 |
| | 1-Ammeter, Westinghouse, Type T M, Style #155981 Serial #150493 | 57.40 | 12-18-28 | 1-Time Switch, Anderson, Type L, #3322. 25 A., 3300 V. | 18.40 |
| | 1-Meter, Watthour, Westinghouse, Integrating, 5 Amp., 200 V., Style #88659, Serial #538531 | 33.00 | | 1-Switch Board, 7-1/2" X 6' | 12.50 |
| | 1-Meter, Watthour, Thomson, high torque, #2020 | 28.50 | 12-24-29 | 1-Terminals, Set, consisting of 4 test terminals #8361692 current; 3 voltage test terminals # 8281443 and 2 Link, #8275984 | 7.42 |
| | 1-Meter, Watthour, Thomson, high torque, #2436 | 28.50 | | 3-Switches, Disconnecting, G.E., #1960058 G 2 | 24.00 |
| | 1-Meter, Watthour, Thomson, high torque, #2040666 | 22.50 | | 2-Transformers, Current, Westinghouse, 30 Amp., to 5 Amp., Type K A, Style #125004 | 77.48 |
| | Type I, 10 Amp., 212/220 V. Recorder | 22.50 | | 2-Transformers, Current, Westinghouse, 40 to 5 A, Type K A, Style #125005 | 86.00 |
| | 3-Meters, K W Indicating, Westinghouse, Style # 88659, Serial Nos. 143520, 143521, 143526 | 101.00 | | 1-Transformer, Current, Westinghouse, 10 to 5 A, Type K A, Style #125001 | 32.40 |
| | 1-Voltmeter, Bristol Recording, #35857 | 28.75 | | 1-Transformer, Current, Westinghouse, 5 to 5 A, Type K A, Style #125000 | 31.60 |
| | 1-Circuit Breaker, Oil, Westinghouse, Type F, Single Ph.: 2200 V., Style #423853 (Controlling Street Lighting System) | 55.00 | | 1-Block, meter connecting, Mfgd. by State Elec Co | 8.00 |
| | 1-Circuit Breaker, Oil, Westinghouse, Type F, 3 Ph., 4500 V., 100 Amp., Style #423854 (Controlling Distributing System) | 55.00 | | | |
| 11-20-28 | 1-Circuit Breaker, Oil, Westinghouse, Type F K, 33 200 A., 4500 V., P. 2906, #2883228 T 67. | 52.50 | | | |

INSTRUCTIONS.—"a" State whether heated from central heating or by individual heating plants, stoves, furnaces, or fireplaces.
"b" State whether steam, vapor, hot water, or hot air.
"c" State whether gas, coal, oil, or central heating plant.

3654
3432
7036

Post Plan No.

O. Q. M. G.: Plan No. 253 Building No. P-16

Place Fort McDowell, Angel Island, California (East Garrison)
 Designation of building Administration Building Capacity _____
 Total cost, \$ 7,075. Date completed July, 1911.
 Material: Walls Concrete Foundation Concrete
 Roof Tile Floors Wood
 Total floor area above basement, square feet 4774
 Size: Main building 56' X 34' Rear- Wings (10' X 44' X 2) (8' X 10') Basement None
 a Central Heating Plant Height of first floor above ground 2'
 (How heated)
 b Steam How lighted Electricity
 (Type of heat)
 c Central Heating Plant Water connections 1- inch
 (Type of domestic hot water heater) Sewer connections 6- inch
 Gas connections None



COOKING RANGES INSTALLED
 Coal, No. None
 Gas, No. None
 Electric, No. None
 Oil, No. None
 Steam, No. None

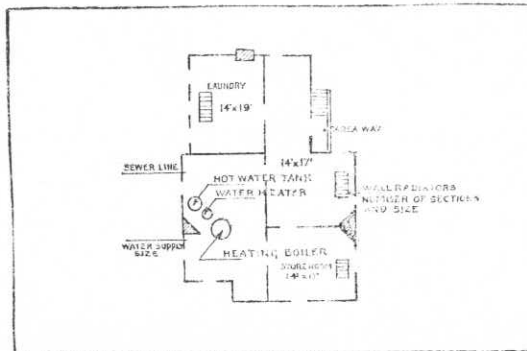
METERS INSTALLED
 Gas, No. None
 Electric, No. 1- ea.
 Oil, No. None
 Steam, No. None
 Water, No. None

ADDITIONS AND INSTALLATIONS

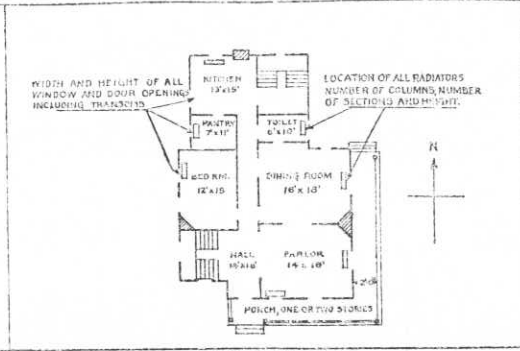
(Below enter chronologically all modifications, additions, introductions of water, sewer, lights, heating, etc.)

| DATE | | COST | DATE | COST |
|---------|--|-----------|------|------|
| | Expenditures from 12/29/11 to 5/10/38. | \$1340.37 | | |
| 3-16-42 | General Rehabilitation. Total cost includes \$467.69 Electric re-wiring, \$838.18 carpentry, \$343.41 Plastering, \$540.87 interior and exterior painting and \$223.29 for repairs to roofing. | \$2413.44 | | |
| | | | | |
| | | | | |
| | | | | |
| | | | | |
| | | | | |
| | | | | |
| | | | | |
| | | | | |
| | | | | |
| | | | | |
| | | | | |
| | | | | |
| | | | | |
| | | | | |

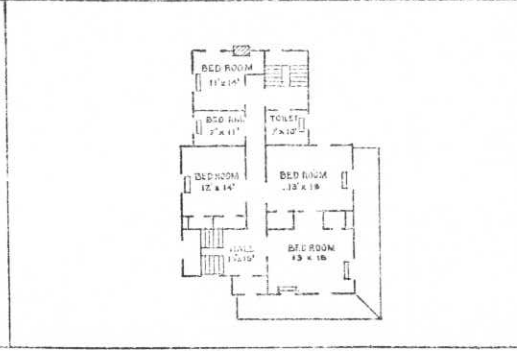
INSTRUCTIONS.—“a” State whether heated from central heating or by individual heating plants, stoves, furnaces, or fireplaces.
 “b” State whether steam, vapor, hot water, or hot air.
 “c” State whether gas, coal, oil, or central heating plant.



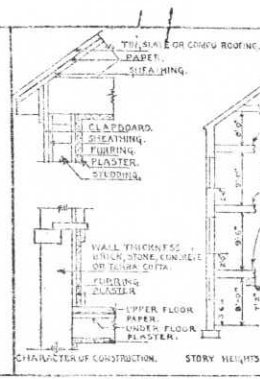
BASEMENT



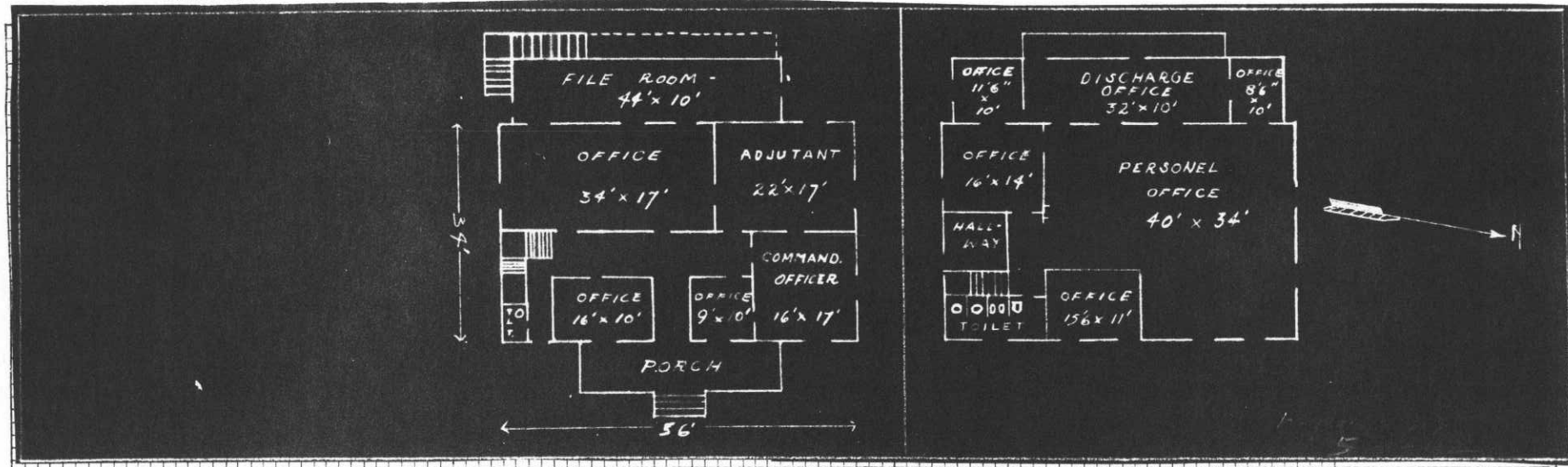
FIRST FLOOR



SECOND FLOOR



DETAIL



REMARKS

INSTRUCTIONS

If plans of building are available, forward copy of same showing information called for above. These plans should be checked against the building and any variations from same in the building as constructed should be noted.

If plans are not available make sketch plans and elevation in spaces above. The plans shown are typical of "quarters." Similar plans may be made for all types of buildings. There are 10 squares to the inch. Each square will represent 1', 2', 4', or 8', etc., as may be necessary to show entire building in the space allowed. Show inside dimensions and designation of each room. Indicate location of water and sewer connections. In space under heading "Details" show character of construction, story heights, etc.

Post Plan No.

O. Q. M. G.: Plan No. 253 Building No. 16 - P

Place Fort McDowell, Angel Island, California. (East Garrison)
 Designation of building Administration Building Capacity _____
 Total cost, \$ 7,075.00 Date completed July, 1911.
 Material: Walls Concrete Foundation Concrete
 Roof Tile Floors Wood
 Total floor area above basement, square feet 3,200.15 X 34 X 2 + 10,004 X 2 (8 1/2' X 10') 4788
 Size: Main building 56'0" X 34'0" Wing (2'0" X 16'0") Basement 1, one
 a Central Heating Plant (How heated) _____ Height of first floor above ground 2'
 b Steam (Type of heat) _____ How lighted Electricity
 c Central Heating Plant. (Type of domestic hot water heater) _____
 Water connections Yes
 Sewer connections Yes
 Gas connections No
COOKING RANGES INSTALLED
 Coal, No. None
 Gas, No. None
 Electric, No. None
 Oil, No. None
 Steam, No. None
METERS INSTALLED
 Gas, No. None
 Electric, No. 548809
 Oil, No. None
 Steam, No. None
 Water, No. None



ADDITIONS AND INSTALLATIONS

(Below enter chronologically all modifications, additions, introductions of water, sewer, lights, heating, etc.)

| DATE | | COST | DATE | | COST |
|----------|---|--------|---------|--|-------|
| 12-29-11 | Installed window shades | 22.75 | 2-8-36 | Installed: 1 Bowl, Toilet | 56.00 |
| 1- 9-12 | Installed door and window screens | 104.50 | | 2 Urinals | 22.00 |
| 6-15-18 | Additional room added 9' X 14' 10 X 10 | 307.39 | | 1 Lavatory | 7.35 |
| 9-12-26 | Two story addition, frame, 10' X 45'4" | 600.00 | | 1 Tubs, Laundry | 10.00 |
| 9-27-26 | Extention electric wiring 10' X 44' | 20.28 | | 38 Screens, Window | 57.00 |
| 10- 9-26 | Installed three additional doors, 2'8" X 6'8" | 10.50 | | 3 Screens, Door | 10.50 |
| | Installed eight additional windows, 3' X 5'9" | 80.80 | 8-27-37 | Installed, CV-243-8: | |
| 3-15-27 | Installed eight additional window shades | 14.50 | | 6 Pa. shades, window, green, jamb type, size 39-7/8 x 70" with brackets. | 6.48 |
| 3- 3-28 | 1st Floor: Window cut through outside wall in Sgt. Major's Office: window frame | 26.00 | 9-25-37 | Removed: DV-163-8: | |
| | Window cut between hall and file room: window frame 3' X 5'8" | 26.50 | | 3 Pa. shades, window, w/ fixtures complete, 40 x 72" | 2.70 |
| | Wall removed between Sgt. Major's office and File Room: | 5.50 | 5/10/38 | 3 Pa. shades, window, w/ fixtures, complete, 40 x 75" | 5.70 |
| | 2nd Floor: Window cut through outside wall of Pay Office: 2'10" X 5'6": | 25.75 | | Installed: 1 Radiator, 11 sect. 3 col. 24" | 6.27 |
| 2-25-29 | Installed slop sink, 16" X 16" | 24.80 | | | |
| 12-5-30 | Installed Shades, window, w/ fixtures, complete, viz: | | | | |
| | 3 - green, 40 x 72" | 2.70 | | | |
| | 5 - green, 40 x 75" | 5.70 | | | |

INSTRUCTIONS.—"a" State whether heated from central heating or by individual heating plants, stoves, furnaces, or fireplaces.
 "b" State whether steam, vapor, hot water, or hot air.
 "c" State whether gas, coal, oil, or central heating plant.

Place Fort McDowell, Angel Island, California (East Garrison)
 Designation of building Officer's Quarters Capacity 4 Co. Off.
 Total cost, \$ 29,230.00 Date completed August, 1916.
 Material: Walls Concrete Foundation Concrete
 Roof Tile Floors Wood floor and flooring.
 Total floor area above basement, square feet 9000
 Size: Main building 140'11" X 35' 10" Wings None Basement 28' X 30' (Each)
 a Central Heating Plant Height of first floor above ground 2'6"
 (How heated)
 b Steam How lighted Electricity
 (Type of heat)
 c C.H.P. Water connections 1 1/2"
 (Type of domestic hot water heater) Sewer connections 6"
 Gas connections None

| | | |
|--|---|--|
| COOKING RANGES INSTALLED <small>(Give quantity and size)</small> | REFRIGERATORS INSTALLED <small>(Give quantity and size)</small> | METERS INSTALLED <small>(Give quantity and capacity)</small> |
| Coal <u>2-ea. US #3</u> | Gas <u>None</u> | Gas <u>None</u> |
| Gas <u>None</u> | Electric <u>None</u> | Electric <u>8-ea.</u> |
| Electric <u>4 ea. 4-burner</u> | Ice <u>None</u> | Oil <u>None</u> |
| Oil <u>None</u> | | Steam <u>None</u> |
| Steam <u>None</u> | | Water <u>None</u> |

O.P. 765-02-2-19
O.P. 65-2-02-175



ADDITIONS AND INSTALLATIONS

(Below enter chronologically all modifications, additions, introductions of water, sewer, lights, heating, etc.)

| DATE | | COST | DATE | COST |
|---------|--|--------------|------|------|
| 5-27-40 | Expenditures from 12/29/11 to date. | \$1,572.75 | | |
| 3-25-42 | General Rehabilitation completed by WPA from WPA funds. Total cost includes \$39,742.53 WPA labor and \$15,252.05 for WPA material and installations incidental thereto. | \$ 54,994.58 | | |
| | <i>As installed 12/29/11 to date</i> | | | |
| | | | | |
| | | | | |
| | | | | |
| | | | | |
| | | | | |
| | | | | |
| | | | | |
| | | | | |
| | | | | |
| | | | | |
| | | | | |
| | | | | |
| | | | | |
| | | | | |

INSTRUCTIONS.— "a" State whether heated from central heating or by individual heating plants, stoves, furnaces, or fireplaces.
 "b" State whether steam, vapor, hot water, or hot air.
 "c" State whether gas, coal, oil, or central heating plant.

Post Plan No. _____

O. Q. M. G.: Plan No. 270-A Building No. 12-13-14
8, 15

Place Fort Mc Dowell, Ansel Island, California.
 Designation of building Officers Quarters Capacity 2-Capts. 2-1st
 Total Cost, \$ 29230.00 Date completed August 1916
 Material: Walls Concrete Foundation Concrete
 Roof Tile Floors Wood
 Total floor area above basement, square feet 9000
 Size: Main building 140'-1" X 35'-10" Wings 0 Basement 3889 sq.ft.
 a Radiators 846 Sq.ft. (Furnace) Height of first floor above ground 2 ft 6"
 (How heated)
 b Hot Water How lighted Electricity
 (Type of heat) Water connections Yes
 c Sewer connections Yes
 (Type of domestic hot water heater) Gas connections None
 COOKING RANGES INSTALLED METERS INSTALLED
 Coal, No. None Gas, No. None (3745514 ✓ 3752688 ✓)
 Gas, No. None Electric, No. None (3752572 ✓ - 4567352 ✓)
 Electric, No. 4 - Westinghouse, Console Type. Oil, No. None (14869130 ✓)
 Oil, No. None Steam, No. None
 Steam, No. None Water, No. None (14505419 ✓ - 14869272 ✓)



ADDITIONS AND INSTALLATIONS

(Below enter chronologically all modifications, additions, introductions of water, sewer, lights, heating, etc.)

| DATE | DESCRIPTION | COST | DATE | DESCRIPTION | DATE |
|----------|---|---------------------------------------|----------|---|------------------|
| 12-29-11 | Window shades installed Screen doors and windows installed | 59.00 346.44 | 11-6 | Installed 1 Regulator, temperature, "Fulton - Sylphon", for hot water tank, 3/8" | 40.85 ✓ |
| 9-20-29 | Installed one Heater, water, coal burning, #15-1 with hot water storage tank with coil, 600 gallon capacity | 110.00 ✓ | 11-27 | Installed Shades, window, cream-colored, viz: 8 - 40" x 72" 5 - 40" x 60" | 7.28 ✓ 4.05 ✓ |
| 11-14-29 | Coal cooking ranges replaced by electric cooking ranges, Westinghouse Console Type, style #471110, Qrs. #12-#174017; #13-#174051; #14-#182601; #15-#178549, each range equipped with regulating clock, \$59.52 each | 238.08 ✓ | 10-20-31 | Removed four Ranges, electric, console type, 3-Burner, Westinghouse, Style #471110, and taken up on Property Account | 238.08 ✓ |
| 11-14-29 | Electric meters as follows: Qrs. #12-#14809130 ✓ Qrs. #13-#14809240 ✓ Qrs. #14-#14809419 ✓ Qrs. #15-#14809872 ✓ in connection with electric ranges. | 55.00 ✓ | 2-26-32 | Installed: in #15: 2-Brackets, silver and black, M-2511 | 6.94 ✓ |
| 2-5-30 | Switches, Trumbull, 3-pole, 60 Amp., 250V, #45322 (4) | 22.60 ✓ | 2-24-33 | Installed: Linoleum, "RUBY", Pattern #3500, 30 sq. yds. C.Y. #528 1/2 Qrs. #15. | 43.50 ✓ |
| 2-20-30 | 1 ea Lamp, Genco, "Ivanhoe", suspension type, complete glassware #5243, with suspension type hanger-#787, & lavolier switch | 3.98 ✓ | 10-6-33 | Removed: One (1) Heater, hot water, coal burning #15-1 (supplying the quadruple set) 7-1-23 | 110.00 ✓ |
| 11-6-31 | Installed 1 tank, hot water, horizontal, circulating, 1/4" shell, 3/8" head, 30" Diam., 84" long, 350 gals. capacity, 100 lbs. pressure | 80.00 ✓ | 9-25-33 | Installed, Fixtures, electric light, in No. 9 | 8.75 ✓ |
| | | | 11-20-33 | Installed in #12, Fixtures, electric light, viz: 1-#2405, 6-light, roman bronze 1-#109, 1-light, white with unit, #900 1-#2608, 1-light, with white shade, #264 | 1.60 ✓ .60 ✓ |

INSTRUCTIONS—"a" State whether heated from central heating or by individual heating plants, stoves, furnaces, or fireplaces.
 "b" State whether steam, vapor, hot water, or hot air.
 "c" State whether gas, coal, oil, or central heating plant.

See reverse side of form.

Post Plan No.


O. Q. M. C.: Plan No. 270-A Building No. P. 8, 9, 10, 11

Place Fort McDowell, Angel Island, California (East Garrison)
 Designation of building Officer's Quarters (4-family) Capacity 4-Co. Off.
 Total cost, \$ 23,259.00 Date completed August, 1911.
 Material: Walls Concrete Foundation Concrete
 Roof Tile Floors Wood floor and flooring.
 Total floor area above basement, square feet 9000
 Size: Main building 170'11" X 35'10" Wings None Basement 28'X30' (Each)
 a Central Heating Plant Height of first floor above ground 3' 6"
 (How heated)
 b Steam How lighted Electricity
 (Type of heat) Water connections 1 1/2"
 c C.H.P. Sewer connections 6"
 (Type of domestic hot water heater) Gas connections None

COOKING RANGES INSTALLED
 Coal, No. 3-ea. US#3
 Gas, No. None
 Electric, No. 4-ea. 4-burner
 Oil, No. None
 Steam, No. None

REFRIGERATORS
None

METERS INSTALLED
 Gas, No. None
 Electric, No. 8-each
 Oil, No. None
 Steam, No. None
 Water, No. None



Appropriations:
 O.P. 765-01-2-19
 O.P. 65-2-08-17A

ADDITIONS AND INSTALLATIONS

(Below enter chronologically all modifications, additions, introductions of water, sewer, lights, heating, etc.)

| DATE | | COST | DATE | COST |
|----------|--|-------------|------|------|
| 11-12-40 | Expenditures from 12/29/11, to date. | \$6,598.46 | | |
| 3-25-42 | General Rehabilitation completed by WPA from WPA funds. Total cost includes \$30,000.98 WPA labor and \$13,768.26 WPA material and installations incidental thereto. | \$44,769.24 | | |
| | Removed the 9 211 Stodolka and Van C-1-2 | | | |
| | | | | |
| | | | | |
| | | | | |
| | | | | |
| | | | | |
| | | | | |
| | | | | |
| | | | | |
| | | | | |
| | | | | |
| | | | | |
| | | | | |
| | | | | |
| | | | | |
| | | | | |
| | | | | |
| | | | | |


INSTRUCTIONS.—"a" State whether heated from central heating or by individual heating plants, stoves, furnaces, or fireplaces.
 "b" State whether steam, vapor, hot water, or hot air.
 "c" State whether gas, coal, oil, or central heating plant.

3889

Post Plan No. _____

O. Q. M. C.: Plan No. 270 - A Building No. 8, 9, 10, 11.

Place Fort McDowell, Angel Island, California. (East Garrison)
 Designation of building Officers Quarters Capacity 2-Capt. 2-Lts.
 Total cost, \$ 23,259.00 Date completed August, 1911
 Material: Walls Concrete Foundation Concrete
 Roof Tile Floors Wood
 Total floor area above basement, square feet 9,000.
 Size: Main building 140'1" X 35'10" Wings 0 Basement 3889 sq. ft.
 a Furnace Height of first floor above ground 2'6"
 (How heated)
 b Hot Water How lighted Electricity
 (Type of heat) Water connections Yes
 Sewer connections Yes
 c _____ Gas connections No
 (Type of domestic hot water heater)
COOKING RANGES INSTALLED
 Coal, No. None
 Gas, No. None
 Electric, No. 4 - Westinghouse, Console Type.
 Oil, No. None
 Steam, No. None
METERS INSTALLED
 Gas, No. None
 Electric, No. 14803032 & 10041280
 Oil, No. None
 Steam, No. None
 Water, No. None
 (14747533 - 1003611)



ADDITIONS AND INSTALLATIONS

(Below enter chronologically all modifications, additions, introductions of water, sewer, lights, heating, etc.)

| DATE | DESCRIPTION | COST | DATE | DESCRIPTION | COST |
|----------|---|------------------|-----------|--|--------|
| 12-29-11 | Installed window shades <i>Removed CV 2-07</i> | 57.60 | 12-14-31 | Installed Regulator, temperature, "Fulton Slyphon" for hot water tank, 3/8". (In #10) CV #377 | 40.85 |
| 1-9-12 | Installed screen doors and windows | 364.44 | 11-6-31 | Removed four Ranges, electric, console type, 3-burner, Westinghouse, Style #471110, and taken up on Property Account | 238.08 |
| 8-8-29 | Meter 409162 replaced by #14803032, in Qrs. #10 See Qrs. #51. | | 2-24-32 | Removed Heater, hot water, coal burning, #15-1 | 110.00 |
| 9-12-29 | Installed: 1-Tank, hot water, upright, 30 gal. #11 (Est) 18.00 | | 2-24-32 | Heated by steam from Central Heating Plant | |
| 9-20-29 | Installed one Heater, water, coal burning, #15-1 with hot water storage tank with coil 600 gallon capacity. | 110.00 | 6-29-32 | Installed in #11-1 each Basin, earthenware, 14 x 17", Comp. G #2464 <i>Removed CV-3-1939</i> | 9.40 |
| 11-14-29 | Coal cooking ranges replaced by four (4) electric cooking ranges, Westinghouse Console Type, style #471110. Qrs. #8-#173990; #9-#210356; #10-#178551; #11-#178640, each range equipped with regulating clock, \$59.52 each <i>removed</i> | 238.08 | 3-25-33 | Installed: 28 yds. Linoleum "CADIZ", Pat. #3523 C. V. #581 In No. 8. | 40.60 |
| 11-14-29 | Electric meters as follows: Qrs. #8-#14803032; Qrs. #9-14-#55674; Qrs. #10-14747533; Qrs. #11-#14808611 in connection with electric ranges | 55.00 | 10-6-33 | Installed: 19 yds. Linoleum "CADIZ", Pat. 3523 C. V. #581 In No. 10. <i>removed</i> | 27.55 |
| 2-5-30 | Switches, Trumbull, 3-pole, 60 amp., 250V, #45322 (4) | 22.60 | 9-25-33 | Removed: one (1) Heater, hot water, coal burning #15-1 (Supplying the 4 buildings) <i>removed CV-11-40</i> | 110.00 |
| 12-5-30 | Replaced 4 Shades, window, cream, w/Flt., 38 x 60" | 5.00 | | Installed, Fixtures, electric light, viz. in #8 | |
| 11-6-31 | Installed 1 tank, storage, horizontal, hot water, circulating, 1/4" shell, 3/8" head, 30" Daim., 34" long, capacity 250 gals. Pressure 100 lbs. | 80.00 | | 1 - #2405B | 11.25 |
| 4/4/36 | INSTALLED - 33 1/2 yds. Linoleum @ \$1.05 CV 1305-Qtrs. 9-11 | 55.16 | | 1 - #5905 | 10.50 |
| | 22 1/2 yds. Linoleum @ \$1.05 " " " 11- | 23.63 | | 1 - #5855 | 9.75 |
| | | | | 1 - #5852 | 4.95 |
| | | | | 1 - #4198 | 3.50 |
| | | | | -You. C-549- | |
| | | | 10-31-35- | Installed Fixtures - Guth #A 1075 WE - (2) @ \$1.80 | 3.60 |

INSTRUCTIONS.—"a" State whether heated from central heating or by individual heating plants, stoves, furnaces, or fireplaces.
 "b" State whether steam, vapor, hot water, or hot air.
 "c" State whether gas, coal, oil, or central heating plant.

See reverse side of form.

Post Plan No.

O.Q.M.G.: Plan No. 235-A Building No. P 7

Place Fort McDowell, Angel Island, California (East Garrison)
 Designation of building Officer's Quarters Capacity 1 P.O.
 Total cost, \$ 2,622.00 Date completed July, 1911.
 Material: Walls Concrete Foundation Concrete
 Roof Tile Floors Wood floor and flooring.
 Total floor area above basement, square feet 3600
 Size: Main building 42' X 32' Wings 10'0" X 7'0" Basement
 a Central Heating Plant Height of first floor above ground 3'6"
 (How heated)
 b Steam How lighted Electricity
 (Type of heat)
 c C.H.P. Sewer connections 1"
 (Type of domestic hot water heater) Gas connections 6"
 Gas connections None



COOKING RANGES INSTALLED (Give quantity and size)
 Coal None
 Gas None
 Electric 1-ea, 4-burner
 Oil None
 Steam None

REFRIGERATORS INSTALLED (Give quantity and size)
 Gas None
 Electric None
 Ice None

METERS INSTALLED (Give quantity and capacity)
 Gas None
 Electric 2-ea.
 Oil None
 Steam None
 Water None

APPN'S.
 O.P. 765-08-2-19

ADDITIONS AND INSTALLATIONS

(Below enter chronologically all modifications, additions, introductions of water, sewer, lights, heating, etc.)

| DATE | | COST | DATE | COST |
|----------|---|------------|------|------|
| 11-14-39 | Expenditures from 12/29/11, to date | \$2,610.07 | | |
| 3-25-42 | General Rehabilitation completed and accomplished by WPA From WPA funds. Total Cost includes \$3,574.48 WPA labor and \$710.50 WPA material and installations incidental thereto. | \$4,285.07 | | |
| 5-7-42 | REMOVED: Vow C-11-42. 1 ea Sink, vitreous china, double drain, size of basin 17 x 22", size overall 22" x 60", with legs and brackets | 31.75 | | |
| | | | | |
| | | | | |
| | | | | |
| | | | | |
| | | | | |
| | | | | |
| | | | | |
| | | | | |
| | | | | |
| | | | | |
| | | | | |
| | | | | |
| | | | | |
| | | | | |
| | | | | |
| | | | | |
| | | | | |
| | | | | |
| | | | | |
| | | | | |
| | | | | |
| | | | | |
| | | | | |
| | | | | |
| | | | | |
| | | | | |
| | | | | |
| | | | | |

INSTRUCTIONS.—"a" State whether heated from central heating or by individual heating plants, stoves, furnaces, or fireplaces.
 "b" State whether steam, vapor, hot water, or hot air.
 "c" State whether gas, coal, oil, or central heating plant.

Post Plan No. _____

O. Q. M. G.: Plan No. 235-A Building No. 7

Place Fort Mc Dowell Angel Island, California. (East Garrison)
 Designation of building Officers Quarters Capacity 1-Field off.
 Total Cost, \$ 8638.00 Date completed July 1911.
 Material: Walls Concrete Foundation Concrete
 Roof Tile Floors Wood
 Total floor area above basement, square feet 3600 Sq.ft.
 Size: Main building 40'-0" x 33'-0" Wings 19'-9" x 7'-0" Basement _____
 a Radiator (Furnace) _____ Height of first floor above ground _____
 (How heated) _____
 b Hot water _____ How lighted Electricity
 (Type of heat) _____ Water connections Yes
 Sewer connections Yes
 Gas connections No
 c Stove (Coal) _____
 (Type of domestic hot water heater) _____
 COOKING RANGES INSTALLED
 Coal, No. None
 Gas, No. None
 Electric, No. 1-Westinghouse, Console Type.
 Oil, No. None
 Steam, No. None
 METERS INSTALLED
 Gas, No. None
 Electric, No. 544974 1480301
 Oil, No. None
 Steam, No. None
 Water, No. None



ADDITIONS AND INSTALLATIONS

(Below enter chronologically all modifications, additions, introductions of water, sewer, lights, heating, etc.)

| DATE | | COST | DATE | | DATE |
|----------|--|---------|----------|---|-------|
| 12/29/11 | Installed window shades | 22.75 | 11-6-31 | Removed Range, electric, console type, 3-burner, Style #471110, Westinghouse, and taken up on prop. | 59.52 |
| 1/19/12 | Installed window and door screens | 137.30 | 11-28-32 | Removed Heater, hot water, coal burning, US#40, 40 gal. capacity. Tally In Sheet #72. | 56.11 |
| 9/19/19 | Installed heating system | 1241.00 | 4-25-33 | Installed: 1 Shower Head, N.P., 1/2 x 4" | 8.00 |
| 9-20-29 | Installed: 1 ea Heater, coal burning, water, 40-gal capacity, US #40, with boiler attached | 56.11 | 9-25-33 | Installed, Fixtures, electric light, in No. 7 | |
| 11-14-29 | Coal cooking range replaced by electric cooking range, Westinghouse Console Type, style #471110 Range No.210329, equipped with regulating clock. | 59.52 | | 1 - #9405 | 11.25 |
| 11-14-29 | Electric meter in connection with electric cooking range, #1480301. | 13.75 | | 1 - #9405 | 29.50 |
| 2-5-30 | Switch, Trumbull, 3-Pole, 60 Amp., 250V, #45322 | 5.65 | | 1 - #9403 | 10.38 |
| 9-30-31 | Installed: 35 Sq. Yds. Linoleum, inlaid, "Heraldic" pattern# 3530 | 54.95 | 8-3-32 | Installed: Tank, W/bracket, f. Model "A" Valve C V #189 | 23.25 |
| 11-6-31 | Installed 1 tank, hot water, horizontal, circulating 3/16" shell, 1/4" head, 20" in diam., 48" long, capacity 66 gals., pressure 100 lbs | 36.50 | 10-31-35 | Installed- 2 Fixtures Lighting-Guth's #A 1075-"I" Vou.0548- 2 " " " #A 1075-"W" | 3.60 |
| | Installed 1 Regulator, Temperature, "Fulton-Sylphon", for hot water tank, 1/4" | 40.85 | 11/14/35 | Vou.604- 1 " " Flange, ceiling-#251/800 | 1.35 |
| 1-19-32 | Removed, 1 Boiler, American Radiator Co., "ARCO", #4-20-W, 30 lbs., Class "B". | 44.75 | 2-8-36 | Installed: 2 Bowls, Toilet | 28.00 |
| | Installed with Heating System | | | 1 Sink, Kitchen | 31.75 |
| | | | | 2 Lavatories | 14.70 |
| | | | | 2 Tubs, Laundry | 20.00 |
| | | | | 2 Tubs, Bath | 74.00 |
| | | | | 42 Screens, Window | 63.00 |
| | | | | 3 Screens, Door | 10.50 |

INSTRUCTIONS—"a" State whether heated from central heating or by individual heating plants, stoves, furnaces, or fireplaces.

"b" State whether steam, vapor, hot water, or hot air.

"c" State whether gas, coal, oil, or central heating plant.

See reverse side of form.

Post Plan No.

O.Q.M.G.: Plan No. 225-A Building No. P 6 ✓

Place Fort McDowell, Angel Island, California (East Garrison)
 Designation of building Officer's Quarters Capacity 1 P.O.
 Total cost, \$ 8,838.00 Date completed July, 1911.
 Material: Walls Concrete Foundation Concrete
 Roof Tile Floors Wood floor and flooring.
 Total floor area above basement, square feet 3600
 Size: Main building 48' X 23' Wings 19'0" X 7'0" Basement 23' X 30'
 a Central Heating Plant Height of first floor above ground 3'6"
 (How heated)
 b Steam How lighted Electricity
 (Type of heat) Water connections 1"
 c C.H.P. Sewer connections 6"
 (Type of domestic hot water heater) Gas connections None

COOKING RANGES INSTALLED
(Give quantity and size)

Coal 1-ea. US# 3
 Gas None
 Electric 1-ea. 4-burner
 Oil None
 Steam None

REFRIGERATORS INSTALLED
(Give quantity and size)

Gas None
 Electric None
 Ice None

METERS INSTALLED
(Give quantity and capacity)

Gas None
 Electric 2-ea
 Oil None
 Steam None
 Water None

App'n's:
O.P. 765-08-2-19

ADDITIONS AND INSTALLATIONS

(Below enter chronologically all modifications, additions, introductions of water, sewer, lights, heating, etc.)

| DATE | | COST | DATE | | COST |
|---------|--|-------------|------|--|------|
| 11-1-39 | Expenditures from 12/29/11. to date. | \$2,437.68 | | | |
| 3-25-42 | General Rehabilitation completed and accomplished by WPA from WPA funds. Total cost includes \$11,223.23 WPA labor and \$4,395.53 for WPA material and installations incidental thereto. | \$16,118.76 | | | |
| 5-7-42 | REMOVED: One C-11-42. 1 ea Sinks, vitreous china, double drain, size of basin 17 x 22", size overall 22" x 60", with legs and brackets | 31.75 | | | |
| | | | | | |
| | | | | | |
| | | | | | |
| | | | | | |
| | | | | | |
| | | | | | |
| | | | | | |
| | | | | | |
| | | | | | |
| | | | | | |
| | | | | | |
| | | | | | |
| | | | | | |
| | | | | | |
| | | | | | |
| | | | | | |
| | | | | | |
| | | | | | |
| | | | | | |
| | | | | | |
| | | | | | |
| | | | | | |
| | | | | | |
| | | | | | |

INSTRUCTIONS.—"a" State whether heated from central heating or by individual heating plants, stoves, furnaces, or fireplaces.
 "b" State whether steam, vapor, hot water, or hot air.
 "c" State whether gas, coal, oil, or central heating plant.

See reverse side of form.



Post Plan No. _____

O. Q. M. G.: Plan No. 235-A Building No. 6

Place Fort Mc Dowell, Angel Island, California. (East Garrison)
 Designation of building Officers Quarters Capacity 1-Field Off.
 Total Cost, \$ 838.00 Date completed July 1911
 Material: Walls Concrete Foundation Concrete
 Roof Tile Floors Wood
 Total floor area above basement, square feet 3600 Sq.ft. 3773
 Size: Main building 48'-12 x 33'-0" Wings 19'-9" x 7'-0" Basement
 a Radiator (Furnace) Height of first floor above ground _____
 (How heated) _____
 b Hot Water How lighted Electricity
 (Type of heat) _____ Water connections Yes
 Sewer connections Yes
 Gas connections No
 c _____ (Type of domestic hot water heater)
 COOKING RANGES INSTALLED METERS INSTALLED
 Coal, No. None Gas, No. None (Range) _____
 Gas, No. None Electric, No. 545203 14808727 ✓
 Electric, No. 1-Westinghouse, Console Type. Oil, No. None
 Oil, No. None Steam, No. None
 Steam, No. None Water, No. None



ADDITIONS AND INSTALLATIONS

(Below enter chronologically all modifications, additions, introductions of water, sewer, lights, heating, etc.)

| DATE | | COST | DATE | | DATE |
|----------|---|------------------|-------------------------------|---|------------------|
| 12/29/11 | Window shades installed | 22.75 | 11-6-31 | Removed, Range, electric, console type, 3-burner, Westinghouse, Style #471110, taken up on property | 59.52 ✓ |
| 1/9/12 | Screen doors and windows installed | 116.50 | 1-31-32 | Installed; Storage tank, 9 x 26" with brackets for Model A Victory valve | 11.34 ✓ |
| 9.19/19 | Heating system installed | 1241.00 | 11-28-32 | Removed Heater, hot water, coal burning, US #40, 40 gal. capacity. Tally In Sheet #71. | 56.11 ✓ |
| 9-20-29 | Installed: 1 ea Heater, water, coal burning, 40-gal. capacity, U. S. #40, with boiler attached | 56.11 ✓ | 2-24-33 | Installed; Fixture (Luminant) Electric Light, silver finish, #1870, 3-light, wired with keyless sockets. C.V. #528 | 18.00 ✓ |
| 9-26-29 | Installed: 1 ea Meter, electric, W.H., 230 V., 25 amp., S.P., type 1-16, 3-wire, #14-808-727 ✓ | 13.75 | 9-25-33 | Installed; Radiators, 6-section, 28" high (2) C.V.#528 | 13.80 ✓ |
| 11-14-29 | Coal cooking range replaced by electric cooking range, Westinghouse Console Type, style #471110, Range No.210324, equipped with regulating clock. | 59.52 ✓ | | Installed, Fixtures, electric light, in No. 6 3 - #5905 | 31.50 ✓ |
| 2-5-30 | Switch, Trumbull, 3-pole, 60 Amp., 250 V., #45322 | 5.65 ✓ | | C. V. #155 1 - #34-1000 | 1.35 ✓ |
| 9-30-31 | Installed: 43.75 Sq. Yds. Linoleum, inlaid "Heraldic" pattern #3530 | 67.93 | | 1 - #410G7507 | 2.00 ✓ |
| 11-6-31 | Installed 1 Tank, hot water, horizontal, circulating, 3/16" shell, 1/4" head, 20" in diam., 48" long, capacity 66 gals., Pressure 100 lbs. | 36.50 ✓ | 8-5-32 | Installed; Tank, w/bracket, f.Mod. "AN Valve GV 189 | 11.24 |
| | Installed 1 Regulator, temperature, "Fulton-Sylphon", for hot water tank 1/4" | 40.85 ✓ | 5-26-36 | Installed 22 Window Shades, rest sizes (GV 1586) | 22.75 |
| 1-19-32 | Removed, 1 Boiler, American Radiator Co., "ARCO" #4-20-W, 30 lbs., Class "B". | 49.75 ✓ | 5-26-36 6/19/36 | (Above removed from Installation) Installed-Fixtures, lighting shore use non-adjustable, wall bracket, chain pull w/shade and convenience outlet, 1 light. GV 1684 (4 eaah) | 6.80 ✓ |

INSTRUCTIONS—"a" State whether heated from central heating or by individual heating plants, stoves, furnaces, or fireplaces.

"b" State whether steam, vapor, hot water, or hot air.

"c" State whether gas, coal, oil, or central heating plant.

See reverse side of form.

Post Plan No. _____

O.O.M.G.: Plan No. 225-A Building No. P 5

Place Fort McDowell, Angel Island, California (East Garrison)
Designation of building Officer's Quarters Capacity 1-F.O.
Total cost, \$ 2,300.00 Date completed July, 1912.
Material: Walls Concrete Foundation Concrete
Roof Tile Floors Wood floor and flooring.
Total floor area above basement, square feet 2600
Size: Main building 48' X 33' Wings 10'9" X 7'0" Basement 36' X 20'
a Central Heating Plant Height of first floor above ground 3'6"
(How heated)
b Steam How lighted Electricity
(Type of heat) Water connections 1"
c C.H.P. Sewer connections 6"
(Type of domestic hot water heater) Gas connections None

COOKING RANGES INSTALLED
(Give quantity and size)

Coal 1- ea, US #3
Gas None
Electric 1- ea, 4-burner
Oil None
Steam None

REFRIGERATORS INSTALLED
(Give quantity and size)

Gas None
Electric None
Ice None

METERS INSTALLED
(Give quantity and capacity)

Gas None
Electric 2- ea.
Oil None
Steam None
Water None

Appropriations:

OP 765-0-2-19
OP 65-2-03-174

ADDITIONS AND INSTALLATIONS

(Below enter chronologically all modifications, additions, introductions of water, sewer, lights, heating, etc.)



| DATE | | COST | DATE | | COST |
|----------|---|-------------|---------|--|-------|
| 11-12-40 | Expenditures from 9/19/12, to date. | \$3,090.79 | 10-1-42 | REMOVED: Heater, hot water, boiler, 5' x 16" 1 ea. | 67.80 |
| 3-25-42 | General Rehabilitation completed and accomplished by WPA from WPA funds. Total Cost includes \$7,220.24 labor and \$2,298.22 for WPA material and installations incidental thereto. | \$10,518.06 | | | |
| 5-7-42 | REMOVED: Vou C-11-42. 1 ea Sink, vitreous china, double drain, size of basin 17 x 22", size overall 22" x 60", with legs and brackets | 21.75 | | | |
| 7-10-42 | INSTALLED: Vou. C-2-3 3 ea Shades window, assorted sizes & Colors @ \$1.17 | 3.51 | | | |
| 9-24-42 | REMOVED: Vou C-3-3. 1 ea Tank, hot water, horizontal circulating 3/16" shell, 1/4" head, 20" diam, 48" long, capacity 66 gal. Pressure 100 lbs. | 36.50 | | | |
| 10-1-42 | INSTALLED: Vou. No. C-95-3 1- ea, Heater, Hot Water, double coil indirect, #200 - A, Kleen Tube, 5# to 60 lbs pressure | 42.50 | | | |

INSTRUCTIONS.—"a" State whether heated from central heating or by individual heating plants, stoves, furnaces, or fireplaces.
"b" State whether steam, vapor, hot water, or hot air.
"c" State whether gas, coal, oil, or central heating plant.

Post Plan No. _____

O.Q.M.G.: Plan No. 270-A Building No. P. 1, 2, 3, 4

Place Fort McDowell, Angel Island, California (East Garrison)
 Designation of building Officers' Quarters (4-Family) Capacity 4 C. Off.
 Total cost, \$ 22,659.00 Date completed January, 1912.
 Material: Walls Concrete Foundation Concrete
 Roof Tile Floors Wood floor and flooring.
 Total floor area above basement, square feet 9000
 Size: Main building 140'11" X 35'10" Wings None Basement 28' X 30' (Each)
 a Central Heating Plant Height of first floor above ground 3'6"
 (How heated)
 b Steam How lighted Electricity
 (Type of heat) Water connections 1 1/2"
 c C.H.P. Sewer connections 6"
 (Type of domestic hot water heater) Gas connections None



| COOKING RANGES INSTALLED (Give quantity and size) | REFRIGERATORS INSTALLED (Give quantity and size) | METERS INSTALLED (Give quantity and capacity) |
|--|---|--|
| Coal <u>2-Ea. U.S. 3</u> | Gas <u>None</u> | Gas <u>None</u> |
| Gas <u>None</u> | Electric <u>None</u> | Electric <u>8-ea.</u> |
| Electric <u>4-ea. 4-burner</u> | Ice <u>None</u> | Oil <u>None</u> |
| Oil <u>None</u> | | Steam <u>None</u> |
| Steam <u>None</u> | | Water <u>None</u> |

Appropriations:
 OP 765-08-2-19
 OP 65-2-01-174

ADDITIONS AND INSTALLATIONS

(Below enter chronologically all modifications, additions, introductions of water, sewer, lights, heating, etc.)

| DATE | DESCRIPTION | COST | DATE | COST |
|----------|---|-------------|------|------|
| 1-9-12 | Expenditures from 12/29/11 to date. | \$1965.33 | | |
| 3-25-12 | General Rehabilitation completed by WPA from WPA funds. Total cost includes \$40105.52 labor and \$15,639.11 for WPA material and installations incidental thereto. | \$55,654.63 | | |
| 12-14-12 | Rep and abn 4-110 ft. Iron Sheds U.S.C. | 37,620. | | |
| | | | | |
| | | | | |
| | | | | |
| | | | | |
| | | | | |
| | | | | |
| | | | | |
| | | | | |
| | | | | |
| | | | | |
| | | | | |
| | | | | |
| | | | | |
| | | | | |
| | | | | |
| | | | | |
| | | | | |

INSTRUCTIONS.—“a” State whether heated from central heating or by individual heating plants, stoves, furnaces, or fireplaces.
 “b” State whether steam, vapor, hot water, or hot air.
 “c” State whether gas, coal, oil, or central heating plant.

Post Plan No. _____

O. Q. M. G.: Plan No. 235-A

Building No. 5

Place Fort Mc Dowell, Angel Island, California. (East Garrison.)
 Designation of building Officer's Quarters Capacity 1-Fld.Off.
 Total Cost, \$ 8,300.00 Date completed July 1912
 Material: Walls Concrete Foundation Concrete
 Roof Tile Floors Wood
 Total floor area above basement, square feet 3,600.
 Size: Main building 48'0" x 33'0" Wings 19'9" x 7'0" Basement 1440 sq.ft.
 a Radiators (Furnace) Argo #19. Height of first floor above ground 3'6"
 (How heated)
 b Hot Water How lighted Electricity
 (Type of heat)
 c Tobasco Heater #1 D 300 Water connections Yes
 (Type of domestic hot water heater) Sewer connections Yes
 Gas connections No
 COOKING RANGES INSTALLED METERS-INSTALLED
 Coal, No. None Gas, No. None (Range)
 Gas, No. None Electric, No. 482256 & 14785654
 Electric, No. 1-Westinghouse, Console Type. Oil, No. None
 Oil, No. None Steam, No. None
 Steam, No. None Water, No. None



ADDITIONS AND INSTALLATIONS

(Below enter chronologically all modifications, additions, introductions of water, sewer, lights, heating, etc.)

| DATE | | COST | DATE | | DATE |
|----------|---|---------|----------|--|-------|
| 9-19 | Installed heating system | 1241.00 | 7-29-32 | Uninstalled Regulator, pressure, 1", 100lb. #960 | 67.00 |
| 11-12-26 | Installed 1 Tobasco Heater #300 | 153.00 | 9-30-32 | Installed Regulator Fulton Slyphon Tank 140 to 180 Degree 60 lb steam gw 203 | 52.00 |
| 9-20-29 | Installed: 1 ea Heater, coal burning, 40-gal. capacity, U.S.#40, water, w/boiler attached | 56.11 | 11/15/32 | Removed, 1 Heater, hot water, coal burning, 40 gal. capacity, U.S.#40. Tally In #60. | 56.11 |
| 9-24-29 | Installed: 1/ea Meter, watthour, 25 A, 230 V., measures power consumed at electric range. | 13.75 | 11-15-32 | Removed Heater, hot water, coal burning, US #40, 40 gal. capacity. Tally in Sheet #60. | |
| 11-14-29 | Coal cooking range replaced by one electric cooking range, Westinghouse Console Type, Style #471110; Range No. 210346, Equipped with clock. | 59.52 | 9-25-33 | Installed Fixtures, electric light, in #5. | |
| 2-5-30 | Switch, Trumbull, 3-pole, 60 Amp., 250 V., #45322 | 5.65 | | 1 - #1870 | 18.00 |
| 6-21-30 | Installed 2 Shades, window, green and cream | 2.72 | | 2 - #G826 | 14.25 |
| 11-6-31 | Installed 1 Tank, hot water, horizontal, circulating, 3/16" shell, 1/4" head, 20" in Diam., 48" long, capacity 66 gals. pressure 100 lbs. | 36.50 | | 1 - #12093 | 10.50 |
| | Installed 1 Regulator, temperature, "Fulton-Slyphon, for hot water tank, 1/4" | 40.85 | | 2 - G811 | 15.00 |
| 1-19-32 | Removed, 1 Boiler, American Radiator Co., "ARCO" #4-20-W, 30 lbs., Class "B", Tally in #146 | 48.75 | | 4 - G7123 | 8.00 |
| 10-24-31 | Removed, Range, electric, console type, 3-burner, Westinghouse, Style #471110, and taken up on prop. | 59.62 | | 1 - #39 | 8.75 |
| | | | | 2 - #28 | 3.00 |
| | | | | 2 - #51511 | 7.50 |
| | | | | 2 - #V141 | 2.10 |
| | | | | Installed Fixtures, electric light in #6. | |
| | | | | 3 - #5905 | 31.50 |
| | | | | 1 - #34-1000 | 1.50 |
| | | | | 1 - #41067507 | 2.00 |

INSTRUCTIONS—"a" State whether heated from central heating or by individual heating plants, stoves, furnaces, or fireplaces.
 "b" State whether steam, vapor, hot water, or hot air.
 "c" State whether gas, coal, oil, or central heating plant.

See reverse side of form.

Post Plan No. _____

O. Q. M. G.: Plan No. _____ Building No. 1, 2, 3, 4.


Place Fort McDowell, California, (East Garrison)
 Designation of building Officers Quarters Capacity 3-Capts.
2-Lieuts.
 Total cost, \$ 22,659.00 Date completed January 1912.
 Material: Walls Concrete Foundation Concrete
 Roof Tile Floors Wood
 Total floor area above basement, square feet 9,000
 Size: Main building 140'1" x 35'10" Wings None Basement 3889 sq.ft.
 a _____ (How heated) Height of first floor above ground _____
 b See Page No. 1 (Type of heat) How lighted _____
 c _____ (Type of domestic hot water heater) Water connections _____
 Sewer connections _____
 Gas connections _____

COOKING RANGES INSTALLED

Coal, No. _____
 Gas, No. _____
 Electric, No. _____
 Oil, No. _____
 Steam, No. _____

METERS INSTALLED

Gas, No. _____
 Electric, No. _____
 Oil, No. _____
 Steam, No. _____
 Water, No. _____



ADDITIONS AND INSTALLATIONS

(Below enter chronologically all modifications, additions, introductions of water, sewer, lights, heating, etc.)

| DATE | | COST | DATE | COST |
|----------|---|---------|------|------|
| 10-18-41 | INSTALLED: Quarters No. 4, Vou C-670-2: 22 ea Rods, curtain, dble., 2 1/2" Proj. extending 28 x 48" Ivory @ .2917 | \$ 6.42 | | |
| | 2 ea Rods, curtain, single, 2 1/2" Proj. extending, 28 x 48" Ivory @ .16 | .64 | | |
| 1-9-42 | INSTALLED: Quarters, 1-2-3-4, Vou No. C-1481-2: 1 ea Heater, water, instant, model N-8, serial #400-A, "Kleen-Tube" @ 48.45 | 48.45 | | |
| | | | | |
| | | | | |
| | | | | |
| | | | | |
| | | | | |
| | | | | |
| | | | | |
| | | | | |
| | | | | |
| | | | | |
| | | | | |
| | | | | |
| | | | | |
| | | | | |
| | | | | |
| | | | | |
| | | | | |
| | | | | |
| | | | | |
| | | | | |
| | | | | |
| | | | | |
| | | | | |
| | | | | |
| | | | | |

INSTRUCTIONS.—"a" State whether heated from central heating or by individual heating plants, stoves, furnaces, or fireplaces.
 "b" State whether steam, vapor, hot water, or hot air.
 "c" State whether gas, coal, oil, or central heating plant.

Place Fort McDowell, Angel Island, California. (East Garrison)
 Designation of building Officers Quarters Capacity 2 - Capts.
2 - Lieuts.
 Total cost, \$ 22,659.00 Date completed January 1912
 Material: Walls Concrete Foundation Concrete
 Roof Tile Floors Wood
 Total floor area above basement, square feet 9,000 *13,222*
 Size: Main building 140'1" x 35'10" Wings None Basement 3889 sq.ft.
 a "Ideal" #W 22-5, 883 sq.ft., Radiation Height of first floor above ground 3'6"
 (How heated)
 b Hot Water How lighted Electricity
 (Type of heat)
 c Gas heater, #300. Water connections Yes
 (Type of domestic hot water heater) Sewer connections Yes
 Gas connections None

COOKING RANGES INSTALLED
 Coal, No. None
 Gas, No. None
 Electric, No. 4 - Westinghouse, Console Type.
 Oil, No. None
 Steam, No. None

METERS INSTALLED
 Gas, No. None
 Electric, No. 409150
 Oil, No. 405200 - 272250
 Steam, No. None (1480983-14786676)
 Water, No. None (14808417-14809269)



ADDITIONS AND INSTALLATIONS

(Below enter chronologically all modifications, additions, introductions of water, sewer, lights, heating, etc.)

| DATE | | COST | DATE | | COST |
|----------|--|--------|-----------|--|--------|
| 12-29-11 | Installed window shades | 29.00 | 12-14-31 | Installed Regulator, temperature, "Fulton Sylphon", for hot water tank, 3/8" (In #3) CV377 | 40.85 |
| 1- 9-12 | Installed window screens 110 | 138.22 | | Removed, Four (4) Ranges, electric, console type, 3-burner, Style #471110. Taken up on Property | 228.05 |
| 1- 9-12 | Installed door screens 10 | 35.00 | 11-6-31 | Installed in Building #2, Fixtures, electric light | |
| 9-20-29 | Installed one heater, water, coal burning, #15-1 with hot water storage tank with coil, 600 gallon capacity removed | 110.00 | 9-25-33 | 1 - #9435 | 11.00 |
| 11-14-29 | Coal cooking ranges replaced by four (4) electric cooking ranges, Westinghouse Console, type style #471110; Qrs. #1-#210364; #2-176115; #3-217258; #4-182596. Each range equipped with time clock; \$59.52 each. | 238.08 | | 1 - #1870 | 18.00 |
| 11-14-29 | Electric meters as follows: Qrs. #1-14808893; Qrs. #2-14785676; Qrs. #3-14808417; Qrs. #4-14809269, in connection with electric cooking ranges | 55.00 | 12-19-33 | 1 - #304 | 5.75 |
| 2-5-30 | Switch, Trumbull, 3-pole, 60amp., 250V, #45322 (4) | 22.60 | | 1 - #6003 | 3.75 |
| 11-6-31 | Tank, storage, horizontal, hot water, circulat- ing, 1/4" shell, 3/8" head, 30" diam., 84" long, 350 gal. capacity. Working Pressure 100 lbs. | 80.00 | | | |
| 11-27 | Installed 7-Shades, window, cream, 46-1/2 x 60" C.V. 523 | 8.05 | 4-11-34 | Installed electric light fixtures | |
| 5-26-36 | Installed 5 Shades, window, Ass't sizes (CV 1525) | 5.17 | " | " 50-1/4 Sq. Yds. Linoleum, Quebec Pattern 7302 C.V. #983 | |
| | | | F.Y. 1936 | Hardwood floors installed in three (3) rooms and hallway of Qtrs. No. 2. | |

INSTRUCTIONS: - "a" State whether heated from central heating or by individual heating plants, stoves, furnaces, or fireplaces.
 - "b" State whether steam, vapor, hot water, or hot air.
 - "c" State whether gas, coal, oil, or central heating plant.

Post Plan No. _____

O. Q. M. G.: Plan No. Unknown Building No. 67

Place Fort McDowell, Angel Island, California. (West Garrison)
 Designation of building Storehouse Capacity 2,200 sq ft
 Total cost, \$ 600.00 (Est) Date completed 1897
 Material: Walls Frame Foundation Wood
 Roof Shingles Floors Wood
 Total floor area above basement, square feet 2,200
 Size: Main building 30'0" X 40'0" Wings None Basement None
 a None Height of first floor above ground Ground level
 (How heated)
 b None How lighted Electricity
 (Type of heat) Water connections None
 c None Sewer connections None
 (Type of domestic hot water heater) Gas connections None

COOKING RANGES INSTALLED
 Coal, No. None
 Gas, No. None
 Electric, No. None
 Oil, No. None
 Steam, No. None

METERS INSTALLED
 Gas, No. None
 Electric, No. None
 Oil, No. None
 Steam, No. None
 Water, No. None



ADDITIONS AND INSTALLATIONS

(Below enter chronologically all modifications, additions, introductions of water, sewer, lights, heating, etc.)

| DATE | | COST | DATE | | COST |
|----------|--|-------|------|--|------|
| 10-15-18 | Electric wiring and fixtures installed | 18.45 | | | |
| | | | | | |
| | | | | | |
| | | | | | |
| | | | | | |
| | | | | | |
| | | | | | |
| | | | | | |
| | | | | | |
| | | | | | |
| | | | | | |
| | | | | | |
| | | | | | |
| | | | | | |
| | | | | | |
| | | | | | |
| | | | | | |
| | | | | | |
| | | | | | |
| | | | | | |
| | | | | | |

118
Bldg. Demolished
Compt. Room Ref. X

INSTRUCTIONS.—"a" State whether heated from central heating or by individual heating plants, stoves, furnaces, or fireplaces.
 "b" State whether steam, vapor, hot water, or hot air.
 "c" State whether gas, coal, oil, or central heating plant.

See reverse side of form.

Post Plan No.

O. Q. M. G.: Plan No. Unknown Building No. 61

Place Fort McDowell, Angel Island, California. (East Garrison)
 Designation of building Teamsters' Quarters Capacity 20 men
 Total cost, \$ 1,800.00 (Est) Date completed 1912
 Material: Walls Frame Foundation Brick & Wood
 Roof Shingles Floors Wood
 Total floor area above basement, square feet 2,013
 Size: Main building 36'0" X 42'8" Wings 8'0" X 28'4" 11'10" X 34'9" Basement None
 a Stoves (How heated) _____ Height of first floor above ground 2'8"
 b Coal (Type of heat) _____ How lighted Electricity
 c _____ (Type of domestic hot water heater) _____ Water connections Yes
 Sewer connections Yes
 Gas connections None
COOKING RANGES INSTALLED **METERS INSTALLED**
 Coal, No. None Gas, No. None
 Gas, No. None Electric, No. 5377579 ✓
 Electric, No. None Oil, No. None
 Oil, No. None Steam, No. None
 Steam, No. None Water, No. None



ADDITIONS AND INSTALLATIONS

(Below enter chronologically all modifications, additions, introductions of water, sewer, lights, heating, etc.)

| DATE | | COST | DATE | COST |
|---------|--|---------|------|------|
| 4-1-30 | Installed one (1) Heater, water, coal burning, 40 gallon capacity, U S #40 | 56.11 ✓ | | |
| 8-3-32 | Installed: Tank, with valve, straight stop and tailpiece, 9" x 26" C V #189 | 23.85 | | |
| 2-8-36 | Installed: 2 Bowls, Toilet | 28.00 | | |
| | 1 Urinal | 32.35 | | |
| | 3 Basins, Wash | 22.05 | | |
| | 2 Showers | 16.00 | | |
| | 2 Screens, Door | 7.00 | | |
| | 13 Screens, Window | 19.50 | | |
| 1/21/39 | Installed: 1 ea Tray, laundry, 2-compartment, 22" x 48". Vou. No. C-912-A. JUL 2 '39 S C P | 4.30 | | |
| | 1 ea Urinal, bowl type, C.I., porcelain. Vou. No. C-912-A. JUL 2 '39 S C P | 11.00 | | |
| | <i>Salvaged</i> | | | |

to be repaired to all
Keller's
11/2/39

INSTRUCTIONS.—“a” State whether heated from central heating or by individual heating plants, stoves, furnaces, or fireplaces.
 “b” State whether steam, vapor, hot water, or hot air.
 “c” State whether gas, coal, oil, or central heating plant.

Post Plan No.

O. Q. M. G.: Plan No. Unknown Building No. 59

Place Fort McDowell, Angel Island, California. (West Garrison)
 Designation of building Fire Station and Latrine Capacity 1-Hose Cart
 Total cost, \$ 1000.00 (Est) Date completed 1917
 Material: Walls Frame Foundation Concrete
 Roof Shingles Floors Concrete
 Total floor area above basement, square feet 627
 Size: Main building 20'0" X 34'0" Wings None Basement None
 a None (How heated) Height of first floor above ground ground level
 b None (Type of heat) How lighted Electricity
 c None (Type of domestic hot water heater) Water connections Yes
 Sewer connections Yes
 Gas connections None

COOKING RANGES INSTALLED
 Coal, No. None
 Gas, No. None
 Electric, No. None
 Oil, No. None
 Steam, No. None

METERS INSTALLED
 Gas, No. None
 Electric, No. None
 Oil, No. None
 Steam, No. None
 Water, No. None



ADDITIONS AND INSTALLATIONS

(Below enter chronologically all modifications, additions, introductions of water, sewer, lights, heating, etc.)

| DATE | | COST | DATE | COST |
|--------|----------------------------|--------|------|------|
| 2-8-36 | Installed: 8 Bowls, Toilet | 112.00 | | |
| | 3 Sinks, Kitchen | 95.25 | | |
| | | | | |
| | | | | |
| | | | | |
| | | | | |
| | | | | |
| | | | | |
| | | | | |
| | | | | |
| | | | | |
| | | | | |
| | | | | |
| | | | | |
| | | | | |
| | | | | |
| | | | | |
| | | | | |
| | | | | |
| | | | | |
| | | | | |
| | | | | |

INSTRUCTIONS.—“a” State whether heated from central heating or by individual heating plants, stoves, furnaces, or fireplaces.
 “b” State whether steam, vapor, hot water, or hot air.
 “c” State whether gas, coal, oil, or central heating plant.

See reverse side of form.

Post Plan No. _____

O. Q. M. G.: Plan No. Unknown Building No. 55

Place Fort McDowell, Angel Island, California. (West Garrison)
 Designation of building Non-commissioned Officer's quarters. Capacity 1-Co. Officer
 Total Cost, \$ 800.00 (Est) Date completed 1864
 Material: Walls Frame Foundation Wood
 Roof Shingles Floors Wood
 Total floor area above basement, square feet 1,056
 Size: Main building 16'0" X 40'0" Wings 16'0" X 26'0" Basement None
 a Stoves (How heated) _____ Height of first floor above ground 2'
 b Coal (Type of heat) _____ How lighted Electricity
 c 40 gal. boiler attached to range (Type of domestic hot water heater) _____ Water connections Yes
 Sewer connections Yes
 Gas connections None
COOKING RANGES INSTALLED **METERS INSTALLED**
 Coal, No. 1-No. 3 Army Range Gas, No. None
 Gas, No. None Electric, No. 48981.59
 Electric, No. None Oil, No. None
 Oil, No. None Steam, No. None
 Steam, No. None Water, No. None



ADDITIONS AND INSTALLATIONS

(Below enter chronologically all modifications, additions, introductions of water, sewer, lights, heating, etc.)

| DATE | | COST | DATE | | DATE |
|----------|--|-------|---------|---|------|
| 10-15-18 | Electric wiring and fixtures installed | 57.20 | 4-23-37 | Removed, CV-1666: | |
| 8-16-19 | 2 screen doors and 4 screen windows installed | 22.40 | | 2 ea. Shades, Window, 40 1/2" x 64" | 2.30 |
| 7- 7-27 | Hot water tank, 30 gal. installed | 6.85 | | 2 ea. Shades, Window, 46 1/2" x 60" | 2.30 |
| 12-14-31 | Installed Shades, window, viz: | | | 4 ea. Shades, Window, 49 1/2" x 60" | 4.60 |
| | 2 - 40-1/2 x 64" | 2.30 | 1/21/39 | Installed: 7 ea Shades, window, 38" x 72" | 6.37 |
| | 2 - 46-1/2 x 60" | 2.30 | | You. No. C-912-A. | |
| | 4 - 49-1/2 x 60" C.V.#376 | 4.60 | | | |
| 8-3-32 | Installed: Tank, with valve, straight stop and tailpiece, 5" x 5' C V #189 | 23.85 | | | |
| 2-8-36 | Installed: 1 Bowl, Toilet | 14.00 | | | |
| | 1 Sink, Kitchen | 31.75 | | | |
| | 1 Lavatory | 7.35 | | | |
| | 2 Tubs, Laundry | 20.00 | | | |
| | 1 Tub, Bath | 37.00 | | | |
| | 9 Screens, Windwo | 13.50 | | | |
| 3-19-37 | (1436) 5 Shades, window 36" x 72" | 4.15 | | | |
| | 2 do do 38" x 72" | 1.82 | | | |
| | 2 do do 36" x 48" | 1.34 | | | |
| | 1 do do 32" x 72" | .83 | | | |
| | 3 do do 30" x 72" | 2.49 | | | |
| | 2 do do 16" x 60" | 1.30 | | | |

INSTRUCTIONS—"a" State whether heated from central heating or by individual heating plants, stoves, furnaces, or fireplaces.
 "b" State whether steam, vapor, hot water, or hot air.
 "c" State whether gas, coal, oil, or central heating plant.

See reverse side of form.

REMARKS

Number changed from 13 per OQMG file 600.911, dated October 9, 1916.

Designation changed to Npn-commissioned Officer's Quarters, per 4th Ind., File #AG 600.911 Fort McDowell (4-23-31) (Misc.) D, dated War Department, A.G.O., May 20, 1931, on letter, Hdq. O.D. & R.D., Fort McDowell, Calif., File #600.05, dated April 23, 1931.

INSTRUCTIONS

If plans of building are available, forward copy of same showing information called for above. These plans should be checked against the building and any variations from same in the building as constructed should be noted.

If plans are not available make sketch plans and elevation in spaces above. The plans shown are typical of "quarters." Similar plans may be made for all types of buildings. There are 10 squares to the inch. Each square will represent 1 in., 2 in., 4 in., or 8 in., etc., as may be necessary to show entire building in the space allowed. Show inside dimensions and designation of each room. Indicate location of water and sewer connections. In space under heading "Details" show character of construction, story heights, etc.

Post Plan No. _____

O. Q. M. G.: Plan No. Unknown Building No. 53

Off J.

Place Fort McDowell, Angel Island, California. (West Garrison)
 Designation of building Non-commissioned Officer's Quarters. Capacity 1-Co. Officer
 Total Cost, \$ 2,500.00 (Est) Date completed 1882
 Material: Walls Frame Foundation Wood
 Roof Shingles Floors Wood
 Total floor area above basement, square feet 2,079
 Size: Main building 20'0" X 40'0" Wings 19'0" X 21'0" Basement None
 a Stoves _____ Height of first floor above ground 2'6"
 (How heated) _____ How lighted Electricity
 b Coal _____ Water connections Yes
 (Type of heat) _____ Sewer connections Yes
 c 40-gal. boiler attached to range Gas connections None
 (Type of domestic hot water heater) _____
 COOKING RANGES INSTALLED METERS INSTALLED
 Coal, No. None Gas, No. None
 Gas, No. None Electric, No. 5036548 & 1480903
 Electric, No. 1-Westinghouse Console Type. Oil, No. None
 Oil, No. None Steam, No. None
 Steam, No. None Water, No. None



ADDITIONS AND INSTALLATIONS

(Below enter chronologically all modifications, additions, introductions of water, sewer, lights, heating, etc.)

| DATE | | COST | DATE | | DATE |
|----------|---|--------------|----------|--|---------------------------------|
| 10-15-18 | Electric wiring and fixtures installed | 72.50 | 10-27-31 | Installed lighting fixtures, viz: | |
| 9-9-19 | 3-screen doors and 20-screen windows installed | 39.65 | 1 | #7555, 5-Lgt. wired, W/Levolier switch, 14" ceil. | 9.60 |
| 9-11-29 | Installed: 8 Shades Window, green, 31 x 84" ✓ | 8.00 | 3 | 402D, 2 Lgt., Drop, Ivory Pec. Levolier switch | 12.30 |
| 9-11-29 | Installed: 1 " " " 37 x 72" ✓ | .87 | 1 | 7515, 5-Lgt., Levolier switch, for 14" ceiling | 8.10 |
| 9-11-29 | Installed: 1 " " " 35 x 72" ✓ | .87 | 1 | 931, 1-Lgt., Levolier switch, for 14" ceiling | 3.23 |
| 9-11-29 | Installed: 2 " " " 36 x 72" ✓ | 1.74 | 1 | 931, 1-Lgt., Levolier switch, for 8'6" ceiling | 2.48 |
| 9-11-29 | Installed: 1 " " " 34 x 72" ✓ | .87 | 1 | 1953, 6-Lgt., Levolier switch, with 1200 unit | 2.90 |
| 9-11-29 | Installed: 1 " " " 36 x 36" ✓ | .60 | 1 | 208 U green Levolier switch, 1408/210 Green | 1.85 |
| 11-14-29 | Coal cooking range replaced by 1-range, electric, Westinghouse Console Type, Style #471110. Serial No. 217255, equipped with clock. ✓ | 59.52 | 12-29-31 | Installed Heater, hot water, coal burning, U.S. #40, Capacity 40 gallons | 50.56 |
| | 1-Meter, electric, in connection with range, #1480903. ✓ | 13.75 | 5-13-32 | Removed, and taken up on the property account, 1 Range, cooking, electric, Westinghouse Console Type, Style #471110, Serial #217255. D V #897. ✓ | 59.52 |
| 2-5-30 | Switch, Trumbull, 3-pole, 60 Amp., 250 V., #45322 | 5.65 | 5-30-32 | Installed 1 Fixtures, electric light, #208-U C V #749 | 1.15 |
| 10-20-30 | Installed Shades, window, dark green, viz: 4-30 x 72", W/fixtures 2-32 x 72", W/fixtures | 3.80 1.90 | 2-8-36 | Installed: 2/ Bowls, Toilet removed 1 on 01-14-40 2 Lavatories 1 Tub, Bath 4 Screens, Window | 28.00 14.70 37.00 6.00 |
| 10-20-30 | Installed Tray, Laundry, Cement, 2-part | 8.00 | 6/25/40 | Installed Vou. #C-1667-0 ✓ 1 BOWLS: water closet, complete. | 14.00 |
| 10-31-31 | Installed 40 yds. Linoleum, D Karnean, (Copenhagen) | 49.60 | | | |
| 10-27-31 | Installed, Sink, enameled iron, 22 x 60", with 1 1/2" strainer, swingspout, and "P" trap, 1 1/2 x 1 1/2" #2594. CV #258. | 47.50 | | | |

INSTRUCTIONS—"a" State whether heated from central heating or by individual heating plants, stoves, furnaces, or fireplaces.


"b" State whether steam, vapor, hot water, or hot air.

"c" State whether gas, coal, oil, or central heating plant.

See reverse side of form.

Place Fort McDowell, Angel Island, California (West Garrison)
 Designation of building Officer's Quarters Capacity 1-Co. Officer
 Total cost, \$ 2,500.00 (est) Date completed 1882
 Material: Walls Frame Foundation Wood
 Roof Shingles Floors Wood
 Total floor area above basement, square feet 2,079
 Size: Main building 20'0" x 40'0" Wings _____ Basement None
 a _____ (How heated) Height of first floor above ground _____
 b See Sheet No. 1 (Type of heat) How lighted _____
 c _____ (Type of domestic hot water heater) Water connections _____
 Sewer connections _____
 Gas connections _____

| | | |
|---|--|---|
| COOKING RANGES INSTALLED (Give quantity and size) | REFRIGERATORS INSTALLED (Give quantity and size) | METERS INSTALLED (Give quantity and capacity) |
| Coal _____ | Gas _____ | Gas _____ |
| Gas _____ | Electric _____ | Electric _____ |
| Electric _____ | Ice _____ | Oil _____ |
| Oil _____ | | Steam _____ |
| Steam _____ | | Water _____ |



ADDITIONS AND INSTALLATIONS

(Below enter chronologically all modifications, additions, introductions of water, sewer, lights, heating, etc.)

| DATE | | COST | DATE | COST |
|---------|---|------|------|------|
| 7-15-41 | INSTALLED: Vou D-101-2. 4 ea Shades, window, complete (assorted colors and sizes) @ 1.09 | 4.36 | | |
| 8-20-41 | INSTALLED: Vou C-329-2. 4 ea Rods, curtain, single 2 1/2", 28" x 48" @ .16 | .64 | | |
| 4-30-42 | INSTALLED: Vou D534-2. 3 ea Shades, window, complete (assorted colors and sizes) @ 1.08 | 3.24 | | |
| | | | | |
| | | | | |
| | | | | |
| | | | | |
| | | | | |
| | | | | |
| | | | | |
| | | | | |
| | | | | |
| | | | | |
| | | | | |
| | | | | |
| | | | | |
| | | | | |
| | | | | |
| | | | | |
| | | | | |
| | | | | |
| | | | | |

INSTRUCTIONS.—“a” State whether heated from central heating or by individual heating plants, stoves, furnaces, or fireplaces.
 “b” State whether steam, vapor, hot water, or hot air.
 “c” State whether gas, coal, oil, or central heating plant.

See reverse side of form.

Off yr.

Post Plan No. _____

O. Q. M. G.: Plan No. Unknown Building No. 52

Place Fort McDowell, Angel Island, California. (West Garrison)
 Designation of building Non-commissioned Officer's quarters, Capacity 1-Co., Officer
 Total Cost, \$ 2,700.00 (Est) Date completed 1882
 Material: Walls Frame Foundation Wood
 Roof Shingles Floors Wood
 Total floor area above basement, square feet 2,079
 Size: Main building 21'0" X 40'0" Wings 19'0" X 21'0" Basement None
 a Stoves _____ Height of first floor above ground 2'
 (How heated) _____
 b Coal _____ Height of first floor above ground _____
 (Type of heat) _____
 c ~~40 gal. boiler attached to range~~ Water connections Yes
 (Type of domestic hot water heater) _____ Sewer connections Yes
 Gas connections None
 COOKING RANGES INSTALLED METERS INSTALLED
 Coal, No. _____ Gas, No. None
 Gas, No. None Electric, No. 4918436-14785632
 Electric, No. 1-Westinghouse Console Type Oil, No. None
 Oil, No. None Steam, No. None
 Steam, No. None Water, No. None



ADDITIONS AND INSTALLATIONS

(Below enter chronologically all modifications, additions, introductions of water, sewer, lights, heating, etc.)

| DATE | | COST | DATE | | DATE |
|--------------------|--|------------------|---------|--|------|
| 10-15-18 | Electric wiring and fixtures installed | 87.80 | 10/2/39 | REMOVED: 4 ea Shades, window, asst. sizes CV #1-0 | 3.84 |
| 9-10-19 | 2-screen doors and 22-sdreen windows installed | 41.30 | | | |
| 3-15-27 | Window shades installed | 50.50 | 10/2/39 | INSTALLED: Vou. 358-0, 4 ea Shades, window complete, asst'd. sizes and colors. 32" x 7'6". | 3.84 |
| 11-14-29 | Coal cooking range replaced by 1-range, electric Westinghouse Console Type, Style #471110. Serial No.177714, equipped with clock. 1-Meter, electric in connection with range, #14785632. ✓ | 59.52 | 12/2/40 | INSTALLED: Vou. D-717-1, 5 ea. Shades, window, complete, Asst'd. sizes and colors. @1.54 Ea. | 6.16 |
| 2-5-30 | Switch, Trumbull, 3-pole, 60 Amp. 250 V., #45322 | 13.75 | | | |
| 3-28-32 | Installed fixtures, lighting, incandescent | 5.65 | | | |
| 5-13-32 | Removed, and taken up on property account, 1 Range, cooking, electric, Westinghouse Console Type, Style #471110, Serial #177714. D V #887. | 43.66 | | | |
| 5-30-32 | Installed 22 sq. yds. linoleum, embossed, Jonah D, #3513. C.V. #749 | 59.52 | | | |
| 6-26-34 | Installed. Shades, window, | 31.35 | | | |
| 2-8-36 | Installed: 2 Bowls, Toilet | 23.94 | | | |
| | 1 Sink, Kitchen | 28.00 | | | |
| | 2 Lavatories | 31.75 | | | |
| | 2 Tubs, Laundry | 14.70 | | | |
| | 1 Tub, Bath | 20.00 | | | |
| | 3 Screens, Window | 37.00 | | | |
| | | 4.50 | | | |

INSTRUCTIONS—'a' State whether heated from central heating or by individual heating plants, stoves, furnaces, or fireplaces.
 'b' State whether steam, vapor, hot water, or hot air.
 'c' State whether gas, coal, oil, or central heating plant.

See reverse side of form.

Post Plan No. _____

O. Q. M. G.: Plan No. Unknown Building No. 51

Place Fort McDowell, Angel Island, California. (West Garrison N.C.O.)
 Designation of building Non-Commissioned Officer's Quarters, Capacity 1-Co-Officer
 Total Cost, \$ 2,400.00 (Est) Date completed 1869
 Material: Walls Frame Foundation Wood
 Roof Shingles Floors Wood
 Total floor area above basement, square feet 1,727
 Size: Main building 23'0" X 32'0" Wings 15'0" X 17'0" Basement None
 a Stoves _____ Height of first floor above ground 2'6"
 (How heated) _____
 b Coal _____ How lighted Electricity
 (Type of heat) _____
 c ~~40 gal. boiler attached to range~~ Water connections Yes
 (Type of domestic hot water heater) _____ Sewer connections Yes
 Gas connections No
COOKING RANGES INSTALLED **METERS INSTALLED**
 Coal, No. 1 No. 3 Army Range Gas, No. None
 Gas, No. None Electric, No. 5038162, and
 Electric, No. None ~~14808440~~
 Oil, No. None Steam, No. None
 Steam, No. None Water, No. None



ADDITIONS AND INSTALLATIONS

(Below enter chronologically all modifications, additions, introductions of water, sewer, lights, heating, etc.)

| DATE | | COST | DATE | | DATE |
|----------|---|-------|---------|---|-------|
| 10-15-18 | Electric wiring and fixtures installed | 69.60 | 5-13-32 | Removed, and taken up on property account, 1 | |
| 9-14-19 | 9-screen doors and 17-screen windows installed | 36.45 | | Range, cooking, electric, Westinghouse Console | |
| 8-8-29 | Meter No. 14808440 removed from quarters No. 10 | 13.75 | | Type, Style #471110, Serial #176678. D V #887 | 59.52 |
| | and installed herein. C V #99, F Y 1930. | | 6-30-33 | Installed: Sink, enameled iron, roll rim, with | |
| 2-1-30 | Installed 1 Range, Electric, replacing coal | | | "P" trap, faucets and tailpiece, 22 x 74". #2551 | 48.75 |
| | range; Westinghouse Console Type, Style #471110; | 59.52 | 5-14-34 | C.V. #1, 1934. | |
| | Meter, electric, in connection with range, | | | Installed: Linoleum, Inlaid, "D" Pattern, #7381 | 29.04 |
| | serial No. 14808440 (C.V. #630, 2-1-30) | 13.75 | | C.V. #C-1155 | |
| 2-5-30 | Switch, Trumbull, 3-pole, 60 amp., 250V., #45322 | 5.65 | 2-8-36 | Installed: 1 Bowl, Toilet | 14.00 |
| 12-8-30 | Replaced 2 doors, 5-panel, 2'10" x 6'10" | 5.75 | | 1 Lavatory | 7.35 |
| | 2'6" x 6'10" | 5.50 | | 2 Tubs, Laundry | 20.00 |
| | | | | 1 Tub, Bath | 37.00 |
| 9-1-31 | Installed: 1 Heater, water, Ideal, U. S. #40 | | 3-15-39 | Installed: 1 ea Cabinet, medicine, iron enam., | |
| | coal burning, 40-gal capacity | 50.56 | | w/mirror, 14" x 19" - Vou. C-1125-9 JUL 2 '38 S C P | 9.75 |
| 8-31-31 | Installed 21 yds. Linoleum, D Karnean, (Copenhagen) | 26.04 | | | |
| 10-27-31 | Installed 12 yds. Linoleum, "Copenhagen" CV #258 | 14.88 | | | |
| 11-28-31 | Installed; Fixtures, elec., Incandescent, comp. | 47.00 | | | |
| 11-28-31 | Elec. Fix. installed 10-15-18, removed. | | | | |
| 12-29-31 | Installed Heater, hot water, coal burning, | | | | |
| | U.S. #40, Capacity 40 gallons. CV #400 | 50.56 | | | |

INSTRUCTIONS—"a" State whether heated from central heating or by individual heating plants, stoves, furnaces, or fireplaces.
 "b" State whether steam, vapor, hot water, or hot air.
 "c" State whether gas, coal, oil, or central heating plant.

See reverse side of form.

REMARKS

Number changed from 9 per OQMG file 600.911, dated October 9, 1916.
Designation changed to Non-commissioned Officer's Quarters, per 4th Ind., File AG 600.911 Fort McDowell (4-23-31) (Misc.) D, dated
War Department, A.G.O., May 20, 1931, on letter Hdq. O.D. & R.D., Fort McDowell, Calif., File #600.05, dated April 23, 1931.

INSTRUCTIONS

If plans of building are available, forward copy of same showing information called for above. These plans should be checked against the building and any variations from same in the building as constructed should be noted.

If plans are not available make sketch plans and elevation in spaces above. The plans shown are typical of "quarters." Similar plans may be made for all types of buildings. There are 10 squares to the inch. Each square will represent 1 in., 2 in., 4 in., or 8 in., etc., as may be necessary to show entire building in the space allowed. Show inside dimensions and designation of each room. Indicate location of water and sewer connections. In space under heading "Details" show character of construction, story heights, etc.

Post Plan No. _____

O. Q. M. G.: Plan No. Unknown Building No. 50

Place Fort McDowell, Angel Island, California. (West Garrison)
 Designation of building Non-commissioned Officer's Quarters. Capacity 1-Co. Officer
 Total Cost, \$ 2,400.00 (Est) Date completed 1869
 Material: Walls Frame Foundation Wood
 Roof Shingles Floors Wood
 Total floor area above basement, square feet 1,727
 Size: Main building 23'0" X 32'0" Wings 15'0" X 17'0" Basement None
 a Stoves Height of first floor above ground 2'
 (How heated) How lighted Electricity
 b Coal (Type of heat) Water connections Yes
 c 40 gal. boiler attached to range Sewer connections Yes
 (Type of domestic hot water heater) Gas connections None
 COOKING RANGES INSTALLED METERS INSTALLED
 Coal, No. _____ Gas, No. None ✓
 Gas, No. None Electric, No. 48114763-14808693 ✓
 Electric, No. 1-Westinghouse, Console Type. Oil, No. None
 Oil, No. None Steam, No. None
 Steam, No. None Water, No. None



ADDITIONS AND INSTALLATIONS

(Below enter chronologically all modifications, additions, introductions of water, sewer, lights, heating, etc.)

| DATE | | COST | DATE | | DATE |
|----------|--|---------|---------|---|-------|
| 10-15-18 | Electric wiring and fixtures installed | 64.20 | 2-8-36 | Installed: 1 Bowl, Toilet | 14.00 |
| 9-10-19 | 6-door and 6-window screens installed | 27.60 | | 1 Sink, Kitchen | 31.75 |
| 11-14-29 | Coal cooking range replaced by 1 range, electric Westinghouse Console Type, Style #471110; Serial No. 217252, equipped with clock. | 59.52 ✓ | | 1 Lavatory | 7.35 |
| | 1-Meter, electric, in connection with range, #14808693 ✓ | 13.75 | | 2 Tubs, Laundry | 20.00 |
| 2-5-30 | Switch, Trumbull, 3-pole, 60Amp., 250 V., #45322 | 5.65 ✓ | 4-27-37 | 1 Tub, Bath | 37.00 |
| 2-21-30 | Installed 1-Heater, hot water, coal burning, 40 gallon capacity, US #40. C.V. #705. | 56.11 ✓ | 5-12-37 | 14 Screens, Window | 21.00 |
| 12-14-31 | Installed Shades, window, w. rollers & Brackets: 4-21x 60" | 2.80 ✓ | 1/21/39 | 2 Screens, Door | 7.00 |
| | 2 - 19 x 60" These 12 Shades replaced 6/3/35. | 1.20 | | Installed: 2 ea. Fixtures, 5-light, #2800ISCO CV#50 | 9.75 |
| | 2 - 24 x 60" | 1.40 | | 1 ea. Fixtures, 1-light, #641-ISCO | .26 |
| | 2 - 38 x 60" | 2.60 | | Installed: 1 ea. Sink, iron, enameled, white, 3" connections | 49.60 |
| | 2 - 36 x 72" C.V. #376 | 1.50 | | Installed 1 ea. Tray, laundry, cement, 2-compartment, 24" x 48" x 16". - Vou. No. C-912-A. 2 1936 SCP | 2.62 |
| 5-13-32 | Removed, and taken up on property account, 1 Range, cooking, electric, Westinghouse Console Type, Style #471110, Serial #217252. DV #887 | 59.52 ✓ | | | |

INSTRUCTIONS—"a" State whether heated from central heating or by individual heating plants, stoves, furnaces, or fireplaces.

"b" State whether steam, vapor, hot water, or hot air.

"c" State whether gas, coal, oil, or central heating plant.

See reverse side of form.

Post Plan No. _____

O. Q. M. G.: Plan No. Unknown Building No. 48 - 49

Place Fort McDowell, Angel Island, California. (West Garrison)
 Designation of building Non-commissioned Officers' quarters. Capacity 2-60. Officers
 Total Cost, \$ 4,500.00 (Est) Date completed 1864
 Material: Walls Frame Foundation Wood
 Roof Shingles Floors Wood
 Total floor area above basement, square feet 4,072
 Size: Main building 24'0" X 44'0" Wings 28'0" X 35'0" Basement None
 a Stoves (How heated) _____ Height of first floor above ground 2'6"
 b Coal (Type of heat) _____ How lighted Electricity
 c 40 gal. boilers attached to range (2) (Type of domestic hot water heater) _____ Water connections Yes
 Sewer connections Yes
 Gas connections None
 COOKING RANGES INSTALLED METERS INSTALLED
 Coal, No. 2 No. 3 Army Ranges Gas, No. None
 Gas, No. None Electric, No. None
 Oil, No. None Steam, No. None
 Steam, No. None Water, No. None



ADDITIONS AND INSTALLATIONS

(Below enter chronologically all modifications, additions, introductions of water, sewer, lights, heating, etc.)

| DATE | | COST | DATE | | COST. |
|----------|--|-------|---------|---|---------|
| 4-10-18 | Electric wiring and fixtures installed | 87.90 | 5/24/35 | Meter, wattour Duncan type Ser. #1250916- CV-1493 | \$12.57 |
| 10- 5-20 | Seven screens, door; 16 screens, window, installed | 32.50 | 2-8-36 | Installed: 2 Bowls, Toilet | 28.00 |
| 10-20-30 | Installed Shades, window, dark green, viz: | | | 2 Sinks, Kitchen | 63.00 |
| | 1-35 x 48", W/fixtures) | .85 | | 2 Lavatories | 14.70 |
| | 5-37 x 72", W/fixtures) # 49 | 5.00 | | 4 Tubs, Laundry | 40.00 |
| | 9-35 x 72", W/fixtures) | 8.55 | | 2 Tubs, Bath | 74.00 |
| 11-27-31 | Installed Linoleum, "Heraldic", Pattern #3530 C.V. 333 | 32.19 | 11/1/39 | 8 Screens, Window | 12.00 |
| | 20-1/2 sq.yds. | | | Installed on Vou #C-467-0 in Bldg. #48: 1 each | |
| 12-29-31 | Installed in Quarters #49, Heater, hot water, coal burning, U.S. #40, Capacity 40 Gals. CV#400 | 50.56 | | Lavatory, Vitreous ware, 20" with back wall | |
| 1-31-32 | Installed in Qrs. #49; Meter, Watthour, Dunkin, #1249759 | 12.57 | 11-7-42 | VB 20 Fig 8. | 7.70 |
| 2-26-32 | Installed: Bracket, chilled gold, M-2301 | 3.11 | | INSTALLED: "indow Shades Bldg. 48. Vou. C-175-3 | |
| | Chandelier, 1-V-635, 5-drop | 4.15 | | 12 Ea. 36" x 6' @ 1.072 | 12.88 |
| | Chandelier, 1-V-634, 4-drop | 3.53 | | 2 ea. 38" x 4' @ 1.073 | 2.15 |
| 10-20-32 | Installed window shades/Building 48 | | | 1 ea. 38" x 6' @ 1.073 | 1.073 |
| | 13- 36"x 72" DK.Green w/fixtures CV 144 | 7/20 | | | |
| 11-20-33 | Installed in Building #48. Heater, hot water, coal burning, 40 gal. cap., US #40. C.V.#380. | 50.56 | | | 602 |
| 1-23-33 | Installed 25 sq.yds. linoleum "Korea" #3103- | 45.63 | | | |
| | " 7 " " " #3504- | 10.08 | | | |

INSTRUCTIONS—"a" State whether heated from central heating or by individual heating plants, stoves, furnaces, or fireplaces.
 "b" State whether steam, vapor, hot water, or hot air.
 "c" State whether gas, coal, oil, or central heating plant.

* See reverse side of form.

Post Plan No. _____

O. Q. M. G.: Plan No. _____ Building No. 47

Place Fort McDowell, Angel Island, California. (West Garrison)
 Designation of building Non-Commissioned Officer's Quarters Capacity 1000
 Total Cost, \$ 2,400.00 (Est) Date completed 1869.
 Material: Walls Frame Foundation Wood
 Roof Shingles Floors Wood
 Total floor area above basement, square feet 1,727
 Size: Main building 23'0" X 32'0" Wings 15'0" X 17'0" Basement None
 a. Stoves (How heated) _____ Height of first floor above ground 2'6"
 b. Coal (Type of heat) _____ Height lighted Electricity
 c. 40 gal. boiler attached to range (Type of domestic hot water heater) _____ Water connections Yes
 Sewer connections Yes
 Gas connections None
 COOKING RANGES INSTALLED
 Coal, No. 1-No. 3 Army Range
 Gas, No. None
 Electric, No. None
 Oil, No. None
 Steam, No. None
 METERS INSTALLED
 Gas, No. None
 Electric, No. 4918306 and ~~xxxx~~ 1250536
 Steam, No. None
 Water, No. None



ADDITIONS AND INSTALLATIONS

(Below enter chronologically all modifications, additions, introductions of water, sewer, lights, heating, etc.)

| DATE | | COST | DATE | | DATE |
|----------|---|------------------|--------|---------------------------|-------|
| 10-15-18 | Electric wiring and fixtures installed | 57.80 | 2-8-36 | Installed: 1 Bowl, Toilet | 14.00 |
| 7-10-30 | Installed Switch, Trumbull, Type C, Circle T, #43322 | 5.15 | | 1 Lavatory | 7.35 |
| 12-29-31 | Installed Heater, hot water, coal burning, U.S. #40, Capacity 40 gallon CV #400 | 50.56 | | 2 Tubs, Laundry | 20.00 |
| 2-8-32 | Removed: Heater, hot water, coal burning, 40 gal. capacity, US #40. D.V. #586 | 50.56 | | 1 Tub, Bath | 37.00 |
| 1-31-32 | Installed: Meter, Watthour, Dunkin, #1250536 | 12.57 | | 15 Screens, Window | 22.50 |
| 6-30-33 | Installed: Sink, enameled iron, with "P" trap, swing faucet and tailpiece, 22 x 74", plate #2551. C.V.#1. | 48.75 | | 2 Screens, Door | 7.00 |
| 9-25-33 | Installed, Fixtures, electric light | | | | |
| | 1 - #635 | 4.13 | | | |
| | 1 - #25 | 2.75 | | | |
| | 2 - #1731 | 4.46 | | | |
| 6-26-34 | Installed 41-1/4 yds. linoleum, inlaid | 54.45 | | | |
| 5/31/35 | Installed 6 Window shades- -C/V 1543- | 6.66 | | | |


INSTRUCTIONS— "a" State whether heated from central heating or by individual heating plants, stoves, furnaces, or fireplaces.
 "b" State whether steam, vapor, hot water, or hot air.
 "c" State whether gas, coal, oil, or central heating plant.

See reverse side of form.

Post Plan No. _____

O. Q. M. G.: Plan No. Unknown Building No. 46

Place Fort McDowell, Angel Island, California. (West Garrison)
 Designation of building Non-commissioned Officer's quarters. Capacity 1-Co. Officer
 Total Cost, \$ 2,400.00 (Est) Date completed 1869
 Material: Walls Frame Foundation Wood
 Roof Shingles Floors Wood
 Total floor area above basement, square feet 1,727
 Size: Main building 23'0" X 32'0" Wings 15'0" X 17'0" Basement None
 a Stoves (How heated) _____ Height of first floor above ground 2'6"
 b Coal (Type of heat) _____ How lighted Electricity
 c 40 gal. boiler attached to range (Type of domestic hot water heater) _____ Water connections Yes
 Sewer connections Yes
 Gas connections None
 COOKING RANGES INSTALLED METERS INSTALLED
 Coal, No. 1-No. 3 Army Range Gas, No. None
 Gas, No. None Electric, No. 4918267 & 1249501
 Electric, No. None Oil, No. None
 Oil, No. None Steam, No. None
 Steam, No. None Water, No. None



ADDITIONS AND INSTALLATIONS

(Below enter chronologically all modifications, additions, introductions of water, sewer, lights, heating, etc.)

| DATE | | COST | DATE | DATE |
|----------|---|-------|------|------|
| 10-15-18 | Electric wiring and fixtures installed. | 65.40 | | |
| 7-10-30 | Installed Switch, Trumbull, Type C, Circle T, #43322 | 5.15 | | |
| 12-14-31 | Installed 12 Shades, window, 39 x 72", w/fixt. C.V.#376 | 12.00 | | |
| 12-29-31 | Installed Heater, hot water, coal burning, U.S.#40, Capacity 40 gallons CV #400 | 50.56 | | |
| 1-31-32 | Installed: Meter, Watthour, Dunkin, #1249501 | 12.57 | | |
| 8-23-33 | Installed: 14 sq.yds. Linoleum, Battleship, "Sealex", green, Type B. | 13.44 | | |
| | 1 Sink, kitchen, enam.iron, 60 x 22" | | | |
| | L.H.Drain board, P trap, swing faucet and legs C.V. #113. | 54.25 | | |
| 4/4/36 | INSTALLED- 25 sq.yds.Linoleum- @ \$1.05- CV 1303- | 26.25 | | |
| 2-8-36 | Installed: 1 Bowl, Toilet | 14.00 | | |
| | 1 Lavatory | 7.35 | | |
| | 2 Tubs, Laundry | 20.00 | | |
| | 1 Tub, Bath | 37.00 | | |
| | 14 Screens, Window | 21.00 | | |
| | 2 Screens, Door | 7.00 | | |
| 10-1-42 | INSTALLED: Shades, window, Asst'd, Vou. No. C-95-3 Sea. @ 1.31 | 3.93 | | |


INSTRUCTIONS—"a" State whether heated from central heating or by individual heating plants, stoves, furnaces, or fireplaces.
 "b" State whether steam, vapor, hot water, or hot air.
 "c" State whether gas, coal, oil, or central heating plant.

See reverse side of form.

Post Plan No. _____

O. Q. M. G.: Plan No. Unknown Building No. 44 - 45

Place Fort McDowell, Angel Island, California. (West Garrison)
 Designation of building Non-commissioned Officers' Quarters. Capacity 2-Co. Officers
 Total Cost, \$ 3,500.00 (Est) Date completed 1864
 Material: Walls Frame Foundation Wood
 Roof Shingles Floors Wood
 Total floor area above basement, square feet 4,064
 Size: Main building 26'0" X 44'0" Wings 24'0" X 37'0" Basement None
 a Stoves Height of first floor above ground 2'
 (How heated)
 b Coal How lighted Electricity
 (Type of heat) Water connections Yes
 c 40 gal. boilers attached to ranges (#) Sewer connections Yes
 (Type of domestic hot water heater) Gas connections None
 COOKING RANGES INSTALLED METERS INSTALLED
 Coal, No. 2-No. 3 Army Ranges. Gas, No. None
 Gas, No. None Electric, No. 1249739 & 5174541
 Electric, No. None ~~None~~ 1250695 & 491844
 Oil, No. None Steam, No. None
 Steam, No. None Water, No. None



ADDITIONS AND INSTALLATIONS

(Below enter chronologically all modifications, additions, introductions of water, sewer, lights, heating, etc.)

| DATE | | COST | DATE | | Cost. |
|----------|--|--------|----------|---|----------|
| 9-12-18 | Electric light connections and fixtures installed | 84.20 | 6/ 5/35. | REMOVED Qtrs.44- Heater, Hot water 40 gal. US #40- | \$ 50.56 |
| 8-21-30 | Installed Shades, window: 5-37 x 72" w/rollers & 4-36 x 72" fixtures | 4.30 | 6/ 6/35- | INSTALLED- 1 Tank, hot water- 30 gallon- - - - - | 15.00 |
| | 1-40 x 72" complete | 3.44 | | 1 Stand for same- - - - - | 1.90 |
| | 1-32 x 72" | 1.10 | 2-8-36 | Installed: 2 Bowls, Toilet | 28.00 |
| 7-10-30 | Installed 2-Switches, Trumbull, Type C, Circle T, #43322 | .86 | | 1 Sink, Kitchen | 31.75 |
| 12-8-30 | Replaced 1 door, screen, 1-1/8" x 5' x 7' 2" | 10.30 | | 2 Lavatories | 14.70 |
| 9-30-31 | Installed 44&45: 47 Sq. Yds. Linoleum, inlaid, pattern # 0406, Code "Tracy" | 6.25 | | 4 Tubs, Laundry | 40.00 |
| 12-29-31 | Installed 2 Heaters, hot water, coal burning, U.S. #40, Capacity 40 gallons CV #400 | 52.17 | | 2 Tubs, Bath | 74.00 |
| 1-31-32 | Installed: 2 Meters, Watthour, Dupkin, #44-# 1250529; #45-#1250895 | 101.12 | 6/13/39 | 20 Screens, Window | 30.00 |
| 2-26-32 | Installed: 23 yds. linoleum | 25.14 | 3-15-39 | 4 Screens, Door | 14.00 |
| 7-29-32 | Installed: Fixture, electric, #1535-5 light | 28.52 | 5/13/39 | Installed: 1 Basin, 14x17" | 5.62 |
| | Fixture, electric, # 635-5 light | 3.22 | 3-15-39 | Installed: 1 ea Cabinet, medicine, iron, enamelled, w/mirror, 14" x 19" - Vou. C-1125-9 JUL 2 '39 SCP | 9.75 |
| 2-24-33 | Installed in #44, 2 Fixtures, electric light, 5-light, 17" spread, length 36", #1535 CV 55 | 4.13 | 1/21/39 | Installed in Qtrs. #44: 1 ea Basin, wash, earthenware, 14"x17". Vou. No. C-912-A. JUL 2 '39 SCP | 5.62 |
| | Installed: Sink, enameled iron, one piece, roll-rim, with right hand drain board, 20 x 52", with "S" Trap, no faucet. C.V. #528. | 26.00 | | | |

INSTRUCTIONS—"a" State whether heated from central heating or by individual heating plants, stoves, furnaces, or fireplaces.

"b" State whether steam, vapor, hot water, or hot air.

"c" State whether gas, coal, oil, or central heating plant.

See reverse side of form.

Post Plan No.

O. Q. M. G.: Plan No. Unknown Building No. 43

Place Fort McDowell, Angel Island, California (West Garrison)
 Designation of building Non-commissioned Officer's Quarters Capacity 1-N.O.
 Total cost, \$ 3,000.00 (Est.) Date completed 1864
 Material: Walls Frame Foundation Wood
 Roof Shingles Floors Wood
 Total floor area above basement, square feet 4,050
 Size: Main building 58'10" x 24'6" Wings 25'6" x 24'6" Basement None
 a Stoves (How heated) Height of first floor above ground 11'0"
 b Coal (Type of heat) How lighted Electricity
 c Hot Water Heater, U.S. #40. (Type of domestic hot water heater) Water connections Yes
 Sewer connections Yes
 Gas connections None

COOKING RANGES INSTALLED
 Coal, No. None
 Gas, No. None
 Electric, No. Westinghouse "Console" #471110.
 Oil, No. None
 Steam, No. None

METERS INSTALLED
 Gas, No. None
 Electric, No. 1250529 & 4898450
 Oil, No. None
 Steam, No. None
 Water, No. None



ADDITIONS AND INSTALLATIONS

(Below enter chronologically all modifications, additions, introductions of water, sewer, lights, heating, etc.)


| DATE | | COST | DATE | | COST |
|----------|---|-------|---------|---|------------------|
| 10-15-18 | Installed: Electric Light Fixtures | 78.50 | 2- 8-32 | Removed: Heater, hot water, coal burning, 40 gal. capacity, US #40. DV #586 | 50.00 |
| 8- 2-26 | Installed: Coal Bin and Chute | 32.50 | | | |
| 7-10-30 | Installed: 10 Shades, window, 38 x 72") with 4 " " " 39 x 72") rollers | 15.12 | 1-31-32 | Installed: 50 yds. Linoleum | 61.38 |
| 8-21-30 | Installed: 8 Shades, window, 38 x 72") with 2 " " " 24 x 60") fixtures 3 " " " 30 x 60") complete | 11.18 | | 1 Tray, Laundry, Cement, 2-part | 12.65 |
| 11-28-31 | Removed: Electric Light Fixtures | 78.50 | | 1 Sink, enameled iron, 20 x 46" | 38.75 |
| | Installed: 2 Bowls, toilet, w/covers CV 334 | 24.00 | | 18 Shades, window, viz: 1-49-1/2 x 48" 4-39 x 72" 6-40 x 72" 1-39 x 60" 3-38 x 48" 1-39 x 48" 1-37 x 48" 1-33 x 72" | |
| | Fixtures, Electric Light, viz: 1-Ceiling, 14", Lavolier, 5 light, #2800 | | 1-31-32 | Removed: Shades, window, (27) | 26.30 |
| | 1- " " " 5 " " #2800 | | 2-8-36 | Installed: 1 Lavatory | 2.85 |
| | 2-Ivory, Dec. D 21 690 | | | 1 Tub, Bath | 37.00 |
| | 2-Stratford, #621. | | | 27 Screens, Window | 40.50 |
| | 1-U green, lavolier, 1408/210, 208 | 29.66 | | 3 Screens, Door | 10.50 |
| | 1-Heater, hot water, US #40. | 50.56 | 7-22-37 | Removed: DV-169-8: 1 Ba. Sink, kitchen. | 31.75 |
| | 1-Meter, watt hour, 3-wire, single phase, 60 Cycle, 25 Amp., 230 V., Duncan Type, metal cover, #1249739 | 12.57 | | | |
| | 1-Switch, Trumbull, Univ. Service, #971-123 | 2.10 | | | |
| | 1-Switch, Westinghouse, Type WK-62, Style # K62332, 60 Amp., 250V., 3-pole, solid neutral. | 3.50 | | | |

INSTRUCTIONS.—"a" State whether heated from central heating or by individual heating plants, stoves, furnaces, or fireplaces.
 "b" State whether steam, vapor, hot water, or hot air.
 "c" State whether gas, coal, oil, or central heating plant.

Post Plan No. _____

O. Q. M. G.: Plan No. _____ Building No. 41

Place Fort McDowell, Angel Island, California. (East Garrison)
 Designation of building Noncommission Officers Quarters Capacity 1-N.C.O.
 Total Cost, \$ 550.00 (Est) Date completed January, 1910.
 Material: Walls Frame Foundation Wood
 Roof Shingles Floors Wood
 Total floor area above basement, square feet 864 Sq.ft
 Size: Main building 28' x 36' Wings 16'x17' Basement _____
 a Stoves (How heated) _____ Height of first floor above ground 1' _____
 b Coal. (Type of heat) _____ How lighted Electricity
 c 1- 40 Gal boiler attached to Range. (Type of domestic hot water heater) _____ Water connections Yes
 Sewer connections Yes
 Gas connections None
 METERS INSTALLED
 Coal, No. 1-No.3 Army Range Gas, No. None
 Gas, No. None Electric, No. 4898162 ✓
 Electric, No. None Oil, No. None
 Oil, No. None Steam, No. None
 Steam, No. None Water, No. None



ADDITIONS AND INSTALLATIONS

(Below enter chronologically all modifications, additions, introductions of water, sewer, lights, heating, etc.)

| DATE | | COST | DATE | DATE |
|----------|--|--------|------|------|
| 10/15/18 | Electric Lights installed | 57.00 | | |
| 10/5/19 | 1-Tobacco Heater, #200 installed | 127.50 | | |
| 9-12-29 | 1-40 gal tank removed and replaced with 1-tank, hot water, upright, 30-gal. capacity (est cost) | 18.00 | | |
| 2-8-36 | Installed: 1 Bowl, Toilet | 14.00 | | |
| | 1 Sink, Kitchen | 31.75 | | |
| | 1 Lavatory | 7.35 | | |
| | 2 Tubs, Laundry. <i>Removed Van C-6-41</i> | 20.00 | | |
| | 1 Tub, Bath | 37.00 | | |
| | 12 Screens, Windwo | 18.00 | | |
| | 2 Screens, Door | 7.00 | | |
| 5/4/38 | Installed: 836 Ft. Flooing, T&G | 30.93 | | |
| 5/26/38 | Installed: 1 Shade, glass, and holder | .43 | | |
| 5/10/40 | Installed: 1 Meter, watthour, AC., 100-200-V., 3-wire, 60-cycle, single phase, 10-amps. Ser. No., 409236.A | 7.50 | | |
| 5/29/40 | Installed on Vou C-1536: 11 ea Shades, window complete, asst. sizes & colors - 1.35 each. | 14.85 | | |

*Salvaged
 2nd Ind. Q. M. G.
 5-29-41
 Total 600.6*


INSTRUCTIONS—"a" State whether heated from central heating or by individual heating plants, stoves, furnaces, or fireplaces.

"b" State whether steam, vapor, hot water, or hot air.

"c" State whether gas, coal, oil, or central heating plant.

See reverse side of form.

Place Fort McDowell, Angel Island, California. (East Garrison)
 Designation of building Corral Capacity 52 Animals
 Total cost, \$ 2,350.00 Date completed October 1910
 Material: Walls Concrete and frame Foundation Concrete
 Roof Shingles Floors Concrete
 Total floor area above basement, square feet 4,100
 Size: Main building 31'0" X 155'0" Wings None Basement None
 a Stove (How heated) Height of first floor above ground Ground level
 b Coal (Type of heat) How lighted Electricity
 c None (Type of domestic hot water heater) Water connections Yes
 Sewer connections Yes
 Gas connections None



COOKING RANGES INSTALLED
 Coal, No. None
 Gas, No. None
 Electric, No. None
 Oil, No. None
 Steam, No. None

METERS INSTALLED
 Gas, No. None
 Electric, No. 5185199
 Oil, No. None
 Steam, No. None
 Water, No. None

ADDITIONS AND INSTALLATIONS

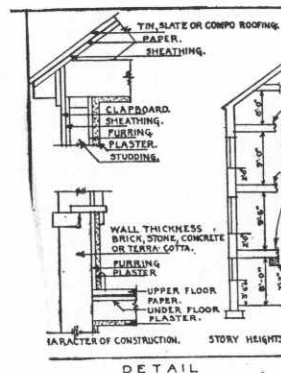
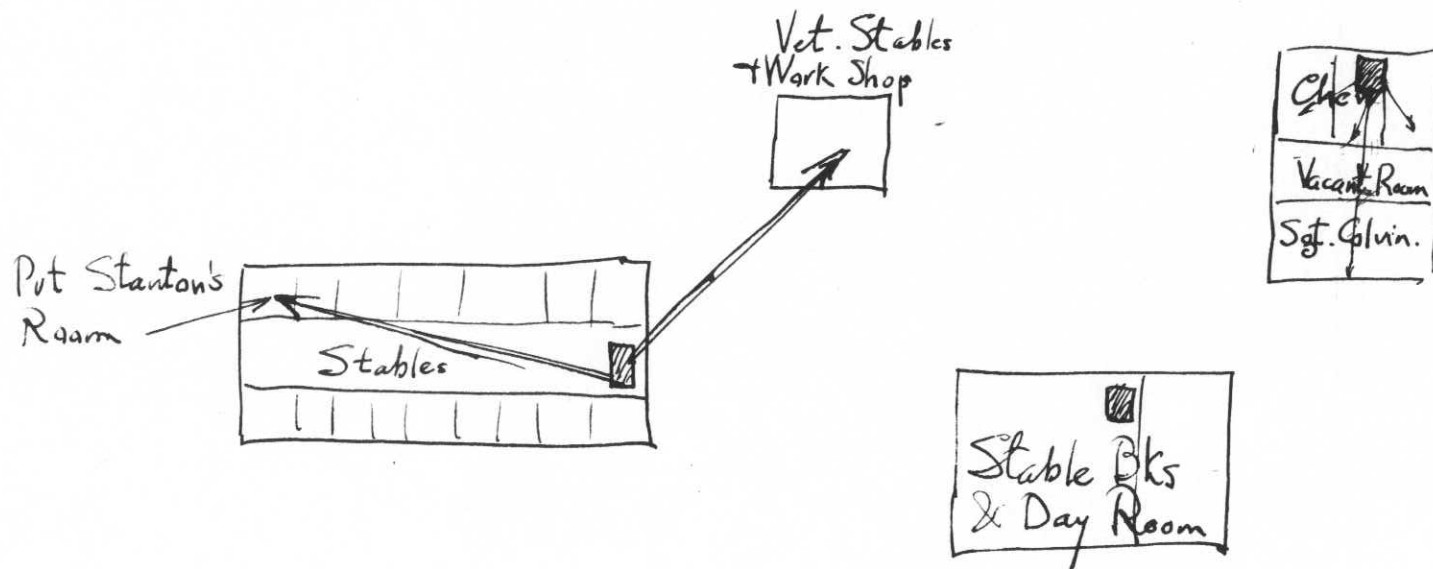
(Below enter chronologically all modifications, additions, introductions of water, sewer, lights, heating, etc.)

| DATE | | COST | DATE | COST |
|----------|--|----------|------|------|
| 12/12/35 | Installed- Meter, Westinghouse, No. 190339-C/V-752 | \$20.00 | | |
| 2-8-36 | Installed: 1 Sink, Kitchen | 31.75 | | |
| 5-8-39 | Installed: 45 Boxes, feed, galv. iron, C/vou. 1359-9 | \$135.00 | | |
| 5-6-41 | REMOVED: Vou C-5-41. 1 ea Meter, Westinghouse No. 190339 @ 20.00 | 20.00 | | |
| 8-14-41 | REMOVED: Vou. C-2-2. 45 Boxes, feed, galvanized iron @ 3.00 | 135.00 | | |
| | | | | |
| | | | | |
| | | | | |
| | | | | |
| | | | | |
| | | | | |
| | | | | |
| | | | | |
| | | | | |
| | | | | |
| | | | | |
| | | | | |
| | | | | |
| | | | | |
| | | | | |
| | | | | |
| | | | | |
| | | | | |
| | | | | |
| | | | | |
| | | | | |
| | | | | |
| | | | | |
| | | | | |
| | | | | |
| | | | | |

INSTRUCTIONS.—“a” State whether heated from central heating or by individual heating plants, stoves, furnaces, or fireplaces.
 “b” State whether steam, vapor, hot water, or hot air.
 “c” State whether gas, coal, oil, or central heating plant.

DIAGRAM OF METER WIRING CONNECTIONS IN QUARTERS 40, 41, 61.

March 21, 1938



DETAIL

INSTRUCTIONS


If plans of building are available, forward copy of same showing information called for above. These plans should be checked against the building and any variations from same in the building as constructed should be noted.

If plans are not available make sketch plans and elevation in spaces above. The plans shown are typical of "quarters." Similar plans may be made for all types of buildings. There are 10 squares to the inch. Each square will represent 1', 2', 4', or 8', etc., as may be necessary to show entire building in the space allowed. Show inside dimensions and designation of each room. Indicate location of water and sewer connections. In space under heading "Details" show character of construction, story heights, etc.

Post Plan No. _____

O. Q. M. G.: Plan No. Unknown Building No. 39

Place Fort McDowell, Angel Island, California. (West Garrison) 320 Sq. Ft.
 Designation of building Waiting Room and Freight House. Capacity Storage
 Total Cost, \$ 400.00 Date completed May, 1919
 Material: Walls Frame Foundation Wood
 Roof Shingles Floors Wood
 Total floor area above basement, square feet 375
 Size: Main building 16'0" X 26'0" Wings 0 Basement 0
 a Stoves Height of first floor above ground On wharf
 (How heated) On wharf
 b Coal How lighted Electricity
 (Type of heat) Electricity
 c None Water connections Yes
 (Type of domestic hot water heater) None
 Sewer connections None
 Gas connections None
 COOKING RANGES INSTALLED METERS INSTALLED
 Coal, No. None Gas, No. None
 Gas, No. None Electric, No. See Bldg # 83
 Electric, No. None Oil, No. None
 Oil, No. None Steam, No. None
 Steam, No. None Water, No. None



ADDITIONS AND INSTALLATIONS

(Below enter chronologically all modifications, additions, introductions of water, sewer, lights, heating, etc.)

| DATE | | COST | DATE | DATE |
|--------|---------------------------|-------|------|------|
| 2-8-36 | Installed: 1 Bowl, Toilet | 14.00 | | |
| | 1 Lavatory | 7.35 | | |
| | | | | |
| | | | | |
| | | | | |
| | | | | |
| | | | | |
| | | | | |
| | | | | |
| | | | | |
| | | | | |
| | | | | |
| | | | | |
| | | | | |
| | | | | |
| | | | | |
| | | | | |
| | | | | |
| | | | | |
| | | | | |
| | | | | |
| | | | | |


INSTRUCTIONS—"a" State whether heated from central heating or by individual heating plants, stoves, furnaces, or fireplaces.
 "b" State whether steam, vapor, hot water, or hot air.
 "c" State whether gas, coal, oil, or central heating plant.

See reverse side of form.

Post Plan No. _____

O. Q. M. G.: Plan No. Unknown Building No. 38

Place Fort McDowell, Angel Island, California. (East Garrison)
 Designation of building Automobile Shed WATER SHED Capacity 6-Vehicles
 Total cost, \$ 750.00 Date completed August, 1914.
 Material: Walls Frame Foundation Concrete
 Roof Tar paper Floors Earth
 Total floor area above basement, square feet 1,502. 1,603
 Size: Main building 25' X 64'4" Wings 0 Basement 0
 a None (How heated) Height of first floor above ground 0
 b None (Type of heat) How lighted 0
 c None (Type of domestic hot water heater) Water connections 0
 Sewer connections 0
 Gas connections 0



COOKING RANGES INSTALLED
 Coal, No. 0
 Gas, No. 0
 Electric, No. 0
 Oil, No. 0
 Steam, No. 0

METERS INSTALLED
 Gas, No. 0
 Electric, No. 0 5785-1-9
 Oil, No. 0
 Steam, No. 0
 Water, No. 0

ADDITIONS AND INSTALLATIONS

(Below enter chronologically all modifications, additions, introductions of water, sewer, lights, heating, etc.)

| DATE | COST | DATE | COST |
|------|------|------|------|
| | | | |
| | | | |
| | | | |
| | | | |
| | | | |
| | | | |
| | | | |
| | | | |
| | | | |
| | | | |
| | | | |
| | | | |
| | | | |
| | | | |
| | | | |
| | | | |
| | | | |
| | | | |
| | | | |
| | | | |
| | | | |
| | | | |

INSTRUCTIONS.—“a” State whether heated from central heating or by individual heating plants, stoves, furnaces, or fireplaces.
 “b” State whether steam, vapor, hot water, or hot air.
 “c” State whether gas, coal, oil, or central heating plant.


See reverse side of form.

Post Plan No. 9-41

200

O.Q.M.G.: Plan No. _____ Building No. P-38

Place Fort Mc Dowell, Angel Island, California (North Garrison)
 Designation of building Linen room and Orderly room Capacity _____
 Total cost, \$ 750.00 Date completed August, 1914.
 Material: Walls Stucco over wood frame Foundation Concrete
 Roof Composition roofing Floors Concrete and wood flooring
 Total floor area above basement, square feet 1616
 Size: Main building 64' X 25'3" Wings None Basement None
 a Individual stoves Height of first floor above ground Ground level
 (How heated) _____
 b Coal How lighted Electricity
 (Type of heat) _____
 c None Water connections None
 (Type of domestic hot water heater) _____
 Sewer connections None
 Gas connections None



COOKING RANGES INSTALLED
 (Give quantity and size)
 Coal None
 Gas None
 Electric None
 Oil None
 Steam None

REFRIGERATORS INSTALLED
 (Give quantity and size)
 Gas None
 Electric None
 Ice None

METERS INSTALLED
 (Give quantity and capacity)
 Gas None
 Electric 1- ea.
 Oil None
 Steam None
 Water None

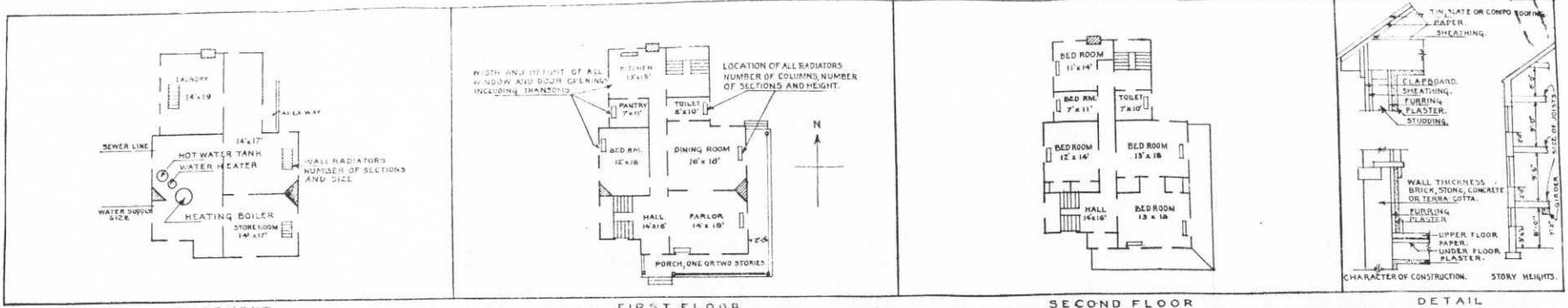
Work accomplished from WPA funds appropriated under Proj. No. OP65-2-08-174.

ADDITIONS AND INSTALLATIONS

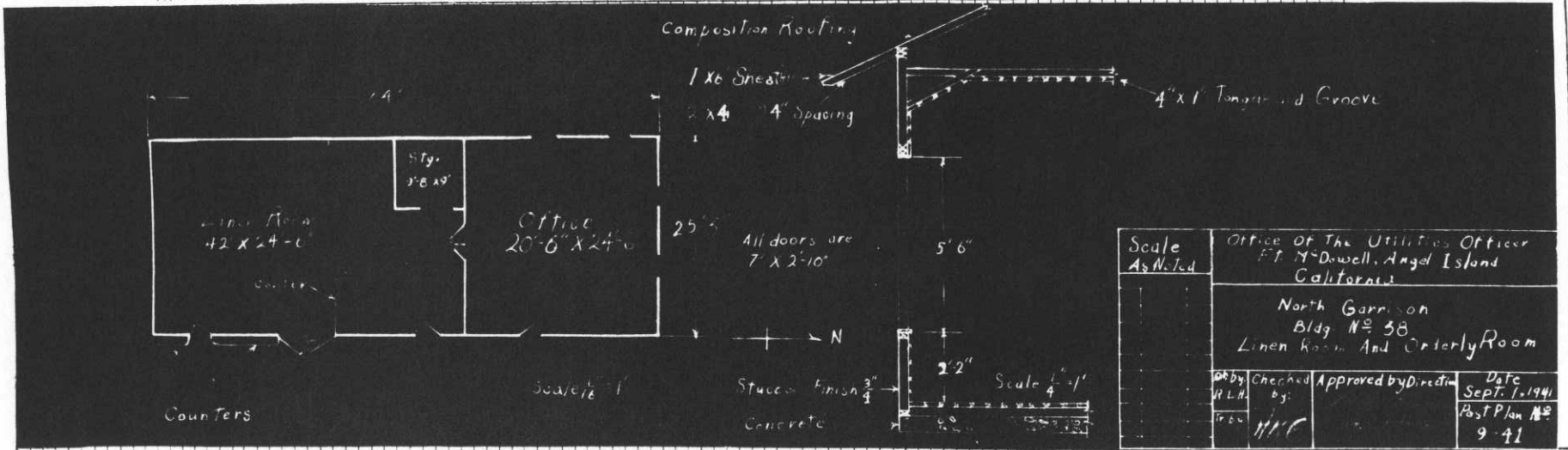
(Below enter chronologically all modifications, additions, introductions of water, sewer, lights, heating, etc.)

| DATE | | COST | DATE | COST |
|------|---|-------------|------|------|
| | No expenditures to date. | | | |
| | Rehabilitation and alterations to convert building from Wagon shed to linen room and Orderly room completed 11/1/41. Total cost includes: Labor \$2156.00; WPA Material \$262.00; and \$85.62 B&Q Material. | \$ 2,504.62 | | |
| | | | | |
| | | | | |
| | | | | |
| | | | | |
| | | | | |
| | | | | |
| | | | | |
| | | | | |
| | | | | |
| | | | | |
| | | | | |
| | | | | |
| | | | | |
| | | | | |
| | | | | |
| | | | | |
| | | | | |
| | | | | |
| | | | | |
| | | | | |

INSTRUCTIONS.—“a” State whether heated from central heating or by individual heating plants, stoves, furnaces, or fireplaces.
 “b” State whether steam, vapor, hot water, or hot air.
 “c” State whether gas, coal, oil, or central heating plant.



IN SPACE BELOW SKETCH BASEMENT AND FLOOR PLANS OF BUILDINGS, GIVING DATA AS PER PLANS ABOVE



REMARKS

INSTRUCTIONS


If plans of building are available, forward copy of same showing information called for above. These plans should be checked against the building and any variations from same in the building as constructed should be noted.

If plans are not available make sketch plans and elevation in spaces above. The plans shown are typical of "quarters." Similar plans may be made for all types of buildings. There are 10 squares to the inch. Each square will represent 1', 2', 4', or 8', etc., as may be necessary to show entire building in the space allowed. Show inside dimensions and designation of each room. Indicate location of water and sewer connections. In space under heading "Details" show character of construction, story heights, etc.

Post Plan No. _____

O. Q. M. G.: Plan No. _____ Building No. 37

Place Fort McDowell, Angel Island, California. (East Garrison.)
 Designation of building Noncommissioned Officers Quarters Capacity 1-N.C.O.
 Total Cost, \$ 177.25 Date completed Jan., 1916
 Material: Walls Frame Foundation Wood
 Roof Shingles Floors Wood
 Total floor area above basement, square feet 1057
 Size: Main building 28' x 37'-9" Wings _____ Basement _____
 a Stoves _____ Height of first floor above ground 2'6"
 (How heated) _____
 b Coal _____ How lighted Electricity
 (Type of heat) _____ Water connections Yes
 c 40 gal. boiler attached to range Sewer connections Yes
 (Type of domestic hot water heater) Gas connections None
COOKING RANGES INSTALLED **METERS INSTALLED**
 Coal, No. 1 No. 3 Army Range Gas, No. None
 Gas, No. None Electric, No. 1250803 86855
 Electric, No. None Oil, No. None
 Oil, No. None Steam, No. None
 Steam, No. None Water, No. None



ADDITIONS AND INSTALLATIONS

(Below enter chronologically all modifications, additions, introductions of water, sewer, lights, heating, etc.)

| DATE | | COST | DATE | | DATE |
|----------|--|-------|---------|---|-------|
| 12-29-28 | Two tubs, laundry installed | 49.50 | 4/24/36 | INSTALLED:- Sink, C.I., enamelled 22 x 60" - C/V-1312- | 46.00 |
| 7-10-30 | Installed 6 Shades, window, 39x72", w/rollers | 10.80 | 2-8-36 | Installed: 1 Bowl, Toilet | 14.00 |
| 6 - 4-31 | Installed 6 Shades, window, green, w/fixtures | 4.60 | | 1 Lavatory | 7.35 |
| 10/28/32 | Installed Fixtures, electric light, 3-light, #623. | 4.36 | | 1 Tub, Bath | 37.00 |
| " | Installed 5 Switches, Trumbull, #20322 | 21.75 | | 9 Screens, Window | 13.50 |
| " | Installed 1 Switch, Trumbull, 60 Amp., 250 V., #72322 | 9.50 | 8-30-37 | 2 Screens, Door | 7.00 |
| " | Installed 1 Switch, Trumbull, Universal, #971-123 | 2.10 | | Installed, CV-163-8: | |
| " | Installed Meter, watt-hour, 3-wire, single phase 60-Cycle, 25 Amp., 230 V., Duncan Type, #1250803, C.V. #254 | 12.56 | 3-15-39 | 14 sq. ft. Linoleum. | 12.88 |
| 9-3-32 | Installed: Tank, with valve, straight stop and tailpiece, 5" x 5' | 23.85 | 3-15-39 | 14 sq. ft. Felt paper. | 0.54 |
| 4- 1-35 | Heater, Hot Water US #40-40 gal. cap. (CV 1303) | 50.56 | 3-25-39 | Installed: 1 ea Cabinet, medicine, iron, enamelled, w/mirror, 14" x 19" - Vou. C-112E-9 Jul 2 '39 S C P | 9.75 |
| 4/11/35 | Linoleum, "Pabco" Std. Wt. 12 yds. do | 13.68 | 3-25-39 | Installed: Heater, water, elect., Thermador, 40 gal. # 8803 on Vou. C-1179-9 Jul 2 '39 S C P | 50.00 |
| 4/11/35 | REMOVED- Tank, Hot Water, attached to Army Range #3-D/V-1314- | 15.00 | 10-8-41 | INSTALLED: Vou D-606-2. 8 ea Shades, window, Complete, (assorted colors and sizes) Lot \$11.58 | 11.58 |
| 3/20/36 | INSTALLED. Linoleum, 2 1/2 yds. - CV-1207 - - - | 2.85 | 10-8-41 | REMOVED: Vou C-4-42: | |
| 4/4/36 | " " 14 sq. yds. @ \$1.05- CV 1303 - - - | 14.70 | | 1 ea Heater, water, electric, "Thermador" #8803 | 50.00 |

INSTRUCTIONS—"a" State whether heated from central heating or by individual heating plants, stoves, furnaces, or fireplaces.
 "b" State whether steam, vapor, hot water, or hot air.
 "c" State whether gas, coal, oil, or central heating plant.

See reverse side of form.

REMARKS

Constructed by post labor with materials salvaged from buildings condemned and destroyed at West Garrison.

INSTRUCTIONS

If plans of building are available, forward copy of same showing information called for above. These plans should be checked against the building and any variations from same in the building as constructed should be noted.

If plans are not available make sketch plans and elevation in spaces above. The plans shown are typical of "quarters." Similar plans may be made for all types of buildings. There are 10 squares to the inch. Each square will represent 1 in., 2 in., 4 in., or 8 in., etc., as may be necessary to show entire building in the space allowed. Show inside dimensions and designation of each room. Indicate location of water and sewer connections. In space under heading "Details" show character of construction, story heights, etc.

Post Plan No. _____

O. Q. M. G.: Plan No. Unknown Building No. 36

Place Fort McDowell, Angel Island, California. (East Garrison)
 Designation of building Non-Commissioned Officers Quarters Capacity 1-N.C.O.
 Total Cost, \$ 500.00 Date completed April 1916
 Material: Walls Frame Foundation Concrete Piers
 Roof Shingles Floors wood
 Total floor area above basement, square feet 1064
 Size: Main building 28' X 38' Wings 0 Basement 0
 a Stoves Height of first floor above ground 5ft.
 (How heated)
 b Coal How lighted Electricity
 (Type of heat)
 c 40 gal. boiler attached to range Water connections Yes
 (Type of domestic hot water heater)
 Sewer connections Yes
 Gas connections None
 METERS INSTALLED
 COOKING RANGES INSTALLED
 Coal, No. 1-No. 3 Army Range Gas, No. None
 Gas, No. None Electric, No. 3834304 & 1250698
 Electric, No. None Oil, No. None
 Oil, No. None Steam, No. None
 Steam, No. None Water, No. None



ADDITIONS AND INSTALLATIONS

(Below enter chronologically all modifications, additions, introductions of water, sewer, lights, heating, etc.)

| DATE | | COST | DATE | DATE |
|----------|---|---|------|------|
| 3-31-31 | Installed Switch, Trumbull, 3-pole, solid neut., 60A, 250V, #44322 | 5.65 ✓ | | |
| 10-27-31 | Installed 1 Heater, water, coal-burning, 40 -gal. capacity, U S #40. C.V.#258 | 50.56 ✓ | | |
| 11-27-31 | Installed linoleum, "Sealex", Pattern #7261 C.V.333 27 sq. yds. | 33.48 ✓ | | |
| 12-14-31 | Installed Shades, window, viz: (8 ea. 39 x 84" C.V.#376 <i>Remade</i> ⑥) | 8.80 ✓ | | |
| 1-31-32 | Installed: Meter, Watthour, Dunkin, #1250698 ✓ | 12.57 ✓ | | |
| 2-26-32 | Installed: Chandelier, 1-V-635, 5-drop Chandelier, 1-V-634, 4-drop | 4.15 ✓ 3.53 ✓ | | |
| 1-24-33 | Installed 2-Fixtures, electric light, #633, "The Stratford Line" | 5.70 ✓ | | |
| 2-8-36 | Installed: 1 Bowl, Toilet 1 Sink, Kitchen 1 Lavatory 2 Tubs, Laundry 1 Tub, Bath 34 Screens, Window 2 Screens, Door | 14.00 31.75 7.35 20.00 37.00 54.00 7.00 | | |
| 10-1-42 | Installed: Shades, window, Asst'd vou. No. C-95-3 8 ea. @ 1.31 | 10.48 | | |

INSTRUCTIONS—"a" State whether heated from central heating or by individual heating plants, stoves, furnaces, or fireplaces.
 "b" State whether steam, vapor, hot water, or hot air.
 "c" State whether gas, coal, oil, or central heating plant.

See reverse side of form.

Post Plan No. _____

O. Q. M. G.: Plan No. Unknown Building No. 32

Place Fort Mc Dowell, Angel Island, California. (East Garrison)
 Designation of building Non-Commissioned Officers Quarters Capacity 1-N.C.O.
 Total Cost, \$ 1700.00 Date completed May 31, 1906
 Material: Walls Frame Foundation Stone piers
 Roof Shingles Floors Wood
 Total floor area above basement, square feet 934.29
 Size: Main building 28'-2" x 33'-2" Wings 16' x 18' Basement _____
 a Stoves _____ Height of first floor above ground 1 ft. 6"
 (How heated) _____ How lighted Electricity
 b Coal _____ Water connections Yes
 (Type of heat) _____ Sewer connections Yes
 c 1-40 Gal. Hot water boiler attached to Range Gas connections None
 (Type of domestic hot water heater) _____
 COOKING RANGES INSTALLED METERS INSTALLED
 Coal, No. 1- No. 3 Army Range Gas, No. None
 Gas, No. None Electric, No. 1250819 & 6307719
 Electric, No. None Oil, No. None
 Oil, No. None Steam, No. None
 Steam, No. None Water, No. None



ADDITIONS AND INSTALLATIONS

(Below enter chronologically all modifications, additions, introductions of water, sewer, lights, heating, etc.)

| DATE | | COST | DATE | DATE |
|------------|--|---------------|------|------|
| 11/2/1906 | Bath tub and wash basin installed | \$30.60 | | |
| 11/10/1906 | Water closet installed | 24.00 | | |
| 11/1907 | Range boiler, 40 gal. installed; G.I. | 38.50 | | |
| 12-29-31 | Installed 1 Heater, hot water, coal burning U.S. #40, Capacity 40 gallons CV #400 | 50.56 | | |
| 1-31-32 | Installed: Meter, watt-hour, Dunkin, #1250819 | 12.57 | | |
| 2-3-36 | Installed: 1 Sink, Kitchen | 31.75 | | |
| | 18 Screen, Window | 27.00 | | |
| | 2 Screens, Door | 7.00 | | |
| 3-15-39 | Installed: 1 ea Cabinet, medicine, iron enam., w/mirror, 14" x 19" - Vou. C-1125-9 JUL 2 '39 S C P | 9.75 | | |
| 1/21/39 | Installed: 2 ea Shades, window, green & cream 1 ea Sink, kitchen, iron, enameled, 8" back, 52" x 20", 1/2" open bras strainer, 1 1/2" "P" trap, N.P. Vou. No. C-912-A JUL 2 '36 S C P | 2.72 23.36 | | |
| | | | | |
| | | | | |
| | | | | |
| | | | | |
| | | | | |
| | | | | |
| | | | | |

INSTRUCTIONS—“a” State whether heated from central heating or by individual heating plants, stoves, furnaces, or fireplaces.
 “b” State whether steam, vapor, hot water, or hot air.
 “c” State whether gas, coal, oil, or central heating plant.

See reverse side of form.

REMARKS

Formerly designated as "Hospital Sergeants Quarters". Number changed from 55 to 32 per QMGO File #600.911, Oct. 9, 1916.

INSTRUCTIONS

If plans of building are available, forward copy of same showing information called for above. These plans should be checked against the building and any variations from same in the building as constructed should be noted.

If plans are not available make sketch plans and elevation in spaces above. The plans shown are typical of "quarters." Similar plans may be made for all types of buildings. There are 10 squares to the inch. Each square will represent 1 in., 2 in., 4 in., or 8 in., etc., as may be necessary to show entire building in the space allowed. Show inside dimensions and designation of each room. Indicate location of water and sewer connections. In space under heading "Details" show character of construction, story heights, etc.

Post Plan No.

O.Q.M.G.: Plan No. Unknown Building No. 31

Place Fort McDowell, Angel Island, California. (East Garrison)
 Designation of building Wharf, F.G. Capacity 1-bay str.
1-launch
 Total cost, \$ 14,872.00 Date completed 1906
 Material: Walls Foundation Iron and Wooden piles
 Roof Floors Wood
 Total floor area above basement, square feet 9,500 (10,000) 1250 sq ft approach
 Size: Main building 120'x100'x90'x59' Wings Approach 16'x 43' Basement
 a Height of first floor above
 (How heated) ground
 b How lighted Electricity
 (Type of heat) Water connections Yes
 c Sewer connections None
 (Type of domestic hot water heater) Gas connections None

COOKING RANGES INSTALLED

Coal, No. None
 Gas, No. None
 Electric No. None
 Oil, No. None
 Steam, No. None

METERS INSTALLED

Gas, No. None
 Electric, No. 1475811
 Oil, No. None
 Steam, No. None
 Water, No. None



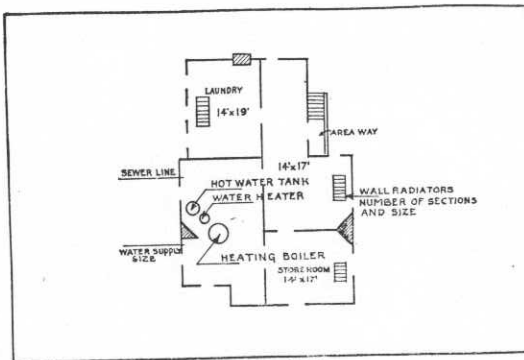
ADDITIONS AND INSTALLATIONS

(Below enter chronologically all modifications, additions, introductions of water, sewer, lights, heating, etc.)

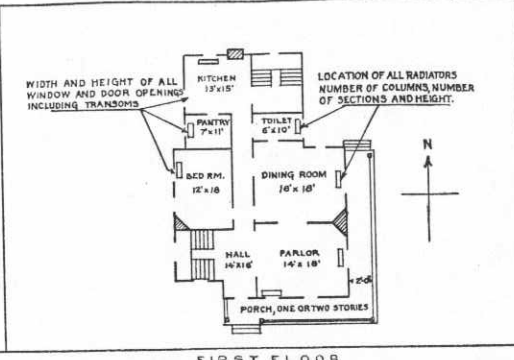
| DATE | | COST | DATE | COST |
|---------------|--|----------|------|------|
| June 1910 | Wharf extended (See remarks) | 4,872.00 | | |
| July 1935 | Repairs | 4,390.20 | | |
| 4-14-37 | Installed: C-1760-4: 1 M. Bell, gong, elect., 6-in. dia. | 1.20 | | |
| 1928 | Repairs | 2,707.92 | | |
| 1929 | " | 1,171.02 | | |
| 1930 | " | 5,120.00 | | |
| 1931 | " | 1,180.00 | | |
| June 30, 1940 | O.I. No. 237. Fender Piles and minor repairs to deck and bracing <u>10' x 6" - 9' x 12"</u> | 4,849.00 | | |
| 2-24-43 | INSTALLED: Vou. No. C-450-3, 1-sa. Lavatory, Viterous, 20" w/back, Wall hang outfit.VB-20- gif #8 Spec WWP-554 | 7.70 | | |

INSTRUCTIONS.—“a” State whether heated from central heating or by individual heating plants, stoves, furnaces, or fireplaces.
 “b” State whether steam, vapor, hot water, or hot air.
 “c” State whether gas, coal, oil, or central heating plant.

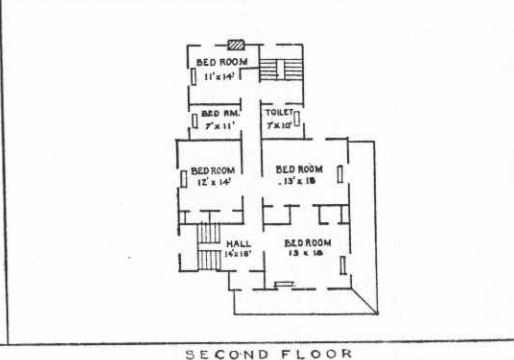
See reverse side of form.



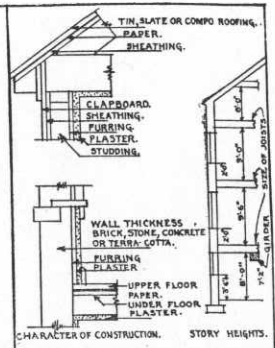
BASEMENT



FIRST FLOOR



SECOND FLOOR



DETAIL

IN SPACE BELOW SKETCH BASEMENT AND FLOOR PLANS OF BUILDINGS, GIVING DATA AS PER PLANS ABOVE

| | |
|--|--|
| | |
|--|--|

REMARKS

Wharf extended to the following dimensions: 120'x 100'x 90'x 59'. Number changed from 54 to 31 per G.M.G.O. file # 600.911, Oct. 9, 1916, water connections on wharf for water boats, pumping water to tanks.


Sketches of East and West Garrison wharfs showing repairs required and copy of Circular Proposal W6676-35-12 are in items 16 and 17, file 825.1, Post Headquarters.

INSTRUCTIONS

If plans of building are available, forward copy of same showing information called for above. These plans should be checked against the building and any variations from same in the building as constructed should be noted.

If plans are not available make sketch plans and elevation in spaces above. The plans shown are typical of "quarters." Similar plans may be made for all types of buildings. There are 10 squares to the inch. Each square will represent 1', 2', 4', or 8', etc., as may be necessary to show entire building in the space allowed. Show inside dimensions and designation of each room. Indicate location of water and sewer connections. In space under heading "Details" show character of construction, story heights, etc.

Place Fort McDowell, Angel Island, California (East Garrison) 1-
 Designation of building Officers Assembly Capacity 6896 sq ft
 Total cost, \$ 1150.00 Date completed 1904
 Material: Walls Frame Foundation Cement
 Roof Shingle Floors Wood & Cement
 Total floor area above basement, square feet 3348
 Size: Main building 23'6" x 83'2" Wings 11'8" x 73'6" Basement
 a Central Heating Plant Height of first floor above
 (How heated) ground Ground level
 b Steam How lighted Electricity
 (Type of heat) Water connections Yes
 c Central Heating Plant - Storage Tank Sewer connections Yes
 (Type of domestic hot water heater) Gas connections None



COOKING RANGES INSTALLED (Give quantity and size)
 Coal None
 Gas None
 Electric 2 each *
 Oil None
 Steam None
 *1-W.E. Frame style
 #292715, Type B-84
 2-W.E. Console, Cabinet
 Range, #174051

REFRIGERATORS INSTALLED (Give quantity and size)
 Gas None
 Electric GE Frigidaire
 Ice 1 ea, #4 White Enamel

METERS INSTALLED (Give quantity and capacity)
 Gas None
 Electric *2 ea, 25A 230-240V
 Oil None 1 Phase
 Steam None
 Water None

*Cooking #1250740, Lighting #1250600

ADDITIONS AND INSTALLATIONS

(Below enter chronologically all modifications, additions, introductions of water, sewer, lights, heating, etc.)

| DATE | | COST | DATE | COST |
|---------|---|-----------|------|------|
| 4/30/40 | Expended on Building from July 1, 1935 to January 19, 1940 | 768.87 | | |
| 8/7/40 | Rehabilitation, including concrete foundation and developing of first floor into Officers' Quarters, 7 Bedrooms and 3 Bathrooms, with installations incident thereto. | 17,096.42 | | |
| 6-24-41 | Removed: Vou CV-2-41; 1 ea Shower Fixture, Exposed type, Brass, Nickel Plated, Size 1/2" Complete with Shower head | 5.50 | | |
| | INSTALLED: Vou. C-2142-1. 2 ea Urinals, china F-60000 vitreous, integral flush spreader, 18" @ 23.40 | 66.80 | | |
| | | 17,121.27 | | |

INSTRUCTIONS.—“a” State whether heated from central heating or by individual heating plants, stoves, furnaces, or fireplaces.
 “b” State whether steam, vapor, hot water, or hot air.
 “c” State whether gas, coal, oil, or central heating plant.

See reverse side of form.

Post Plan No.

O. Q. M. G.: Plan No. Unknown Building No. 27 & 28.

Place Fort McDowell, Angel Island, California. (East Garrison)
 Designation of building Non-Commissioned Officers Quarters Capacity 2-N.C.O.
 Total cost, \$ 1,300.00 Date completed 1904
 Material: Walls Frame Foundation Wood
 Roof Shingles Floors Wood
 Total floor area above basement, square feet 1,467.
 Size: Main building 20'6" X 68'8" Wings 18'0" X 27'0" Basement

a Stoves (How heated) Height of first floor above ground 2'
 b Coal (Type of heat) How lighted Electricity
 c 2-40 gal. hot water boilers attached to range. (Type of domestic hot water heater) Water connections Yes
 Sewer connections Yes
 Gas connections No

COOKING RANGES INSTALLED METERS INSTALLED
 Coal, No. 2-No. 3 Army Ranges Gas, No. None
 Gas, No. None Electric, No. 118019, 1159856
 Electric, No. None ~~Gas, No.~~ 1249810 & 1249821
 Oil, No. None Steam, No. None
 Steam, No. None Water, No. None



ADDITIONS AND INSTALLATIONS

(Below enter chronologically all modifications, additions, introductions of water, sewer, lights, heating, etc.)

| DATE | | COST | DATE | | COST |
|----------|--|-------|----------|--|-------|
| 8-5-27 | Window shades installed | 12.50 | 4-20-37 | Removed from No. 27: CV-1665 | |
| 12-14-31 | Installed window shades, viz: | | | 5 ea. Shades, Window, 40"x60" | 4.05 |
| | 1 ea. 30 x 60" | .70 | | 1 ea. Shades, Window, 42"x60" | .80 |
| | 5 " 40 x 60" | 4.05 | | 2 ea. Shades, Window, 40"x84" | 2.40 |
| | 1 " 42 x 60" | .80 | 4-24-37 | Installed in No. 27: CV-1668 | |
| | 2 " 40 x 84" C.V.#376 | 2.40 | | 1 ea. Heater, H.W.-U.S., 40, 40-Gal. Capacity | 56.11 |
| 1-31-32 | Installed: 2 Meters, watthour, Dunkin, #27-# 1249810-✓ #28-# 1249821 | 25.14 | 5-19-37 | Installed in No. 27, CV-1829: | |
| 3-28-34 | Installed in No. 27. 30 Sq.Yds. Linoleum, inlaid, "D" gauge, Pattern #7381 C.V.#929 | 34.50 | | 14 sq. Yds. Linoleum | 12.88 |
| 2-8-36 | Installed: 2 Bowls, Toilet | 28.00 | | 14 sq. yds. Felt | .55 |
| | 2 Sinks, Kitchen | 63.50 | 12/14/39 | Installed in No. 28 - Vou. D-637-0: 1 ea Tray, laundry, cement, 2 comp. 24x48x16", complete with fittings & stand. | 8.82 |
| | 2 Lavatories | 14.70 | | Removed from No. 28 - Vou CV-4-0: 2 ea tubs, laundry | 20.00 |
| | 4 Tubs, Laundry | 40.00 | 1/4/40 | Installed in #27 on Vou No. CV-1073 1 ea Cabinet, medicine, with mirror, 20" x 30", Class B. | 4.25 |
| | 2 Tubs, Bath | 74.00 | | | |
| | 20 Screens, Window | 30.00 | 11-7-42 | INSTALLED: Bldg 28, Window Shades, Vou. C-175-3 | |
| | 4 Screens, Door | 14.00 | | 1 ea. 38" x 4' | 1.073 |
| 4-24-37 | Removed in No. 27: | | | 4 ea. 38" x 6' @ 1.073 | 4.29 |
| | 1 Boiler, range, H. W., 40-Gal., CV-1678 | 11.00 | | | |
| 4-20-37 | Installed in No. 27: | | | | |
| | 8 Shades, Window, 38"x6'6", CV-1674 | 7.76 | | | |

INSTRUCTIONS.—"a" State whether heated from central heating or by individual heating plants, stoves, furnaces, or fireplaces.
 "b" State whether steam, vapor, hot water, or hot air.
 "c" State whether gas, coal, oil, or central heating plant.

See reverse side of form.

Post Plan No.

O.Q.M.G.: Plan No. Building No. 25-26

Place Fort McDowell, Angel Island, California.
 Designation of building Non-Commissioned Officers quarters Capacity 2-N.C.O.
 Total cost, \$ 1100.00 (Est) Date completed 1904 (Est)
 Material: Walls Frame Foundation Wood
 Roof Shingle Floors Wood
 Total floor area above basement, square feet 1483
 Size: Main building 20'8"x54'0" Wings 16'0"x24'5" Basement None
 a Stoves (How heated) Height of first floor above ground 3 ft.
 b Coal (Type of heat) How lighted Electricity
 c None (Type of domestic hot water heater) Water connections Yes
 Sewer connections Yes
 Gas connections None
 COOKING RANGES INSTALLED METERS INSTALLED
 Coal, No. ~~#3~~ Gas, No. None *Lighting #5155151
 Gas, No. None *Electric, No.
 Electric No. ~~None~~ 3-butner " #4742412
 Oil, No. None Cooking #1250667
 Steam, No. None " #1249854 Water, No. None



ADDITIONS AND INSTALLATIONS

(Below enter chronologically all modifications, additions, introductions of water, sewer, lights, heating, etc.)

| DATE | | COST | DATE | | COST |
|----------|--|-------|---------|---|-------|
| 1-31-32 | Installed two meters Watt hour Dunkin for range | 25.14 | 3/25/40 | Installed in Qtrs 25 on Vou 1165-40: 1 ea heater water, electric, Thermador, #7584, 30 gal. | 80.35 |
| | Installed shades window, green, viz: | | 3-24-41 | INSTALLED in Building No. 26 on Vou. No. C-3-41 | |
| | 8 - 37"x84" | 7.04 | | 10 ea Shades, window, complete, assorted sizes and colors @ .754 | 7.54 |
| | 1 - 32"x60" | .65 | 5-29-42 | INSTALLED: Qtrs. No. 25. Vou C-2087-2. | |
| 5-24-35 | Installed meter watt hour Duncan #1250667 Qrs 25 | 12.57 | | 5 ea Shades, window, complete, assorted sizes and colors, Class A. @ 1.39 | 6.95 |
| | " " " " " #1249854 " 26 | 12.57 | | | |
| 12-26-35 | Installed heater water, U.S. #40 w/40 gal. Storage tank, Qrs, 26 | 55.56 | | | |
| 6-8-36 | Installed 18sq. yds. linoleum, #1418 CV1621 | 18.90 | | | |
| 7-6-36 | " 23 " " " " @1.05 | 24.15 | | | |
| 2-8-36 | Installed 2 bowls, toilet | 28.00 | | | |
| | 2 sinks, kitchen | 63.50 | | | |
| | 2 lavatories | 14.70 | | | |
| | 4 tubs, laundry | 40.00 | | | |
| | 2 tubs, bath | 74.00 | | | |
| | 20 screens, window | 30.00 | | | |
| | 4 screens, door | 14.00 | | | |
| 5/3/38 | Installed: 200 ft Flooring, T & G | 9.80 | | | |
| 3-25-39 | Installed: Heater, water, elect., Hercules, #333, 40 gal. on Vou. C-1179-9 | 60.00 | | | |
| 1/21/39 | Installed: 3 ea Shades, window, 40" x 72" Vou. C-912-A. | 2.70 | | | |

INSTRUCTIONS.—"a" State whether heated from central heating or by individual heating plants, stoves, furnaces, or fireplaces.
 "b" State whether steam, vapor, hot water, or hot air.
 "c" State whether gas, coal, oil, or central heating plant.


Post Plan No.

O.Q.M.G.: Plan No. Unknown Building No. 24

Place Fort McDowell, Angel Island, California. (East Garrison)
 Designation of building Non-Commissioned Officers Quarters Capacity 1-N.C.O.
 Total cost, \$ 600.00 (Est) Date completed 1905
 Material: Walls Frame Foundation Wood
 Roof Shingle Floors Wood
 Total floor area above basement, square feet 131
 Size: Main building 32' x 61' Wings 0 Basement
 a Stoves Height of first floor above ground 1 Ft.
 (How heated)
 b Coal How lighted Electricity
 (Type of heat)
 c (See below) Water connections Yes
 (Type of domestic hot water heater) Sewer connections Yes
 Gas connections None

COOKING RANGES INSTALLED METERS INSTALLED

Coal, No. Gas, No. *cooking # 1250727 *Electric, No.
 Oil, No. *Lighting #4900985 1250914 Oil, No. None
 Steam, No. Steam, No. None
 Water, No. None



ADDITIONS AND INSTALLATIONS

(Below enter chronologically all modifications, additions, introductions of water, sewer, lights, heating, etc.)

| DATE | | COST | DATE | | COST |
|----------|---|--------|----------|---|----------|
| 10-14-05 | Installed wash basin, bath tub & toilet bowl | 35.00 | 12-31-42 | Installed: Shades, Window, assorted sizes color | |
| 11-5-07 | Added one additional room 13'4" x 13' 8" | 106.28 | | N.S.-27-5 @ 1.465 ea. | \$ 19.52 |
| 11-22-07 | Installed one laundry tub and one sink, G.I. | 9.20 | | | 325.47 |
| 3-1-11 | Installed two door and nine window screens | 20.00 | | | |
| 8-8-32 | Installed heater, hot water, coal burning, U.S. #40, Capacity 40 gallons, CV # 75 | 56.11 | | | |
| 9-30-32 | Installed 1 meter watt hour, 3-wire, single phase CV #203-60 cy. 25 amp. 250 volt, Duncan type #1250727 | 12.56 | | | |
| 9-30-32 | Installed switch westinghouse type WK 60 amp 250 volt. 3-pole, solid, neutral. # 62332 CV #203 | 3.50 | | | |
| 9-30-32 | Installed switch, Trumbull Universal, # 971-123 CV # 203 | 2.10 | | | |
| 8-3-32 | Installed tank w/valve straight stop and tail-piece, 5"x 5' CV 189 | 23.85 | | | |
| 4/21/38 | Installed: 524 ft. Flo. ing, T & G | 19.39 | | | |
| 6/7/38 | Installed: 5 fixtures, lighting, chrome flange 5 1/2" wide at base, white, edsol glass, in bath & kitchen | 6.40 | | | |
| 1/21/39 | Installed 5 ea Fixtures, lighting, Bath&Kitchen, chromium flange, 5 1/2" wide at base. Vou #C-912-A | 6.40 | | | |
| 10/14/39 | Installed on Vou C-609: Al ea Meter, Watt-Hour, 3 wire, single phase, 60 cycle, 25 amp, 230 V Duncan type MD-AC-1 phase metal cover. #1250914 | 12.50 | | | |

INSTRUCTIONS.—"a" State whether heated from central heating or by individual heating plants, stoves, furnaces, or fireplaces.
 "b" State whether steam, vapor, hot water, or hot air.
 "c" State whether gas, coal, oil, or central heating plant.

*Letter
3rd June 1906*

Post Plan No. _____

O. Q. M. G.: Plan No. Unknown Building No. 101

Place Fort McDowell, Angel Island, California.

Designation of building Tennis Court. West Garrison. Capacity 1 - net

Total Cost, \$ 400.00 Date completed June 1906

Material: Walls Wire Screen. Foundation Concrete

Roof _____ Floors Concrete

Total floor area above basement, square feet 5170 Sq.ft.

Size: Main building 110' x 47' Wings None Basement None

a. _____ Height of first floor above ground Ground level
(How heated)

b. _____ How lighted Not lighted
(Type of heat)

c. _____ Water connections None
(Type of domestic hot water heater)

Gas connections None

Gas connections None

COOKING RANGES INSTALLED METERS INSTALLED


Coal, No. None Gas, No. None

Gas, No. None Electric, No. None

Electric, No. None Oil, No. None

Oil, No. None Steam, No. None

Steam, No. None Water, No. None



ADDITIONS AND INSTALLATIONS

(Below enter chronologically all modifications, additions, introductions of water, sewer, lights, heating, etc.)

| DATE | | COST | DATE | | DATE |
|------|--|------|------|--|------|
| | | | | | |
| | | | | | |
| | | | | | |
| | | | | | |
| | | | | | |
| | | | | | |
| | | | | | |
| | | | | | |
| | | | | | |
| | | | | | |
| | | | | | |
| | | | | | |
| | | | | | |
| | | | | | |
| | | | | | |
| | | | | | |
| | | | | | |
| | | | | | |
| | | | | | |
| | | | | | |
| | | | | | |
| | | | | | |
| | | | | | |

*See 3rd June. Let O. Q. M. G.
1-27-06. State for etc*

INSTRUCTIONS—"a" State whether heated from central heating or by individual heating plants, stoves, furnaces, or fireplaces.
"b" State whether steam, vapor, hot water, or hot air.
"c" State whether gas, coal, oil, or central heating plant.

See reverse side of form.

Post Plan No. _____
 6473-1030
 O. Q. M. G.: Plan No. Unknown Building No. 96

Place Fort McDowell, Angel Island, California. (West Garrison) 66 men
 Designation of building Mess Hall and Barracks Capacity 100 men--
 Total Cost, \$ 20,000.00 (Est) Date completed September 1916.
 Material: Walls Frame Foundation Concrete
 Roof Shingles Floors Wood
 Total floor area above basement, square feet 4,500
 Size: Main building 36'0" X 125'0" Wings 125'0" X 5'5" Basement 35'3" X 35'3"
 a Stoves (How heated) Height of first floor above ground 3'
 b Coal (Type of heat) How lighted Electricity
 c Tobasco #300 - 500 gal. boiler. (Type of domestic hot water heater) Water connections Yes
 Sewer connections Yes
 Gas connections None
 COOKING RANGES INSTALLED METERS INSTALLED
 Coal, No. 1-No. 5 Army Range. Gas, No. None
 Gas, No. None Electric, No. 5185196
 Electric, No. None Oil, No. None
 Oil, No. None Steam, No. None
 Steam, No. None Water, No. None



ADDITIONS AND INSTALLATIONS

(Below enter chronologically all modifications, additions, introductions of water, sewer, lights, heating, etc.)

| DATE | | COST | DATE | DATE |
|----------|---|---------------|------|------|
| 3-18-26 | Porch inclosed, West end, 6'0" X 12'6" | 110.00 | | |
| 10-6-33 | Removed: Heater, Tobasco, #400 | 225.00 | | |
| 10-16-36 | Installed, 1-machine, dishwashing, elect. | 405.00 | | |
| 4--23-37 | Installed 1-heater, hot water, Kawanee | 153.03 | | |
| 6-14-40 | Minor repairs to plumbing, dishwashing machine, heating system, porch and roof. Partial re-wiring and painting. | CR \$4,926.31 | | |
| | | | | |
| | | | | |
| | | | | |
| | | | | |
| | | | | |
| | | | | |
| | | | | |
| | | | | |
| | | | | |
| | | | | |
| | | | | |
| | | | | |
| | | | | |

INSTRUCTIONS—"a" State whether heated from central heating or by individual heating plants, stoves, furnaces, or fireplaces.
 "b" State whether steam, vapor, hot water, or hot air.
 "c" State whether gas, coal, oil, or central heating plant.

See reverse side of form.

✓

REMARKS

Transferred to Quartermaster from Medical Corps per letter March 20, 1923, 6th Ind., War Dept., AGO, file #620 Ft. McDowell.

INSTRUCTIONS


If plans of building are available, forward copy of same showing information called for above. These plans should be checked against the building and any variations from same in the building as constructed should be noted.

If plans are not available make sketch plans and elevation in spaces above. The plans shown are typical of "quarters." Similar plans may be made for all types of buildings. There are 10 squares to the inch. Each square will represent 1 in., 2 in., 4 in., or 8 in., etc., as may be necessary to show entire building in the space allowed. Show inside dimensions and designation of each room. Indicate location of water and sewer connections. In space under heading "Details" show character of construction, story heights, etc.

Post Plan No. _____

O. Q. M. G.: Plan No. _____ Building No. 100

Place Fort McDowell, Angel Island, California. (West Garrison)
 Designation of building Barracks (Temporary) Capacity 195 men
 Total Cost, \$ 18,000.00 Date completed November 1918
 Material: Walls Frame Foundation Concrete piers
 Roof Malthoid Floors Wood
 Total floor area above basement, square feet 10,593
 Size: Main building 322'8" X 34'4" Wings Porch 4'4" X 10'0" Basement None
 a Heated from 100-B
 (How heated) Height of first floor above ground Average 9'0"
 b Hot water
 (Type of heat) How lighted Electricity
 c Tobasco #300 - 500 gallon boiler
 (Type of domestic hot water heater) Water connections Yes
 Sewer connections Yes
 Gas connections None
 COOKING RANGES INSTALLED METERS INSTALLED
 Coal, No. None Gas, No. None
 Gas, No. None Electric, No. 5023484
 Electric, No. None Oil, No. None
 Oil, No. None Steam, No. None
 Steam, No. None Water, No. None



ADDITIONS AND INSTALLATIONS

(Below enter chronologically all modifications, additions, introductions of water, sewer, lights, heating, etc.)

| DATE | | COST | DATE | DATE |
|-----------|---|---|------|------|
| 2-8-36 | Installed: 11 Bowls, Toilet 1 Urinal 16 Basins, Wash 2 Tubs, Laundry 11 Showers | 154.00 32.35 117.60 20.00 88.00 | | |
| 3-1-37 | 8 Tanks, water closet, high, 12x20x10, Enam. Iron | 60.00 | | |
| 1/21/39 | Installed: Vou. No. C-912-A. 2 ea Tanks, closet, low, flush, vitreous china, 6-gal. | 16.80 | | |
| 3/19/40 X | Installed: Vou D-1116-0 - 1 ea Tank, closet, vitreous china, 6 gal., 21"x16 1/2"x 7 3/4". | 11.35 | | |
| 6/24/40 | Installed: 1 Shower-Fixture, Industrial complete | 5.75 | | |
| | | | | |
| | | | | |
| | | | | |
| | | | | |
| | | | | |
| | | | | |
| | | | | |
| | | | | |
| | | | | |
| | | | | |
| | | | | |
| | | | | |
| | | | | |
| | | | | |
| | | | | |

1009 G.C.
Sabaged
Let ...

INSTRUCTIONS—"a" State whether heated from central heating or by individual heating plants, stoves, furnaces, or fireplaces.
 "b" State whether steam, vapor, hot water, or hot air.
 "c" State whether gas, coal, oil, or central heating plant.

176
500
260

Post Plan No. _____

O. Q. M. G.: Plan No. Unknown Building No. 100-A (100A)

Place Fort McDowell, Angel Island, California. (West Garrison)

Designation of building Barracks (Temporary) Capacity 86-Men

Total Cost, \$ 11,000.00 Date completed March 1918

Material: Walls Frame Foundation Wood and Concrete

Roof Malthoid Floors Wood

Total floor area above basement, square feet 5,049

Size: Main building 154'0" X 34'4" Wings None Basement None

a Heated from #100-B (How heated) Height of first floor above ground 6'

b Hot Water (Type of heat) How lighted Electricity

c Tobasco #300-500gal Boiler (Type of domestic hot water heater) Water connections Yes

COOKING RANGES INSTALLED Sewer connections Yes


Coal, No. _____ Gas connections None

METERS INSTALLED

Gas, No. _____ None Electric, No. 8044178

Oil, No. _____ None Steam, No. _____ None

Water, No. _____ None



ADDITIONS AND INSTALLATIONS

(Below enter chronologically all modifications, additions, introductions of water, sewer, lights, heating, etc.)

| DATE | | COST | DATE | DATE |
|---------------|---|---------------|------|------|
| | <u>Transfer elevator between buildings</u> <u>B+C, original construction</u> | | | |
| <u>2-8-36</u> | Installed: | | | |
| | 10 Bowls, Toilet | <u>140.00</u> | | |
| | 1 Urinal | <u>32.35</u> | | |
| | 2 Sinks, Kitchen | <u>63.50</u> | | |
| | 11 Basins, Wash | <u>80.85</u> | | |
| | 4 Tubs, Laundry | <u>40.00</u> | | |
| | 8 Showers | <u>64.00</u> | | |
| | | | | |
| | | | | |
| | | | | |
| | | | | |
| | | | | |
| | | | | |
| | | | | |
| | | | | |
| | | | | |
| | | | | |

INSTRUCTIONS—"a" State whether heated from central heating or by individual heating plants, stoves, furnaces, or fireplaces.
 "b" State whether steam, vapor, hot water, or hot air.
 "c" State whether gas, coal, oil, or central heating plant.

See reverse side of form.


Post Plan No.

O. Q. M. C.: Plan No. unknown Building No. 100-B-

Place Fort McDowell, Angel Island, California. (West Garrison)
 Designation of building Barracks (Temporary) Capacity 195 men
 Total cost, \$ 18,000.00 Date completed May 1918
 Material: Walls Frame Foundation Wood and Concrete
 Roof Malthoid Floors Wood
 Total floor area above basement, square feet 10,593
 Size: Main building 322'8" X 34'4" Wings Porch 4'4" X 10' Basement None
 a Hot Water (Radiators) Height of first floor above ground 7'
 (How heated)
 b Kewanee Heater No. 112- How lighted Electricity
 (Type of heat) Water connections Yes
 c Tobasco No. 300-Attached to 500 Gal. H.W. Tank- Sewer connections Yes
 (Type of domestic hot water heater) Gas connections None

COOKING RANGES INSTALLED

| | | |
|---------------------------|---------------------------|---------------------------|
| Coal, No. | Gas, No. <u>None</u> | METERS INSTALLED |
| Gas, No. <u>None</u> | Electric, No. <u>None</u> | Gas, No. <u>None</u> |
| Electric, No. <u>None</u> | Oil, No. <u>None</u> | Electric, No. <u>None</u> |
| Oil, No. <u>None</u> | Steam, No. <u>None</u> | Oil, No. <u>None</u> |
| Steam, No. <u>None</u> | Water, No. | Steam, No. <u>None</u> |



ADDITIONS AND INSTALLATIONS

(Below enter chronologically all modifications, additions, introductions of water, sewer, lights, heating, etc.)

| DATE | DESCRIPTION | COST | DATE | COST |
|---------|--|----------------------------------|------|------|
| 2-8-36 | Installed: 4 Bowls, Toilet 8 Basins, Wash 4 Tubs, Laundry 4 Showers | 56.00 58.80 40.00 32.00 | | |
| 5-5-37 | Installed: 1 ea. Smoke stack: 24x40x10, guage complete with 4-guy line 10' from top and 2x2x½ angle iron on both ends. CV-1733 | 140.00 | | |
| 11/1/39 | Installed on Vou #D-503-0: 8 each Bars, Grate 40" x 5-3/4", w/l space | 36.00 | | |
| | | | | |
| | | | | |
| | | | | |
| | | | | |
| | | | | |
| | | | | |
| | | | | |
| | | | | |
| | | | | |
| | | | | |
| | | | | |
| | | | | |
| | | | | |
| | | | | |
| | | | | |
| | | | | |
| | | | | |
| | | | | |
| | | | | |
| | | | | |


INSTRUCTIONS.—"a" State whether heated from central heating or by individual heating plants, stoves, furnaces, or fireplaces.
 "b" State whether steam, vapor, hot water, or hot air.
 "c" State whether gas, coal, oil, or central heating plant.

Post Plan No. _____

O. Q. M. G.: Plan No. _____ Building No. P95A & B

Place Fort McDowell, Angel Island, California (East Garrison)
 Designation of building Non-Commissioned Officer's Qrs(2-Family) Capacity 2P
 Total cost, \$ 900.00 Date completed January 20, 1917.
 Material: Walls Wood shingles and siding. Foundation Concrete and wood uprights.
 Roof Composition Roofing. Floors Wood floor and flooring.
 Total floor area above basement, square feet 2700
 Size: Main building 30' X 90' Wings None Basement None
 a Furnace Height of first floor above ground 5'
 (How heated.)
 b Hot Water. How lighted Electricity
 (Type of heat) Water connections Yes
 c Coal, (Ideal) Sewer connections Yes
 (Type of domestic hot water heater) Gas connections None

COOKING RANGES INSTALLED **METERS INSTALLED**
 Coal, No. None No refrigeration installed Gas, No. None
 Gas, No. None Electric, No. 4- each
 Electric, No. 1 ea. 4-burner Oil, No. None
 Oil, No. None Steam, No. None
 Steam, No. None Water, No. None



ADDITIONS AND INSTALLATIONS

(Below enter chronologically all modifications, additions, introductions of water, sewer, lights, heating, etc.)

| DATE | | COST | DATE | COST |
|----------|---|-----------|------|------|
| 11-22-41 | Expenditures from 10/9/26 to date. | \$653.77 | | |
| 3-13-42 | General Rehabilitation/ work completed and accomplished by WPA from funds allotted under OP 65-2-08-17-174. Total cost includes \$3264.18 WPA labor and \$792.26 for WPA material and installations incidental thereto. | \$4056.44 | | |
| 9-17-42 | REMOVED FROM QRS, NO. 95-B: Vou C-2-43 17 ea Shades, window, assorted sizes and colors | 23.17 | | |
| 10-1-42 | INSTALLED: Vou. C-95-3 Shades, window 17 ea. @ 1.31 | 22.27 | | |
| 2-4-43 | INSTALLED: 95 -A 5 ea. window shades, Sst. sizes & colors . Ea. 1.25 | 6.25 | | |
| | | | | |
| | | | | |
| | | | | |
| | | | | |
| | | | | |
| | | | | |
| | | | | |
| | | | | |
| | | | | |
| | | | | |
| | | | | |
| | | | | |
| | | | | |
| | | | | |
| | | | | |

INSTRUCTIONS.—“a” State whether heated from central heating or by individual heating plants, stoves, furnaces, or fireplaces.
 “b” State whether steam, vapor, hot water, or hot air.
 “c” State whether gas, coal, oil, or central heating plant.

See reverse side of form.


Sheet No. 1.

Post Plan No. _____

O. Q. M. G.: Plan No. Unknown Building No. 95

2-Families

Place Fort McDowell Ansel Island California.
 Designation of building Civilian Employees Quarters East Garrison Capacity 3 Bachelors
 Total Cost, \$ 900.00 Date completed Jan. 20, 1917
 Material: Walls Frame Foundation Wood
 Roof Shingles Floors Wood
 Total floor area above basement, square feet 2700 Sq.ft.
 Size: Main building 30' x 90' Wings _____ Basement _____
 a Stoves _____ Height of first floor above ground 5 ft.
 (How heated) _____
 b Coal _____ How lighted Electricity
 (Type of heat) _____ Water connections Yes
 c 1-Tobasco Heater no.200 Sewer connections Yes
 (Type of domestic hot water heater) Gas connections None
COOKING RANGES INSTALLED **METERS INSTALLED**
 Coal, No. 1-No.3 RANGES Gas, No. None
 Gas, No. None Electric, No. 537005 1000244
 Electric, No. None Oil, No. None (357742 1655954)
 Oil, No. None Steam, No. None (1250741)
 Steam, No. None Water, No. None



ADDITIONS AND INSTALLATIONS

(Below enter chronologically all modifications, additions, introductions of water, sewer, lights, heating, etc.)

| DATE | | COST | DATE | | DATE |
|----------|---|-----------------------------------|----------|--|-------|
| 10/9/26 | Installed 3 doors, screen | 10.50 | 2-8-36 | Installed: 3 Bowls, Toilet | 42.00 |
| 11-18-30 | installed 1-shade, window, green, 36x72" W/Fix- 1-shade, Window, green, 29x42" fixtures | .80 .80 | | 2 Sinks, Kitchen | 63.50 |
| 12-11-30 | Installed 1 Door, Screen, 1-1/8x3'x7'6" | 6.50 | | 2 Basins, Wash | 22.00 |
| 12-19-30 | Installed Shades, window, green, viz: 1 - 22" x 32" 2 - 43" x 76" 4 - 38" x 84" | .55 1.64 3.72 | | 4 Tubs, Laundry | 40.00 |
| 8-31-31 | Installed 27 yds. Linoleum, D Karnean (Copenhagen) | 33.48 | 5-12-37 | 1 Shower | 8.00 |
| 3-28-32 | Installed Shades, window, cream, viz: 95-A 6 - 32" x 72" 5 - 36" x 48" 1 - 36" x 48" 1 - 33" x 42" 1 - 24" x 36" | 4.82 3.40 .68 .55 .50 | | 2 Tubs, Bath | 74.00 |
| | | | | 6 Screens, Door | 21.00 |
| | | | | 15 Screens, Window | 22.00 |
| 3/16/36 | INSTALLED- (5) Shades, window, 36" x 5' - Qtra. 95B-CV 1302- | 6.85 | | Installed in 95-A 1 ea. Sink, cast iron, enameled, w/aprons, 60" complete | 36.95 |
| 4-23-37 | Installed in No. 95-A, CV-1668: 1 ea. Heater, H.W., U.S., #20, 40-Gal. Capacity | 56.11 | 10/14/39 | 1 ea Meter, Watt-Hour, 3 wire single phase, 60 cy., 25 amp, 250 V, Duncan type | 12.50 |
| 4-23-37 | Installed in No. 95-B-2, CV1668: 1 ea. Heater, H.W., U.S., #40, 40-Gal. Capacity | 56.11 | 4/5/40 | MD-AC-1 phase metal cover, #1250741. | |
| | | | 5/28/40 | Installed in 95 on Vou C-9-40: 1 ea Meter, G.E. #357742, Type I 14, 25 Amp, 220V, 3 wire. | 7.50 |
| | | | | Installed in #95A on Vou C-1536: 1 ea Bowl, complete. | 14.00 |
| | | | | 2 ea Water-Closets, siphon-Jet, pedestal base type, 1-1/2", top spud. 16.92 each | 33.84 |

INSTRUCTIONS—"a" State whether heated from central heating or by individual heating plants, stoves, furnaces, or fireplaces.
 "b" State whether steam, vapor, hot water, or hot air.
 "c" State whether gas, coal, oil, or central heating plant.


See reverse side of form.

not in use

Post Plan No. _____

O. Q. M. G.: Plan No. Unknown Building No. 94

Place Fort McDowell, Angel Island, California. (West Garrison)
Designation of building Reservoir Capacity 10000 Gals.
Total cost, \$ 800.00 (Est) Date completed 1886
Material: Walls Brick and Cement Foundation Brick and Cement
Roof Concrete Floors Brick and Cement
Total floor area above basement, square feet _____
Size: Main building 40'-2" x 7'-1-1/2" Wings None Basement None
a None _____ Height of first floor above ground Ground Level
(How heated) _____
b None _____ How lighted None
(Type of heat) _____ Water connections Yes
c None _____ Sewer connections None
(Type of domestic hot water heater) _____ Gas connections None
COOKING RANGES INSTALLED **METERS INSTALLED**
Coal, No. None Gas, No. None
Gas, No. None Electric, No. None
Electric, No. None Oil, No. None
Oil, No. None Steam, No. None
Steam, No. None Water, No. None



ADDITIONS AND INSTALLATIONS

(Below enter chronologically all modifications, additions, introductions of water, sewer, lights, heating, etc.)

| DATE | COST | DATE | COST |
|------|------|------|------|
| | | | |
| | | | |
| | | | |
| | | | |
| | | | |
| | | | |
| | | | |
| | | | |
| | | | |
| | | | |
| | | | |
| | | | |
| | | | |
| | | | |
| | | | |
| | | | |
| | | | |
| | | | |
| | | | |
| | | | |
| | | | |
| | | | |

INSTRUCTIONS.—“a” State whether heated from central heating or by individual heating plants, stoves, furnaces, or fireplaces.
“b” State whether steam, vapor, hot water, or hot air.
“c” State whether gas, coal, oil, or central heating plant.

See reverse side of form.

*Not in
use*
(Salvage)

Post Plan No.

O. Q. M. C.: Plan No. Unknown Building No. 93

Place Fort McDowell, Angel Island, California. (West Garrison)
Designation of building Reservoir Capacity 65000 Gals.
Total cost, \$ 1,200.00 (Est) Date completed 1886
Material: Walls Brick and Cement Foundation Brick and Cement
Roof Shingles Floors Brick and Cement
Total floor area above basement, square feet 1526 not
Size: Main building 40'-2" x 7'-1-1/2' Wings None Basement None
a None Height of first floor above ground Ground Level
(How heated)
b None How lighted None
(Type of heat) Water connections Yes
c None Sewer connections None
(Type of domestic hot water heater) Gas connections None

COOKING RANGES INSTALLED

Coal, No. None
Gas, No. None
Electric, No. None
Oil, No. None
Steam, No. None

METERS INSTALLED

Gas, No. None
Electric, No. None
Oil, No. None
Steam, No. None
Water, No. None



ADDITIONS AND INSTALLATIONS

(Below enter chronologically all modifications, additions, introductions of water, sewer, lights, heating, etc.)

| DATE | COST | DATE | COST |
|------|------|------|------|
| | | | |
| | | | |
| | | | |
| | | | |
| | | | |
| | | | |
| | | | |
| | | | |
| | | | |
| | | | |
| | | | |
| | | | |
| | | | |
| | | | |
| | | | |
| | | | |
| | | | |
| | | | |
| | | | |
| | | | |
| | | | |

INSTRUCTIONS.—“a” State whether heated from central heating or by individual heating plants, stoves, furnaces, or fireplaces.
“b” State whether steam, vapor, hot water, or hot air.
“c” State whether gas, coal, oil, or central heating plant.

See reverse side of form.

Post Plan No.

O. Q. M. G.: Plan No. Unknown Building No. 92

on site

Place Fort McDowell, Angel Island, California. (West Garrison)
 Designation of building Reservoir Tank Capacity 160000 Gals.
 Total cost, \$ 2,000.00 (Est) Date completed 1898
 Material: Walls Concrete Foundation Concrete
 Roof Shingles Floors Concrete
 Total floor area above basement, square feet 2827 sq ft
 Size: Main building 60'-4" x 7'-5" Wings None Basement None
 a None Height of first floor above ground Ground Level
 (How heated)
 b None How lighted None
 (Type of heat)
 c None Water connections Yes
 (Type of domestic hot water heater) Sewer connections None
 Gas connections None

COOKING RANGES INSTALLED METERS INSTALLED
 Coal, No. None Gas, No. None
 Gas, No. None Electric, No. None
 Electric, No. None Oil, No. None
 Oil, No. None Steam, No. None
 Steam, No. None Water, No. None



ADDITIONS AND INSTALLATIONS

(Below enter chronologically all modifications, additions, introductions of water, sewer, lights, heating, etc.)

| DATE | COST | DATE | COST |
|------|------|------|------|
| | | | |
| | | | |
| | | | |
| | | | |
| | | | |
| | | | |
| | | | |
| | | | |
| | | | |
| | | | |
| | | | |
| | | | |
| | | | |
| | | | |
| | | | |
| | | | |
| | | | |
| | | | |
| | | | |
| | | | |
| | | | |
| | | | |
| | | | |

INSTRUCTIONS.—“a” State whether heated from central heating or by individual heating plants, stoves, furnaces, or fireplaces.
 “b” State whether steam, vapor, hot water, or hot air.
 “c” State whether gas, coal, oil, or central heating plant.


Post Plan No.

O. Q. M. G.: Plan No. Unknown Building No. 91

Place Fort McDowell, Angel Island, California. (West Garrison)
 Designation of building Infirmary Capacity 3-beds
 Total cost, \$ 239.35 Date completed May, 1911
 Material: Walls Frame Foundation Wood
 Roof Shingles Floors Wood
 Total floor area above basement, square feet 180
 Size: Main building 10'0" X 18'0" Wings None Basement None
 a None Height of first floor above ground 2'
 (Type of heat)
 b None How lighted Not lighted
 (Type of heat)
 c None Water connections Yes
 (Type of domestic hot water heater) Sewer connections Yes
 Gas connections None

COOKING RANGES INSTALLED
 Coal, No. None
 Gas, No. None
 Electric, No. None
 Oil, No. None
 Steam, No. None

METERS INSTALLED
 Gas, No. None
 Electric, No. None
 Oil, No. None
 Steam, No. None
 Water, No. None



ADDITIONS AND INSTALLATIONS

(Below enter chronologically all modifications, additions, introductions of water, sewer, lights, heating, etc.)

| DATE | DESCRIPTION | COST | DATE | COST |
|--------|---------------------------|------|------|------|
| 2-8-36 | Installed: 1 Basins, Wash | 7.35 | | |
| | | | | |
| | | | | |
| | | | | |
| | | | | |
| | | | | |
| | | | | |
| | | | | |
| | | | | |
| | | | | |
| | | | | |
| | | | | |
| | | | | |
| | | | | |
| | | | | |
| | | | | |
| | | | | |
| | | | | |
| | | | | |
| | | | | |
| | | | | |


INSTRUCTIONS.—"a" State whether heated from central heating or by individual heating plants, stoves, furnaces, or fireplaces.
 "b" State whether steam, vapor, hot water, or hot air.
 "c" State whether gas, coal, oil, or central heating plant.

See reverse side of form.

Post Plan No.

O. Q. M. G.: Plan No. Unknown Building No. 89

Place Fort McDowell, Angel Island, California. (East Garrison)
 Designation of building CARPENTER SHOP HOSPITAL Capacity 1200 cu.ft.
 Total cost, \$ 65.00 Date completed August 1, 1909
 Material: Walls Frame Foundation Wood
 Roof Shingles Floors Wood
 Total floor area above basement, square feet 120
 Size: Main building 10'6" X 12'6" Wings None Basement None
 a None Height of first floor above ground 1'6"
 (How heated)
 b None How lighted Not lighted
 (Type of heat)
 c None Water connections None
 (Type of domestic hot water heater) Sewer connections None
 Gas connections None
 COOKING RANGES INSTALLED METERS INSTALLED
 Coal, No. None Gas, No. None
 Gas, No. None Electric, No. None
 Electric, No. None Oil, No. None
 Oil, No. None Steam, No. None
 Steam, No. None Water, No. None



ADDITIONS AND INSTALLATIONS

(Below enter chronologically all modifications, additions, introductions of water, sewer, lights, heating, etc.)

| DATE | COST | DATE | COST |
|------|------|------|------|
| | | | |
| | | | |
| | | | |
| | | | |
| | | | |
| | | | |
| | | | |
| | | | |
| | | | |
| | | | |
| | | | |
| | | | |
| | | | |
| | | | |
| | | | |
| | | | |
| | | | |
| | | | |
| | | | |
| | | | |
| | | | |
| | | | |
| | | | |
| | | | |
| | | | |
| | | | |
| | | | |
| | | | |

INSTRUCTIONS.—“a” State whether heated from central heating or by individual heating plants, stoves, furnaces, or fireplaces.
 “b” State whether steam, vapor, hot water, or hot air.
 “c” State whether gas, coal, oil, or central heating plant.

See reverse side of form.

Post Plan No. _____

O. Q. M. G.: Plan No. Unknown Building No. 87

Place Fort McDowell, Angel Island, California (West Garrison)
 Designation of building Latrine Capacity 10-men
 Total cost, \$ 400.00 Date completed April 15, 1909
 Material: Walls Frame Foundation Concrete
 Roof Shingles Floors Concrete
 Total floor area above basement, square feet 135
 Size: Main building 10'6" X 16'0" Wings None Basement None
 a None (How heated) Height of first floor above ground Ground level
 b None (Type of heat) How lighted _____
 c None (Type of domestic hot water heater) Water connections Yes
 Sewer connections Yes
 Gas connections None
 COOKING RANGES INSTALLED METERS INSTALLED
 Coal, No. None Gas, No. None
 Gas, No. None Electric, No. _____
 Electric, No. None Oil, No. None
 Oil, No. None Steam, No. None
 Steam, No. None Water, No. None



ADDITIONS AND INSTALLATIONS

(Below enter chronologically all modifications, additions, introductions of water, sewer, lights, heating, etc.)

| DATE | | COST | DATE | COST |
|---------|---|-------|------|------|
| 5-12-37 | Installed: C-1547-8 10 ea. Bowls, toilet, Syphon-Jet | 99.50 | | |
| | | | | |
| | | | | |
| | | | | |
| | | | | |
| | | | | |
| | | | | |
| | | | | |
| | | | | |
| | | | | |
| | | | | |
| | | | | |
| | | | | |
| | | | | |
| | | | | |
| | | | | |
| | | | | |
| | | | | |
| | | | | |
| | | | | |
| | | | | |
| | | | | |
| | | | | |
| | | | | |
| | | | | |

INSTRUCTIONS.—“a” State whether heated from central heating or by individual heating plants, stoves, furnaces, or fireplaces.
 “b” State whether steam, vapor, hot water, or hot air.
 “c” State whether gas, coal, oil, or central heating plant.

See reverse side of form.


Post Plan No.

O. Q. M. C.: Plan No. Unknown Building No. 786

Place Fort McDowell, Angel Island, California. (West Garrison)
 Designation of building Latrine Capacity 18-men
 Total cost, \$ 1,400.00 Date completed September 17, 1909
 Material: Walls Frame Foundation Concrete
 Roof Shingles Floors Concrete
 Total floor area above basement, square feet 561
 Size: Main building 34'0" X 16'6" Wings None Basement None
 a None (How heated) Height of first floor above ground 8"
 b None (Type of heat) How lighted Electricity
 c None (Type of domestic hot water heater) Water connections Yes
 Sewer connections Yes
 Gas connections None

COOKING RANGES INSTALLED
 Coal, No. None
 Gas, No. None
 Electric, No. None
 Oil, No. None
 Steam, No. None

METERS INSTALLED
 Gas, No. None
 Electric, No. None
 Oil, No. None
 Steam, No. None
 Water, No. None



ADDITIONS AND INSTALLATIONS

(Below enter chronologically all modifications, additions, introductions of water, sewer, lights, heating, etc.)

| DATE | | COST | DATE | COST |
|----------|--|------------------|------|------|
| 11-16-27 | Lavatories, porcelain enameled iron sectional #F-1192, in battery (6) | 67.50 | | |
| 11-16-27 | Two part cement laundry trays (2) | 20.30 | | |
| 9-1-31 | Installed: 1 ea Heater, water, Ideal, U. S. #40 coal burning, 40 gal. capacity | 50.56 | | |
| 2-24-32 | Removed: Heater, Tobasco, #300 D.V.#640 | 52.75 | | |
| 2/4/35 | Heater, Tobasco, #300- (C/V-1002)- | 153.00 | | |
| 9/10/35 | REMOVED: Heater, Tobasco" #300- (D/V.255)- | 153.00 | | |
| 2-8-36 | Installed: 12 Bowls, Toilet | 168.00 | | |
| | 1 Urinal | 32.35 | | |
| | 7 Showers | 56.00 | | |
| 7-14-37 | Installed, CV-167-8: | | | |
| | 1 ea. Heater, H.W., Tobasco, #17 | 76.25 | | |


INSTRUCTIONS.—"a" State whether heated from central heating or by individual heating plants, stoves, furnaces, or fireplaces.
 "b" State whether steam, vapor, hot water, or hot air.
 "c" State whether gas, coal, oil, or central heating plant.

See reverse side of form.

Post Plan No. _____

O. Q. M. G.: Plan No. Unknown Building No. 85

Place Fort McDowell, Angel Island, California. (West Garrison)
 Designation of building Latrine Capacity 10-men
 Total cost, \$ 800.00 Date completed April 15, 1909
 Material: Walls Frame Foundation Concrete
 Roof Shingles Floors Concrete
 Total floor area above basement, square feet 322
 Size: Main building 20'6" X 17'6" Wings None Basement None
 a None Height of first floor above ground 1'
 (How heated) _____
 b None How lighted Electricity
 (Type of heat) _____
 c None Water connections Yes
 (Type of domestic hot water heater) _____
 Sewer connections Yes
 Gas connections None
COOKING RANGES INSTALLED
 Coal, No. None
 Gas, No. None
 Electric, No. None
 Oil, No. None
 Steam, No. None
METERS INSTALLED
 Gas, No. None
 Electric, No. _____
 Oil, No. None
 Steam, No. None
 Water, No. None



ADDITIONS AND INSTALLATIONS

(Below enter chronologically all modifications, additions, introductions of water, sewer, lights, heating, etc.)

| DATE | | COST | DATE | COST |
|---------|--|-------|------|------|
| 5-12-37 | Installed: C-1547-S 3 ea. Bowls, toilet, siphon | 29.85 | | |
| | | | | |
| | | | | |
| | | | | |
| | | | | |
| | | | | |
| | | | | |
| | | | | |
| | | | | |
| | | | | |
| | | | | |
| | | | | |
| | | | | |
| | | | | |
| | | | | |
| | | | | |
| | | | | |
| | | | | |
| | | | | |
| | | | | |
| | | | | |
| | | | | |

INSTRUCTIONS.—“a” State whether heated from central heating or by individual heating plants, stoves, furnaces, or fireplaces.
 “b” State whether steam, vapor, hot water, or hot air.
 “c” State whether gas, coal, oil, or central heating plant.

See reverse side of form.

Post Plan No. _____

O. Q. M. G.: Plan No. Unknown Building No. 84

Place Fort McDowell, Angel Island, California (West Garrison) 5835 ^{sq ft} EA
 Designation of building Quartermaster Storehouse Capacity 75000 Cub. ft.
 Total Cost, \$ 14500.00 Date completed October 30, 1908
 Material: Walls Brick Foundation Concrete
 Roof Slate Floors Wood
 Total floor area above basement, square feet 5835 2744
 Size: Main building 90'-10" x 35'-10" Wings None Basement 87'4" x 32'4"
 a Stoves Height of first floor above ground 1'
 (How heated) _____
 b coal How lighted Electricity
 (Type of heat) _____
 c _____
 (Type of domestic hot water heater) _____
COOKING RANGES INSTALLED
 Coal, No. None
 Gas, No. None
 Electric, No. None
 Oil, No. None
 Steam, No. None
 Gas, No. None
 Electric, No. 5195202, 7874967
 Oil, No. None
 Steam, No. None
 Water, No. None



ADDITIONS AND INSTALLATIONS

(Below enter chronologically all modifications, additions, introductions of water, sewer, lights, heating, etc.)

| DATE | | COST | DATE | DATE |
|-------------------|--|-------------------|------|------|
| 6-9-09 | Bath tub installed (4) | 275.00 | | |
| 10-7-18 | Electric wiring and fixtures installed | 79.40 | | |
| 12-20-35 | Boiler, range w/stand, 30 gallon- C/V-795 | 7.10 | | |
| | Sink & Laundry tray, comb. do | 37.52 | | |
| 1/ 2/36 | INSTALLED- Tub, bath- (CV- | 37.00 | | |
| | Bowl, toilet- (835 | 4.10 | | |
| 5/12/36 | Installed, meter, electric "Westinghouse" #7874957 | 7.50 | | |
| 2-8-36 | Installed: 1 Bowl, Toilet | 14.00 | | |
| | 1 Sinks, Kitchen | 31.75 | | |
| | 1 Basins, Wash | 7.35 | | |
| | 1 Tub, Bath | 37.00 | | |
| | 6 Screens, Window | 9.00 | | |
| 2-20-37 | Installed, CV-1677: | | | |
| | 6 ea. Shades, Window, 38"x72" | 5.46 | | |
| 1/21/39 | Installed: Vou. No. C-912-A. | | | |
| | 5 ea Shades, window, 40" x 60". JUL 2 '39 S C P | 4.05 | | |
| | | 226.18 | | |

INSTRUCTIONS—"a" State whether heated from central heating or by individual heating plants, stoves, furnaces, or fireplaces.
 "b" State whether steam, vapor, hot water, or hot air.
 "c" State whether gas, coal, oil, or central heating plant.

See reverse side of form.

Post Plan No. _____


O. Q. M. G.: Plan No. Unknown

Building No. 33

12970 44 17

Place Fort McDowell, Angel Island, California, (West Garrison)
 Designation of building Wharf. Capacity 1-Bay Str.
 Total Cost, \$ 27885.00 Date completed February 25, 1903
 Material: Walls --- None Foundation Iron Piles
 Roof --- None Floors Wood
 Total floor area above basement, square feet 12870
 Size: Main building 40'0" X 80'0" Wings 20'0" X 216'0" Basement None
 a None Height of first floor above ground 12' Mean low tide
 (How heated)
 b None How lighted
 (Type of heat) Water connections None
 c None Sewer connections None
 (Type of domestic hot water heater) Gas connections None

COOKING RANGES INSTALLED METERS INSTALLED
 Coal, No. None Gas, No. None
 Gas, No. None Electric, No. See #76
 Electric, No. None Oil, No. None
 Oil, No. None Steam, No. None
 Steam, No. None Water, No. None



ADDITIONS AND INSTALLATIONS

(Below enter chronologically all modifications, additions, introductions of water, sewer, lights, heating, etc.)

| DATE | | COST | DATE | DATE |
|----------------------|---------------------|-----------------|------|------|
| <u>Nov. 4, 1925.</u> | <u>New flooring</u> | | | |
| <u>July, 1935.</u> | <u>Repairs</u> | <u>\$489.50</u> | | |
| | | <u>2,926.80</u> | | |
| | | | | |
| | | | | |
| | | | | |
| | | | | |
| | | | | |
| | | | | |
| | | | | |
| | | | | |
| | | | | |
| | | | | |
| | | | | |
| | | | | |
| | | | | |
| | | | | |
| | | | | |
| | | | | |
| | | | | |
| | | | | |
| | | | | |
| | | | | |
| | | | | |
| | | | | |
| | | | | |
| | | | | |
| | | | | |

On I + I
APPROVED

See reverse side of form.

INSTRUCTIONS—"a" State whether heated from central heating or by individual heating plants, stoves, furnaces, or fireplaces.
 "b" State whether steam, vapor, hot water, or hot air.
 "c" State whether gas, coal, oil, or central heating plant.

Post Plan No. _____

O. Q. M. G.: Plan No. Unknown Building No. 82

Place Fert McDowell, Angel Island, California (West Garrison.) ⁶⁶
 Designation of building Office and Barracks Capacity 24 men
 Total Cost, \$ 26143.00 Date completed March 1, 1905
 Material: Walls Brick Foundation Concrete
 Roof Slate Floors Wood
 Total floor area above basement, square feet 1100 ^{2360 sq ft}
 Size: Main building 44' x 44' Wings 27'0" x 57'7" Basement _____
 a Furnace (Radiators) Ideal make. Height of first floor above ground 1 ft. 6"
 (How heated)
 b Hot water - Steam Heat - 9M How lighted Electricity
 (Type of heat) Water connections Yes
 c Tobaccoe Heater No. 300. (Coal) Sewer connections Yes
 (Type of domestic hot water heater) Gas connections None
 COOKING RANGES INSTALLED METERS INSTALLED
 Coal, No. 1-No. 5. Gas, No. None
 Electric, No. None Electric, No. 5071975 ✓
 Oil, No. None Oil, No. None
 Steam, No. None Steam, No. None
 Water, No. None



ADDITIONS AND INSTALLATIONS

(Below enter chronologically all modifications, additions, introductions of water, sewer, lights, heating, etc.)

| DATE | | COST | DATE | | DATE |
|----------|--|-------|------|--|------|
| 10/15/24 | Rear porch inclosed and used as Post Office | 80.00 | | | |
| 10-20-18 | Electric wiring and fixtures installed. | 72.50 | | | |
| 10-23-30 | Installed 1 Bowl, lavatory, porcelain | 8.40 | | | |
| | Installed 1 Bowl, toilet | 8.50 | | | |
| 2-8-36 | Installed: 3 Bowls, Toilet | 42.00 | | | |
| | 1 Urinals | 32.35 | | | |
| | 1 Sinks, Kitchen | 31.75 | | | |
| | 4 Basins, Wash | 29.40 | | | |
| | 1 Tubs, Laundry | 10.00 | | | |
| | 1 Shower | 8.00 | | | |
| | 5 Screens, Door | 17.50 | | | |
| | 42 Screens, Window | 63.00 | | | |
| 5-18-37 | Installed: C-1547-8 | | | | |
| | 1 ea. Basin, earthenware 14 x 17 | 5.70 | | | |
| 1/21/39 | Installed: Vou. No. C-912-A. | | | | |
| | 2 ea Shades, window, 37" x 42" JUL 2 '80 SCP | 1.14 | | | |
| | 12 ea Shades, window, cream color, 39" x 78" P | 12.60 | | | |
| | 24 ea Shades, window, 41" x 84" JUL 2 '80 SCP | 26.40 | | | |
| | 1 ea Urinal, bowl type, C.I. Porcelain | 11.00 | | | |

INSTRUCTIONS—"a"
 "b"

whether heated from central heating or by individual heating plants, stoves, furnaces, or fireplaces.
 whether steam, vapor, hot water, or hot air.
 whether gas, coal, oil, or central heating plant.

See reverse side of form.

$$\begin{array}{r} 36 \\ 591 \\ \hline 36 \\ 324 \\ 3276 \\ \hline 3200 \quad 3276 \\ 4320 \\ 1290 \\ \hline 8800 \end{array}$$

$$\begin{array}{r} 35 \\ 90 \\ \hline 3143 \\ \hline 9420 \end{array}$$

$$\begin{array}{r} 90.10 \\ 35.29 \\ \hline 90100 \\ 45050 \\ \hline 30 \end{array}$$

 3 950008 H

REMARKS

Number changed from 50 per QMG file 600.911 dated October 9, 1916.
 Transferred from Medical to Quartermaster Corps authority Adjutant General of the Army, 6th Indorsement, File #620, Fort McDowell, Calif.,
 dated March 20, 1923.

INSTRUCTIONS

If plans of building are available, forward copy of same showing information called for above. These plans should be checked against the building and any variations from same in the building as constructed should be noted.

If plans are not available make sketch plans and elevation in spaces above. The plans shown are typical of "quarters." Similar plans for other types of buildings. There are 10 squares to the inch. Each square will represent 1 in., 2 in., 4 in., or 8 in., etc., as may be necessary to show entire building in the space allowed. Show inside and outside designations of each room. Indicate location of water and sewer connections. In space under heading "Details" show character of construction, story heights, etc.


Post Plan No. _____

O. Q. M. G.: Plan No. Unknown Building No. 79

Place Fort McDowell, Angel Island, California. (West Garrison)
 Designation of building Noncommissioned Officers Quarters Capacity 1-N. C. O.
 Total Cost, \$ 3,374.00 Date completed October 31, 1901
 Material: Walls Frame Foundation Stone and Cement
 Roof Shingles Floors Wood
 Total floor area above basement, square feet 287 1176
 Size: Main building 20'6" X 28'6" Wings None Basement 17'0" X 25'0"

a Stoves (How heated) Height of first floor above ground 2'6"
 b Coal (Type of heat) How lighted Electricity
 c _____ (Type of domestic hot water heater) Water connections Yes
 Sewer connections Yes
 Gas connections None

COOKING RANGES INSTALLED METERS INSTALLED
 Coal, No. 1-No. 3 Army Range Gas, No. None
 Gas, No. None Electric, No. 1249891 & 4917906
 Electric, No. None Oil, No. None
 Oil, No. None Steam, No. None
 Steam, No. None Water, No. None



ADDITIONS AND INSTALLATIONS

(Below enter chronologically all modifications, additions, introductions of water, sewer, lights, heating, etc.)

| DATE | | COST | DATE | DATE |
|----------|---|---------|------|------|
| 10-12-18 | Electric wiring and fixtures installed | 36.55 | | |
| 7-29-32 | Installed Meter, watt hour, 3-wire, single phase, 60 Cycle, 25-Amp., 230 V., Duncan Type. CV #55 Serial No. 1249891 ✓ | 12.56 ✓ | | |
| 12- 5-32 | Installed 12 yds. Linoleum "Alhambra", #3533 C.V. #336. | 16.20 ✓ | | |
| 2-8-36 | Installed: 1 Bowls, Toilet | 14.00 | | |
| | 1 Sinks, Kitchen | 31.75 | | |
| | 1 Basins, Wash | 7.35 | | |
| | 1 Tubs, Laundry | 10.00 | | |
| | 1 Tubs, Bath | 37.00 | | |
| | 2 Screens, Door | 7.00 | | |
| | 27 Screens, Window | 40.50 | | |
| 2-23-37 | Installed, CV-1668: 1 ea. Heater, H.W., U.S., #40, 40-Gal. Capacity. | 56.11 | | |
| | | | | |
| | | | | |
| | | | | |
| | | | | |
| | | | | |
| | | | | |
| | | | | |
| | | | | |
| | | | | |
| | | | | |
| | | | | |
| | | | | |
| | | | | |
| | | | | |
| | | | | |
| | | | | |
| | | | | |

INSTRUCTIONS—"a" State whether heated from central heating or by individual heating plants, stoves, furnaces, or fireplaces.
 "b" State whether steam, vapor, hot water, or hot air.
 "c" State whether gas, coal, oil, or central heating plant.

See reverse side of form.

REMARKS

Number changed from 47 per OQMG file 600.911 dated October 9, 1916.

Formerly listed as "Hospital Steward's Quarters"; has now lost its identity.

INSTRUCTIONS

If plans of building are available, forward copy of same showing information called for above. These plans should be checked against the building and any variations from same in the building as constructed should be noted.

If plans are not available make sketch plans and elevation in spaces above. The plans shown are typical of "quarters." Similar plans may be made for all types of buildings. There are 10 squares to the inch. Each square will represent 1 in., 2 in., 4 in., or 8 in., etc., as may be necessary to show entire building in the space allowed. Show inside dimensions and designation of each room. Indicate location of water and sewer connections. In space under heading "Detail," show character of construction, story heights, etc.

Post Plan No.

O. Q. M. G.: Plan No. Building No. 78

Place Fort McDowell, Angel Island, California (East Garrison) Capacity 1-photograph camera
 Designation of building Photograph Studio
 Total cost, \$ 350.00 (Est.) Date completed May 1899
 Material: Walls Frame Foundation Concrete pillars and wood
 Roof Frame and Shingles Floors Wood
 Total floor area above basement, square feet 680
 Size: Main building 16'6"x41'6"x13'6" Wings 1-6'6"x6'6"x12'6" Basement None

a Stove Height of first floor above ground Average 2'0"
 (Type of heat)
 b Coal How lighted Electricity
 (Type of heat)
 c None Water connections Yes
 (Type of domestic hot water heater)
 Sewer connections Yes
 Gas connections None

COOKING RANGES INSTALLED
 Coal, No. None
 Gas, No. None
 Electric, No. None
 Oil, No. None
 Steam, No. None

METERS INSTALLED
 Gas, No. None
 Electric, No. 1475782
 Oil, No. None
 Steam, No. None
 Water, No. None

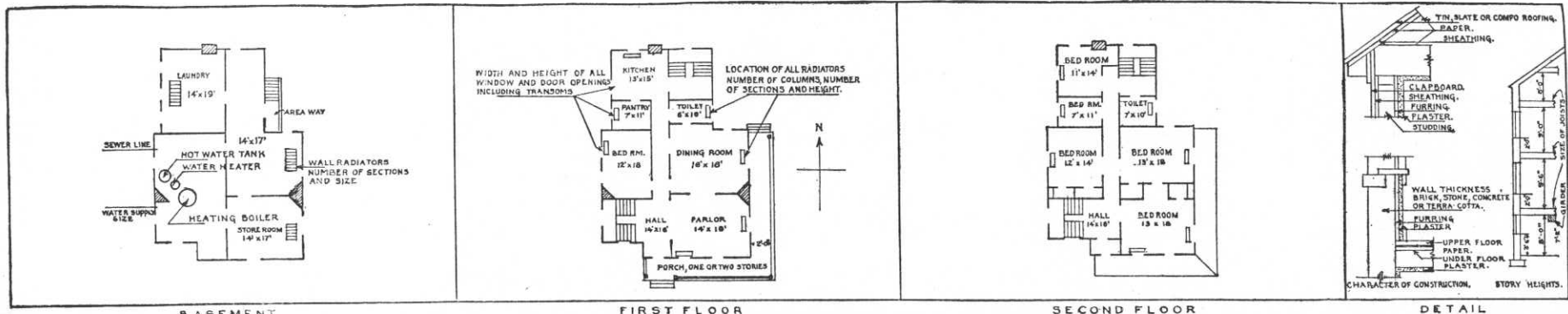


ADDITIONS AND INSTALLATIONS

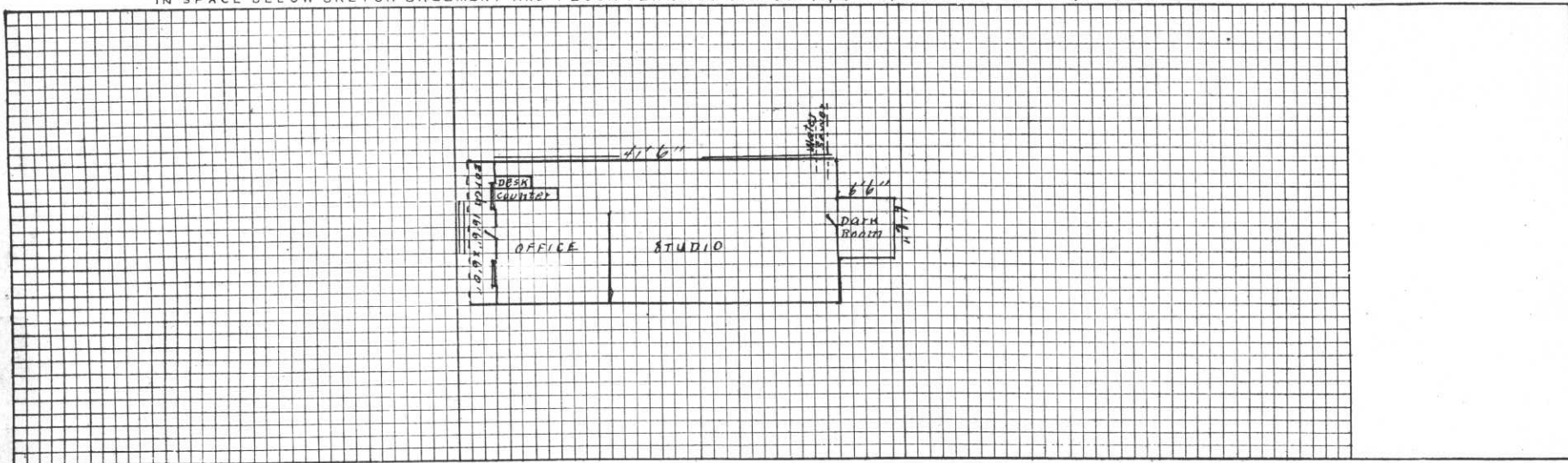
(Below enter chronologically all modifications, additions, introductions of water, sewer, lights, heating, etc.)

| DATE | | COST | DATE | | COST |
|------|--|------|------|--|------|
| | | | | | |
| | | | | | |
| | | | | | |
| | | | | | |
| | | | | | |
| | | | | | |
| | | | | | |
| | | | | | |
| | | | | | |
| | | | | | |
| | | | | | |
| | | | | | |
| | | | | | |
| | | | | | |
| | | | | | |
| | | | | | |
| | | | | | |
| | | | | | |
| | | | | | |
| | | | | | |
| | | | | | |
| | | | | | |

INSTRUCTIONS.—“a” State whether heated from central heating or by individual heating plants, stoves, furnaces, or fireplaces.
 “b” State whether steam, vapor, hot water, or hot air.
 “c” State whether gas, coal, oil, or central heating plant.



BASEMENT FIRST FLOOR SECOND FLOOR
 IN SPACE BELOW SKETCH BASEMENT AND FLOOR PLANS OF BUILDINGS, GIVING DATA AS PER PLANS ABOVE



REMARKS

Constructed, maintained and repaired at the expense of Mr. J. D. Givens, under the terms of Revocable License, dated September 13, 1904.
 Number formerly assigned to "Harness Shop", East Garrison.


INSTRUCTIONS

If plans of building are available, forward copy of same showing information called for above. These plans should be checked against the building and any variations from same in the building as constructed should be noted.
 If plans are not available make sketch plans and elevation in spaces above. The plans shown are typical of "quarters." Similar plans may be made for all types of buildings. There are 10 squares to the inch. Each square will represent 1', 2', 4', or 8', etc., as may be necessary to show entire building in the space allowed. Show inside dimensions and designation of each room. Indicate location of water and sewer connections. In space under heading "Details" show character of construction, story heights, etc.

Post Plan No. _____

O. Q. M. G.: Plan No. Unknown Building No. 76

Place Fort McDowell, Angel Island, California (West Garrison)
 Designation of building Boat House. Capacity 1-Barge
 Total Cost, \$ Unknown Date completed Feb..4, 1903
 Material: Walls Frame Foundation Piles
 Roof Shingles Floors None
 Total floor area above basement, square feet 1104
 Size: Main building 23'-6" x 48'-6" Wings None Basement None
 a None (How heated) Height of first floor above ground Wharf level
 b None (Type of heat) How lighted Electricity
 c None (Type of domestic hot water heater) Water connections Yes
 Sewer connections None
 Gas connections None
 COOKING RANGES INSTALLED METERS INSTALLED
 Coal, No. None Gas, No. None
 Gas, No. None Electric, No. 4898.05 ✓
 Electric, No. None Oil, No. None
 Oil, No. None Steam, No. None
 Steam, No. None Water, No. None



ADDITIONS AND INSTALLATIONS

(Below enter chronologically all modifications, additions, introductions of water, sewer, lights, heating, etc.)

| DATE | | COST | DATE | DATE |
|----------|---|-------|------|------------------------------|
| 10-21-18 | Electric wiring and fixtures installed | 7.80 | | |
| 5-25-37 | Removed, DV-1907: | | | |
| | 1 ea. Meter, electric, #4898805 | 8.00 | | <i>On I & I approved</i> |
| 5-25-37 | Installed, CV-1909: | | | |
| | 1 ea. Meter, elect., 3-wire, 25-Amp. #1250899 | 12.56 | | |
| 1-21-42 | REMOVED: You, C-5-42: | | | |
| | 1 ea. Meter, elec., 3-wire, 25-Amp. #1250899 | 12.56 | | |
| | | | | |
| | | | | |
| | | | | |
| | | | | |
| | | | | |
| | | | | |
| | | | | |


INSTRUCTIONS—"a" State whether heated from central heating or by individual heating plants, stoves, furnaces, or fireplaces.
 "b" State whether steam, vapor, hot water, or hot air.
 "c" State whether gas, coal, oil, or central heating plant.

See reverse side of form.

Post Plan No. _____

O. Q. M. G.: Plan No. Unknown Building No. 74

Place Fort McDowell, Angel Island, California (West Garrison) *50 pages*
 Designation of building Post Chapel School House Capacity 150 People
 Total Cost, \$ 1500.00 Date completed 1866
 Material: Walls Frame Foundation Wood
 Roof Shingles Floors Wood
 Total floor area above basement, square feet 1250 Sq.ft.
 Size: Main building 24' x 41' Wings _____ Basement _____
 a Stoves _____ Height of first floor above
 (How heated) _____ ground _____
 b Coal _____ How lighted Electricity
 (Type of heat) _____ Water connections Yes
 c _____ Sewer connections Yes
 (Type of domestic hot water heater) _____ Gas connections None
 COOKING RANGES INSTALLED METERS INSTALLED
 Coal, No. None Gas, No. None
 Gas, No. None Electric, No. 4903339
 Electric, No. None Oil, No. None
 Oil, No. None Steam, No. None
 Steam, No. None Water, No. None



ADDITIONS AND INSTALLATIONS

(Below enter chronologically all modifications, additions, introductions of water, sewer, lights, heating, etc.)

| DATE | | COST | DATE | DATE |
|-----------------|--|----------------|------|------|
| <u>9-1918</u> | <u>Electric light fixtures installed</u> | <u>21.40</u> | | |
| <u>8-26-30</u> | <u>Installed Shades, window, with fixtures, 38 x 72"</u> | <u>4.00</u> ✓ | | |
| | <u>" " " " " " " " " 52 x 84"</u> | <u>8.40</u> ✓ | | |
| <u>9-8-30</u> | <u>Installed 2 Bowls, lavatory</u> | <u>4.80</u> ✓ | | |
| | <u>" 2 Bowls, toilet</u> | <u>17.00</u> ✓ | | |
| <u>8/23/39</u> | <u>Removed: 1 ea Meter, type OA Watt-hour, alternat-</u> | | | |
| | <u>ing current, 100-V, 60-Cycles, two-wire, single</u> | | | |
| | <u>phase, 5-Amperes, No. 4903339. (CV-1-0).</u> | <u>7.50</u> ✓ | | |
| <u>12/14/39</u> | <u>Installed on Vou D-636-0: 1 ea Fixture, light</u> | <u>5.50</u> ✓ | | |
| | <u>opal glass top, moss green base, #14-6, for</u> | | | |
| | <u>canopy fixture.</u> | | | |
| | | | | |
| | | | | |
| | | | | |
| | | | | |
| | | | | |
| | | | | |
| | | | | |
| | | | | |
| | | | | |

INSTRUCTIONS—"a" State whether heated from central heating or by individual heating plants, stoves, furnaces, or fireplaces.
 "b" State whether steam, vapor, hot water, or hot air.
 "c" State whether gas, coal, oil, or central heating plant.

See reverse side of form.

Post Plan No. _____

O. Q. M. G.: Plan No. Unknown Building No. 72

Place Fort McDowell, Angel Island, California (West Garrison)
 Designation of building Noncommission Officers Quarters Capacity 1-N.C.O.
 Total Cost, \$ 1200.00 Estimated. Date completed 1964
 Material: Walls Frame Foundation Wood
 Roof Shingles Floors Wood
 Total floor area above basement, square feet 1600 Sq.ft.
 Size: Main building 27' x 30' Wings _____ Basement _____
 a Stoves _____ Height of first floor above ground _____ ft.
 (How heated) _____
 b Coal _____ How lighted Electricity
 (Type of heat) _____
 c 1-40 gal. hot water boiler attached to Range Water connections Yes
 (Type of domestic hot water heater) _____ Sewer connections Yes
 Gas connections None
 COOKING RANGES INSTALLED METERS INSTALLED
 Coal, No. 1-Navy Army Range Gas, No. None
 Gas, No. None Electric, No. 4917732 & 1249737
 Electric, No. None Oil, No. None
 Oil, No. None Steam, No. None
 Steam, No. None Water, No. None



ADDITIONS AND INSTALLATIONS

(Below enter chronologically all modifications, additions, introductions of water, sewer, lights, heating, etc.)

| DATE | | COST | DATE | | EXAMINER COST |
|-----------|---|----------|---------|---|---------------|
| 8 - 1909 | Screen doors and windows installed | n \$9700 | 5-26-36 | Ins. 19 Yds Linoleum, Pattern 1412 (CV 1524) | \$19.95 |
| 10 - 1918 | Electric light fixtures installed | 37.90 | 2-8-36 | Installed: 1 Bowls, Toilet | 14.00 |
| 7-29-32 | Installed Heater, hot water, coal burning, U.S. #40, 40 gal. capacity CV 55 | 50.56 | | 1 Basins, Wash | 7.35 |
| | Installed Meter, watt hour, 3-wire, single phase, 60 Cycle, 25 Amp., 230 V., Duncan Type. | 12.56 | 1/21/39 | 1 Tubs, Laundry Removed Vou C-6-4/ | 10.00 |
| | Ser. No. 1249737 ✓ | | | 1 Tubs, Bath | 37.00 |
| 12- 5-32 | Installed Linoleum "Sealex", Battleship, #1000 5-1/2 yds. C.V. #336 | 7.92 | 4-7-41 | Installed: 2 ea Shades, window, 40 1/2 x 64" 2 1/2" S.C.P. | 2.30 |
| 9-3-32 | Installed: Tank, with valve, straight atop and tailpiece 5" x 5' EV #189 | 23.85 | | 1 ea Sink, iron, enameled 18" x 36", w/brackets. Vou. No. C-912-A. JUL 2 '36 S.C.P. | 31.75 |
| 3/16/36 | INSTALLED- 10 Shades, window- 36" x 6'- CV 1502- | 16.56 | 6-14-41 | INSTALLED: Vou. No. C-1590-1. 12 ea Shades, window, complete, Assorted sizes and colors, Class "B" @ \$1.25 | 16.20 |
| 4/5/36 | INSTALLED- 2 Fixtures, lighting, ceiling- CV 1244- | 12.90 | | INSTALLED: Vou. No. C-6-41. | |
| 3/14/16 | INSTALLED- 2 Shades, window- 36" x 5'-) | 2.74 | 10-1-42 | 1 ea. Tub, laundry, double | 20.00 |
| | 1 " " 36" x 6'-) C.V. | 1.56 | | INSTALLED: Vou. No. C-95-3 Shades, window | 28.82 |
| | 1 " " 36" x 5'-) 1302- | 1.40 | | 22 ea. @ 1.31 | |
| | 2 " " 30" x 4'-) | 2.54 | | | |
| 5/5/36 | Installed Sink, enameled, 20x52, right hand drain w/legs. CV 1424. | 56.95 | | | |

INSTRUCTIONS—"a" State whether heated from central heating or by individual heating plants, stoves, furnaces, or fireplaces.
 "b" State whether steam, vapor, hot water, or hot air.
 "c" State whether gas, coal, oil, or central heating plant.

See reverse side of form.

Post Plan No. _____

O. Q. M. G.: Plan No. Unknown Building No. 71

Place Fort McDowell, Angel Island California. (West Garrison)
 Designation of building Noncommissioned Officers' Quarters. Capacity 1-N.C.O.
 Total Cost, \$ 1200.00 Date completed 1864
 Material: Walls Frame Foundation Wood
 Roof Shingles Floors Wood
 Total floor area above basement, square feet 1600
 Size: Main building 27'0" X 30'0" Wings None Basement None
 a Stoves (How heated) Height of first floor above ground 2 ft.
 b Coal (Type of heat) How lighted Electricity
 c 40 Gal. hot water boiler attached to Range. (Type of domestic hot water heater) Water connections Yes
 Sewer connections Yes
 Gas connections None
 COOKING RANGES INSTALLED METERS INSTALLED
 Coal, No. 1-No. 3. Army Range Gas, No. None
 Electric, No. None Electric, No. 4917784 & 1249884
 Oil, No. None Oil, No. None
 Steam, No. None Steam, No. None
 Water, No. None Water, No. None



ADDITIONS AND INSTALLATIONS

(Below enter chronologically all modifications, additions, introductions of water, sewer, lights, heating, etc.)

| DATE | | COST | DATE | | DATE |
|----------|---|-------|---------|--|-------|
| 9-12-18 | Electric wiring and fixtures installed | 22.20 | 7-22-37 | Removed, DV-169-8: | |
| 12-14-31 | Installed Shades, window, viz: 9 - 46-1/2 x 60" | 10.35 | 7-22-37 | 1 Ea. Sink, kitchen. | 31.75 |
| | 6 - 49-1/2 x 48" C.V. #376 | 6.90 | | Installed, CV-168-8: | |
| 5-30-32 | Installed 1 Heater, hot water, US #40. | 60.56 | | 1 Ea. Sink, 60 x 20", cast iron, porcelain, enamel, dble., drain board, w/apron, swing spout faucet, complete w/legs, soap dish and fittings, N.P. | 38.68 |
| 6-29-32 | Installed Meter, watt hour, 3-wire, single phase, 60 Cycle, 25 Amp., 230 V., Duncan Type. Ser. No. 1249884 | 12.56 | 6-29-37 | Installed, CV-161-8: 1 Ea. Heater, water, bathroom & Shower, coal burning, U.S. #40, 40-gal. capacity. | 20.00 |
| 12-5-32 | Installed Linoleum "Sealex" Battleship, #1000 28 yds. C.V. #336 | 40.32 | 8-16-37 | Installed, CV-198-8: 6 Sq. Yd. Linoleum. | 5.52 |
| 9-3-32 | Installed: Tank, with valve, straight stop and tailpiece 5" x 5' C V #189 | 23.85 | | 6 " Felt, Paper. | .24 |
| 5/12/36 | XXXXXXXXXXXXXXXXXXXXXXXXXXXXXXXXXXXX Installed Tub Laundry, double 48 x 24 x 16" Cement w/legs. CV 19417 | 6.55 | 8-16-37 | Installed, CV-197-8: 1 Ea. Unit (Fixture) Electric, #1075 1 Ea. Unit (Fixture) White enamel, #25, (Globe & Fixture) & 1 ea. Glass shade, white. | 9.95 |
| 2-8-36 | Installed: 1 Bowls, Toilet | 14.00 | | Installed: 1 ea Shade, window, 42" x 60" Vou. No. C-912-A. JUL 2 '38 S C P | .80 |
| | 1 Sinks, Kitchen | 31.75 | 1/21/39 | INSTALLED: Vou. C-2087-2. 18 ea shades, window, complete, assorted size and colors, Class A. @ 1.39 | 25.02 |
| | 1 Basins, Wash | 7.35 | | | 345 |
| | 1 Tubs, Bath | 37.00 | 5-29-42 | | |
| | 3 Screens, Door | 10.50 | | | |
| | 13 Screens, Window | 19.50 | | | |

INSTRUCTIONS—"a" State whether heated from central heating or by individual heating plants, stoves, furnaces, or fireplaces.
 "b" State whether steam, vapor, hot water, or hot air.
 "c" State whether gas, coal, oil, or central heating plant.

See reverse side of form.

Post Plan No. _____

O. Q. M. G.: Plan No. Unknown Building No. 70 ABCD

Place Fort McDowell, Angel Island, California. (West Garrison)
 Designation of building Noncommissioned Officers Quarters Capacity 4-N.C.O.'s
 Total cost, \$ 1,750.00 (Est) Date completed 1864
 Material: Walls Frame Foundation Wood
 Roof Shingles Floors Wood
 Total floor area above basement, square feet 4,000
 Size: Main building 25'0" X 80'0" Wings None Basement None
 a Stoves (How heated) _____ Height of first floor above ground 5'
 b Coal (Type of heat) _____ How lighted Electricity
 c 40 gal. boilers attached to ranges (4) (Type of domestic hot water heater) _____ Water connections Yes
 Sewer connections Yes
 Gas connections None
 COOKING RANGES INSTALLED METERS INSTALLED
 Coal, No. 4-No. 3 Army Ranges Gas, No. None
 Gas, No. None Electric, No. 1250736 & 5174598
 Electric, No. None 1250720 & 1772471
 Oil, No. None 1250581 & 4900653
 Steam, No. None Steam, No. 1250736 & 1374411
 Water, No. None



ADDITIONS AND INSTALLATIONS

(Below enter chronologically all modifications, additions, introductions of water, sewer, lights, heating, etc.)

| DATE | | COST | DATE | | COST |
|----------|--|--|----------|---|--------|
| 11- 5-06 | Door and window screens installed | 70.00 | 12- 5-32 | Installed in #70-C. 18 yds. Linoleum, "Sealer" Battleship, #1000. C. V. #336 | 25.92 |
| 8-21-30 | Installed shades, window: 1-50 x 50" 3-28 x 60" 10-30 x 60" 2-30 x 72" 12-36 x 72" 5-40 x 72" | 50.00 2.24 7.90 1.72 10.92 3.90 | | Installed in #70-D. 24 yds. Linoleum, "Alhambra" #3533 C.V. #336 | 32.40 |
| 9-26-30 | Installed Switches, Universal Service, #971-123, 1 each in A. B. C & D. | 8.24 | | 2-meters, watt hour, 3-wire single phase, 60 Cycles, 25 Amp., 230 Volts, Duncan Type, #1250736 and 1374411 C.V. #336. | 25.12 |
| 10-20-30 | Installed 4 Trays, Laundry, Cement, 2-part with cast iron legs | 44.00 | | 4 switches, Type WK, 60 Amp 250 Volts, 3-pole solid neutral #62332 CV #336 | 14.00 |
| 9-1-31 | Installed: 1 ea Drainboard, enameled iron 20x24"D" x | 11.16 | | 4 Switches, Universal serv-ice, meter, #973333 C.V. #336 | 11.00 |
| 5-30-32 | Installed in #70-A. 19-3/4 sq. yds. Linoleum, embossed, Jonah D, #3513. C V #749 | 28.15 | 9-3-32 | Installed: 4 tanks, with valves, straight stops and tailpieces, 5" x 5' C V #189 | 95.40 |
| 11/15/32 | Installed Heater, hot water, coal burning, 40 gal. capacity, U.S.#40. This heater removed from Quarters #5, on Tally in sheet #60. C.V.#296. Installed in #70-D. | 56.11 | 2-8-36 | Installed: 4 Bowls, Toilet | 56.00 |
| 12- 5-32 | Installed in #70-B. 25-1/4 yds. Linoleum, "Alhambra", #3533. C.V. #336 | 34.09 | | 4 Sinks, Kitchen | 127.00 |
| | | 248.39 | | 4 Basins, Wash | 29.40 |
| | | | | 4 Tubs, Bath | 148.00 |
| | | | | | 564.24 |

INSTRUCTIONS.—"a" State whether heated from central heating or by individual heating plants, stoves, furnaces, or fireplaces.
 "b" State whether steam, vapor, hot water, or hot air.
 "c" State whether gas, coal, oil, or central heating plant.

See reverse side of form.

Place Fort McDowell, Angel Island California (West Garrison)
 Designation of building Q. M. Stables Capacity 12 Animals
 Total cost, \$ 1426.07 Date completed September 10, 1883
 Material: Walls Frame Foundation Wood
 Roof Shingle Floors Wood & Concrete
 Total floor area above basement, square feet 1750 sq. ft.
 Size: Main building 25' x 35' 9" Wings - - Basement - -
 a. Not Heated Height of first floor above ground 4'
 (How heated) _____
 b. _____ How lighted Electricity
 (Type of heat) _____
 c. _____ Water connections Corral only
 (Type of domestic hot water heater) _____
 Sewer connections None
 Gas connections None

COOKING RANGES INSTALLED **REFRIGERATORS INSTALLED** **METERS INSTALLED**
 (Give quantity and size) (Give quantity and size) (Give quantity and capacity)

Coal - - Gas - - Gas - -
 Gas - - Electric - - Electric 1 ea GE #4918505*
 Electric - - Ice - - Oil - -
 Oil - - Steam - -
 Steam - - Water - -

*Type 1-14, 5 Amp, 115V, 1ph, 2 wire.


ADDITIONS AND INSTALLATIONS

(Below enter chronologically all modifications, additions, introductions of water, sewer, lights, heating, etc.)

| DATE | | COST | DATE | COST |
|---------|---|---------|------|------|
| | Expended on building from October 15, 1918 to May 8, 1939. | \$68.15 | | |
| 7/29/40 | Rehabilitation, including complete demolition of 3 sections of Bldg. and developing of 1 section into a stable accomodating a maximum of 12 animals with necessary storage space. | 909.51 | | |
| 8-14-41 | REMOVED: Vou, C-2-2. 12 ea Boxes, feed, galvanized iron @ 3.00 | 36.00 | | |
| | | | | |
| | | | | |
| | | | | |
| | | | | |
| | | | | |
| | | | | |
| | | | | |
| | | | | |
| | | | | |
| | | | | |
| | | | | |
| | | | | |
| | | | | |
| | | | | |
| | | | | |

INSTRUCTIONS.—“a” State whether heated from central heating or by individual heating plants, stoves, furnaces, or fireplaces.
 “b” State whether steam, vapor, hot water, or hot air.
 “c” State whether gas, coal, oil, or central heating plant.


See reverse side of form.



Post Plan No. _____

O. Q. M. G.: Plan No. _____ Building No. 68

Place Fort McDowell, Angel Island, California. (West Garrison)
 Designation of building Non-commissioned officers' quarters Capacity 1-N C O
 Total Cost, \$ 1,750.00 Date completed January 1872
 Material: Walls Frame Foundation Wood
 Roof Shingles Floors Wood
 Total floor area above basement, square feet 940
 Size: Main building 25'0" X 35'0" Wings None Basement None
 a Fireplace (How heated) _____ Height of first floor above ground 1'0"
 b Coal (Type of heat) _____ How lighted Electricity
 c 200 gal. tank attached to range (Type of domestic hot water heater) _____ Water connections Yes
 Sewer connections Yes
 Gas connections None
 COOKING RANGES INSTALLED METERS INSTALLED
 Coal, No. 1-Army Range No. 3. Gas, No. None
 Gas, No. None Electric, No. 1250553-4843089 ✓
 Electric, No. None Oil, No. None
 Oil, No. None Steam, No. None
 Steam, No. None Water, No. None



ADDITIONS AND INSTALLATIONS

(Below enter chronologically all modifications, additions, introductions of water, sewer, lights, heating, etc.)

| DATE | | COST | DATE | DATE |
|---------|---|--|------|------|
| 1-30-34 | Installed: Sink and laundry tray combination, iron, one piece, flat rim, with left hand drain board, faucet and legs. Plate #2742, Tay-Holbrook Cat. #31, page 274 C V #666 | 38.17 | | |
| 5-21-34 | Installed: Linoleum, inlaid, "D" Pattern, #7381 C.V. #1190. | 29.04 | | |
| 2-8-36 | Installed: 1 Bowl, Toilet 1 Sink & Laundry Tub Combined 1 Tubs, Bath 2 Screens, Door 10 Screens, Window | 14.00 32.65 37.00 7.00 15.00 | | |
| 4-23-37 | Installed, CV-1668: 1 ea. Heater, H.W., U.S. #40, 40-Gal. Capacity | 56.11 | | |
| | | | | |
| | | | | |
| | | | | |
| | | | | |
| | | | | |
| | | | | |
| | | | | |
| | | | | |
| | | | | |
| | | | | |
| | | | | |
| | | | | |
| | | | | |
| | | | | |
| | | | | |
| | | | | |
| | | | | |
| | | | | |
| | | | | |
| | | | | |
| | | | | |
| | | | | |
| | | | | |

INSTRUCTIONS—"a" State whether heated from central heating or by individual heating plants, stoves, furnaces, or fireplaces.
 "b" State whether steam, vapor, hot water, or hot air.
 "c" State whether gas, coal, oil, or central heating plant.

See reverse side of form.

REMARKS

Formerly Teamsters' Quarters, West Garrison; now used as N C O Quarters by Overseer of Prisoners from Alcatraz.

INSTRUCTIONS

If plans of building are available, forward copy of same showing information called for above. These plans should be checked against the building and any variations from same in the building as constructed should be noted.

If plans are not available make sketch plans and elevation in spaces above. The plans shown are typical of "quarters." Similar plans may be made for all types of buildings. There are 10 squares to the inch. Each square will represent 1 in., 2 in., 4 in., or 8 in., etc., as may be necessary to show entire building in the space allowed. Show inside dimensions and designation of each room. Indicate location of water and sewer connections. In space under heading "Details" show character of construction, story heights, etc.


Post Plan No.

O. Q. M. G.: Plan No. Building No. 146 ?

Place Fort McDowell, Angel Island, California. (West Garrison) *and*
Designation of building Water Tank Capacity 38,500 gals
Total cost, \$ 857.50 Date completed August 1909
Material: Walls Frame Foundation concrete
Roof wood Floors Wood
Total floor area above basement, square feet 320
Size: Main building 20 x 16' Wings None Basement None
a None Height of first floor above ground Ground Level
(How heated)
b None How lighted Not Lighted
(Type of heat) Water connections Yes
c None Sewer connections None
(Type of domestic hot water heater) Gas connections None

COOKING RANGES INSTALLED
Coal, No. None
Gas, No. None
Electric, No. None
Oil, No. None
Steam, No. None

METERS INSTALLED
Gas, No. None
Electric, No. None
Oil, No. None
Steam, No. None
Water, No. one

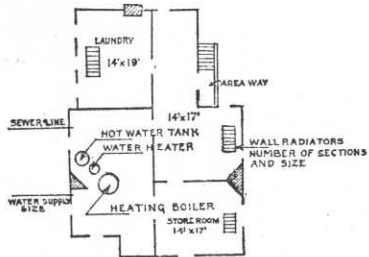


ADDITIONS AND INSTALLATIONS

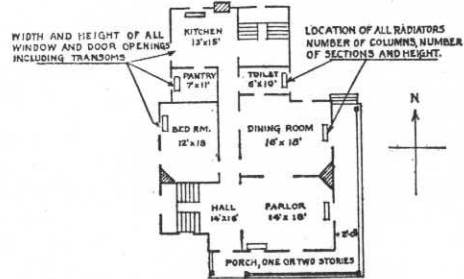
(Below enter chronologically all modifications, additions, introductions of water, sewer, lights, heating, etc.)

| DATE | COST | DATE | COST |
|------|------|------|------|
| | | | |
| | | | |
| | | | |
| | | | |
| | | | |
| | | | |
| | | | |
| | | | |
| | | | |
| | | | |
| | | | |
| | | | |
| | | | |
| | | | |
| | | | |
| | | | |
| | | | |
| | | | |
| | | | |
| | | | |
| | | | |
| | | | |

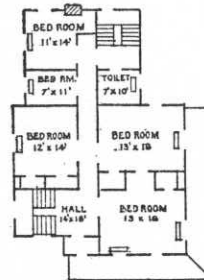
INSTRUCTIONS.—“a” State whether heated from central heating or by individual heating plants, stoves, furnaces, or fireplaces.
“b” State whether steam, vapor, hot water, or hot air.
“c” State whether gas, coal, oil, or central heating plant.



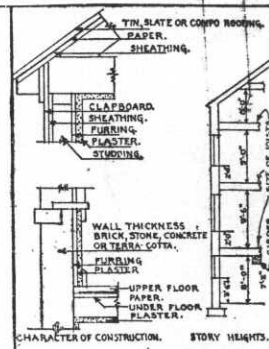
BASEMENT



FIRST FLOOR



SECOND FLOOR



DETAIL

IN SPACE BELOW SKETCH BASEMENT AND FLOOR PLANS OF BUILDINGS, GIVING DATA AS PER PLANS ABOVE

| | | |
|--|--|---|
| | | <p>REMARKS</p> <p>Tank is now being used in conjunction with gardening activities conducted by Alcatraz authorities, work being performed by prisoner labor. Repaired and maintained by Alcatraz.</p> |
| | | |

INSTRUCTIONS

If plans of building are available, forward copy of same showing information called for above. These plans should be checked against the building and any variations from same in the building as constructed should be noted.

If plans are not available make sketch plans and elevation in spaces above. The plans shown are typical of "quarters." Similar plans may be made for all types of buildings. There are 10 squares to the inch. Each square will represent 1', 2', 4', or 8', etc., as may be necessary to show entire building in the space allowed. Show inside dimensions and designation of each room. Indicate location of water and sewer connections. In space under heading "Details" show character of construction, story heights, etc.

1521
208
18

Post Plan No. _____

O. Q. M. G.: Plan No. Unknown Building No. 140

Place Fort McDowell, Angel Island, California. (East Garrison)
 Designation of building Water Tank *(Salt)* Capacity 50,000 gals.
 Total Cost, \$ 1,800.00 (Est) Date completed May 1917
 Material: Walls Frame Foundation Concrete
 Roof Wood Floors Wood
 Total floor area above basement, square feet 452
 Size: Main building 24'0" X 16'10" Wings None Basement None
 a. None Height of first floor above ground 1'
 (How heated) _____
 b. None How lighted Not lighted
 (Type of heat) _____
 c. None Water connections Yes
 (Type of domestic hot water heater) _____
 Sewer connections None
 Gas connections None
 COOKING RANGES INSTALLED METERS INSTALLED
 Coal, No. None Gas, No. None
 Gas, No. None Electric, No. None
 Electric, No. None Oil, No. None
 Oil, No. None Steam, No. None
 Steam, No. None Water, No. None



ADDITIONS AND INSTALLATIONS

(Below enter chronologically all modifications, additions, introductions of water, sewer, lights, heating, etc.)

| DATE | | COST | DATE | | DATE |
|------|--|------|------|--|------|
| | | | | | |
| | | | | | |
| | | | | | |
| | | | | | |
| | | | | | |
| | | | | | |
| | | | | | |
| | | | | | |
| | | | | | |
| | | | | | |
| | | | | | |
| | | | | | |
| | | | | | |
| | | | | | |
| | | | | | |
| | | | | | |
| | | | | | |
| | | | | | |
| | | | | | |
| | | | | | |
| | | | | | |
| | | | | | |
| | | | | | |


INSTRUCTIONS—“a” State whether heated from central heating or by individual heating plants, stoves, furnaces, or fireplaces.
 “b” State whether steam, vapor, hot water, or hot air.
 “c” State whether gas, coal, oil, or central heating plant.

See reverse side of form.

Post Plan No. _____

O. Q. M. G.: Plan No. Unknown Building No. 139

Place Fort McDowell, Angel Island, California. (East Garrison)
Designation of building Water Tank (Salt) Capacity 50,000 gals.
Total Cost, \$ 1,800.00 (Est) Date completed May 1917
Material: Walls Frame Foundation Concrete
Roof Wood Floors Wood
Total floor area above basement, square feet 452
Size: Main building 24'0" X 16'10" Wings None Basement None
a None Height of first floor above ground 1'
(How heated) How lighted Not lighted
b None Water connections Yes
(Type of heat) Sewer connections None
c None Gas connections None
(Type of domestic hot water heater)
COOKING RANGES INSTALLED **METERS INSTALLED**
Coal, No. None Gas, No. None
Gas, No. None Electric, No. None
Electric, No. None Oil, No. None
Oil, No. None Steam, No. None
Steam, No. None Water, No. None



ADDITIONS AND INSTALLATIONS

(Below enter chronologically all modifications, additions, introductions of water, sewer, lights, heating, etc.)

| DATE | COST | DATE | DATE |
|------|------|------|------|
| | | | |
| | | | |
| | | | |
| | | | |
| | | | |
| | | | |
| | | | |
| | | | |
| | | | |
| | | | |
| | | | |
| | | | |
| | | | |
| | | | |
| | | | |
| | | | |
| | | | |
| | | | |
| | | | |
| | | | |
| | | | |
| | | | |
| | | | |

INSTRUCTIONS— "a" State whether heated from central heating or by individual heating plants, stoves, furnaces, or fireplaces.
"b" State whether steam, vapor, hot water, or hot air.
"c" State whether gas, coal, oil, or central heating plant.

See reverse side of form.

Post Plan No. _____

O. Q. M. G.: Plan No. Unknown Building No. 134


Place Fort McDowell, Angel Island, California. (East Garrison)
 Designation of building Post Office Capacity 1455 sq ft
 Total Cost, \$ 3,683.00 Date completed December 24, 1918
 Material: Walls Beaver Board and Wood Foundation Concrete
 Roof Shingles Floors Wood
 Total floor area above basement, square feet 1,465
 Size: Main building 30'0" X 50'0" Wings None Basement 7' X 25'
 a Central Heating Plant 290 Sq. Ft. Radiators Height of first floor above
 (How heated) ground 3'6"
 b Steam How lighted Electricity
 (Type of heat) Water connections Yes
 c Sewer connections Yes
 (Type of domestic hot water heater) Gas connections None

COOKING RANGES INSTALLED

Coal, No. None
 Gas, No. None
 Electric, No. None
 Oil, No. None
 Steam, No. None

METERS INSTALLED

Gas, No. None
 Electric, No. 4897287 1582174
 Oil, No. None
 Steam, No. None
 Water, No. None



ADDITIONS AND INSTALLATIONS

(Below enter chronologically all modifications, additions, introductions of water, sewer, lights, heating, etc.)

| DATE | | COST | DATE | DATE |
|---------|---|----------|------|------|
| 1-21-32 | Installed 1 Tank, hot water, 30 gallon capacity | \$ 27.60 | | |
| 8-7-35 | Installed 4 Shades, window, 47"x84" (GV-124) | \$ 7.28 | | |
| 5/12/36 | " Meter, electric, Westinghouse #4897287 (4897) | 7.50 | | |
| 2-8-36 | Installed: 1 Bowls, Toilet | 14.00 | | |
| | 1 Basin, Wash | 7.35 | | |
| | | 63.73 | | |
| | | | | |
| | | | | |
| | | | | |
| | | | | |
| | | | | |
| | | | | |
| | | | | |
| | | | | |
| | | | | |
| | | | | |
| | | | | |
| | | | | |
| | | | | |

INSTRUCTIONS—"a" State whether heated from central heating or by individual heating plants, stoves, furnaces, or fireplaces.

"b" State whether steam, vapor, hot water, or hot air.

"c" State whether gas, coal, oil, or central heating plant.

See reverse side of form.

Post Plan No. _____

O. Q. M. G.: Plan No. Unknown Building No. 133

Place Fort McDowell, Angel Island, California. (East Garrison)
 Designation of building Service Club Capacity 200-Men
 Total Cost, \$ 12,000.00 (Est) Date completed October 1917
 Material: Walls Beaver Board and Frame Foundation Concrete
 Roof Roofing Paper Floors Wood
 Total floor area above basement, square feet 7,117
 Size: Main building 38'10" X 113'2" Wings None Basement None
 a Standard Heater, #1136, Utica Heater Co., N.Y. Height of first floor above ground 1'6"
 (How heated)
 b Coal How lighted Electricity
 (Type of heat) Water connections Yes
 c Ideal #02, 200 gal. boiler attached. Sewer connections Yes
 (Type of domestic hot water heater) Gas connections None

COOKING RANGES INSTALLED

Coal, No. None
 Gas, No. None
 Electric, No. None
 Oil, No. None
 Steam, No. None

METERS INSTALLED

Gas, No. None
 Electric, No. 6474228
 Oil, No. None
 Steam, No. None
 Water, No. None



ADDITIONS AND INSTALLATIONS

(Below enter chronologically all modifications, additions, introductions of water, sewer, lights, heating, etc.)

| DATE | | COST | DATE | DATE |
|----------|---|--------|------|------|
| 12-8-30 | Installed 2 doors, 5-panel, Colonial, 2'10" X 6'10" | 11.50 | | |
| 1-21-32 | <i>Metal for chime lights 8104060</i> Installed 1 Tank, hot water, 30 gallon capacity | 27.60 | | |
| 12-18-35 | Installed 6 Fixtures, lighting, Ceiling Type- | 11.10 | | |
| 3-8-36 | Installed: 3 Bowls, Toilet | 42.00 | | |
| | 2 Basins, Wash | 14.70 | | |
| | 1 Shower | 8.00 | | |
| 6/8/38 | Installed: 6450 Ft. Flooring, 1x4" T&G | 232.08 | | |
| 4-2-42 | INSTALLED: Vou C-1770-42; | | | |
| | 2 ea Lavatory, Vitreous ware 20" with back wall, Hang outfit VB-20- fig. 8, Fed Spec. WWP 554 @ 7.70 | 15.40 | | |
| | 2 ea Water-Closets, Siphon Jet Vitreous China with integral seat, 1-1/2" top spud connect- ion equipped with china bolt caps & cast iron floor flanges @ 10.26 | 20.52 | | |
| | | | | |
| | | | | |
| | | | | |
| | | | | |
| | | | | |
| | | | | |
| | | | | |
| | | | | |
| | | | | |
| | | | | |
| | | | | |
| | | | | |
| | | | | |
| | | | | |

INSTRUCTIONS—"a" State whether heated from central heating or by individual heating plants, stoves, furnaces, or fireplaces.

"b" State whether steam, vapor, hot water, or hot air.

"c" State whether gas, coal, oil, or central heating plant.

See reverse side of form.

28
32
12
20

Post Plan No. _____

O. Q. M. G.: Plan No. Unknown Building No. 138


Place Fort McDowell, Angel Island, California. (East Garrison)
 Designation of building Water Tank (Fresh) Capacity 200,000 gals.
 Total Cost, \$ 5,000.00 Date completed April 1917
 Material: Walls Frame Foundation Concrete
 Roof Wood Floors Wood
 Total floor area above basement, square feet 1809
 Size: Main building 48'0" X 16'10" Wings None Basement None
 a None Height of first floor above ground 3'
 (How heated) How lighted Not lighted
 b None Water connections Yes
 (Type of heat) Sewer connections None
 c None Gas connections None
 (Type of domestic hot water heater)

COOKING RANGES INSTALLED

Coal, No. None
 Gas, No. None
 Electric, No. None
 Oil, No. None
 Steam, No. None

METERS INSTALLED

Gas, No. None
 Electric, No. None
 Oil, No. None
 Steam, No. None
 Water, No. None



ADDITIONS AND INSTALLATIONS

(Below enter chronologically all modifications, additions, introductions of water, sewer, lights, heating, etc.)

| DATE | | COST | DATE | DATE |
|---------|--|--------|------|------|
| 8-12-30 | Installed 1 Valve, Float, screwed, 8", #997 | 144.00 | | |
| 4-23-37 | Removed, CV-1664: 1 Valve, float, screwed 8", #997 | 144.00 | | |
| 4-23-37 | Installed, CV-1672: 1 Valve, angle tank float, 150-lb., cold water working pressure, single-seated renewable composition discs screwed iron body, brass mounted, 6". | 129.50 | | |
| | | | | |
| | | | | |
| | | | | |
| | | | | |
| | | | | |
| | | | | |
| | | | | |
| | | | | |
| | | | | |
| | | | | |
| | | | | |
| | | | | |
| | | | | |
| | | | | |
| | | | | |
| | | | | |
| | | | | |
| | | | | |
| | | | | |
| | | | | |

INSTRUCTIONS—"a" State whether heated from central heating or by individual heating plants, stoves, furnaces, or fireplaces.
 "b" State whether steam, vapor, hot water, or hot air.
 "c" State whether gas, coal, oil, or central heating plant.

See reverse side of form.

Place Fort Mc Dowell, Angel Island, California (East Garrison)
 Designation of building Quartermaster Office and Storeroom Capacity 12000 sq.ft.
 Total cost, \$ 6,517.10 Date completed May, 1918
 Material: Walls Stucco over wood frame Foundation Concrete
 Roof Composition Roofing Floors Wood floors and flooring.
 Total floor area above basement, square feet 12,000
 Size: Main building 60' X 200' Wings None Basement 60' X 200'
 a Central Heating Plant Height of first floor above ground 4'
 (How heated)
 b Steam How lighted Electricity
 (Type of heat)
 c None Water connections Yes, 1-inch
 (Type of domestic hot water heater) Sewer connections Yes, 6-inch
 Gas connections None

COOKING RANGES INSTALLED

(Give quantity and size)

Coal None
 Gas None
 Electric None
 Oil None
 Steam None

REFRIGERATORS INSTALLED

(Give quantity and size)

Gas None
 Electric None
 Ice None

METERS INSTALLED

(Give quantity and capacity)

Gas None
 Electric 1- ea.
 Oil None
 Steam None
 Water None



9-20-07

Rehabilitated under authority contained in 6th Ind.,
 A.G.O. dated 8/25/29, file 600.12 I.R. (Ft. McDowell)
 from WPA funds under 11710, O.I. 765-08-2-19.

ADDITIONS AND INSTALLATIONS

(Below enter chronologically all modifications, additions, introductions of water, sewer, lights, heating, etc.)

| DATE | | COST | DATE | COST |
|----------|---|--------------|------|------|
| 11-15-41 | Expenditures from 6/5/28 to date. | \$ 511.65 | | |
| 11-17-41 | Rehabilitation Completed. Total cost includes \$ 15,666.53; \$ 6,650.92 WPA material; and \$ 1,254.55 B&O material and installations incident thereto. | \$ 23,672.00 | | |
| 11-15-41 | Installed: 1-ea. Standard wall Cabinet corner finish type, 20.2 sq. ft radiation. | 10.65 | | |
| | | | | |
| | | | | |
| | | | | |
| | | | | |
| | | | | |
| | | | | |
| | | | | |
| | | | | |
| | | | | |
| | | | | |
| | | | | |
| | | | | |
| | | | | |
| | | | | |
| | | | | |
| | | | | |
| | | | | |
| | | | | |

INSTRUCTIONS.—“a” State whether heated from central heating or by individual heating plants, stoves, furnaces, or fireplaces.
 “b” State whether steam, vapor, hot water, or hot air.
 “c” State whether gas, coal, oil, or central heating plant.

227 93
289.72
50765

*London
26-60*

Post Plan No. _____

O. Q. M. G.: Plan No. Unknown Building No. 129

Place Fort McDowell, Angel Island, California. (East Garrison)

Designation of building Quartermaster's Office and Storeroom Capacity 13600

Total Cost, \$ 6,517.10 Date completed May 1918

Material: Walls Frame Foundation Concrete

Roof Roofing Paper Floors Wood

Total floor area above basement, square feet 13,600

Size: Main building 200'0" X 60'0" Wings None Basement None

a Stoves Height of first floor above ground 4'
(How heated) 2 1/2" 75 cfm

b Coal How lighted Electricity
(Type of heat) Electricity

c None Water connections Yes
(Type of domestic hot water heater) Electricity Sewer connections Yes
Gas connections None

COOKING RANGES INSTALLED

Coal, No. None Gas, No. None

Gas, No. None Electric, No. 5238604

Electric, No. None Oil, No. None

Oil, No. None Steam, No. None

Steam, No. None Water, No. None

*190352 ✓
1/20/37*



ADDITIONS AND INSTALLATIONS

(Below enter chronologically all modifications, additions, introductions of water, sewer, lights, heating, etc.)

| DATE | DESCRIPTION | COST | DATE | DESCRIPTION | DATE |
|---------|--|-------|---------|---|---------|
| 6-5-28 | Shelving installed | 87.40 | 2-3-41 | Installed: Voucher No. D-1063-1. | |
| 2-8-26 | Installed: 2 Bowls, Toilet | 28.00 | | 1 ea Fountain, drinking, Angle stream jet, self closing valve concealed regulating screw 1/4" I.P.S. Tailpiece | \$ 5.30 |
| | 1 Basins, Wash | 7.35 | | | |
| 4-23-37 | Installed, CV-1673: | | 2-12-41 | Installed: Vou. No. D-1143-1, | |
| | 12 ea. Fixtures ceiling, lighting, complete, w/Opaque 10" globe, 4" holder, medium base bronze finish. | 16.80 | | 3 ea Blinds, Venetian, Wood-3lat, 33-5/8" wide x 6-feet long. @ 5.10 | 15.30 |
| 5-13-37 | Installed, CV-1786: | | 3-13-41 | Installed: Vou. No. C-1344-1, | |
| | 14 ea. Shades, window, 38" x 72" | 12.74 | | 4 ea Blinds, Venetian, Size 33-5/8 x 66" @ 5.97 | 23.88 |
| 4/16/38 | Installed: 1 Bowl, closet, washdown w/tank & seat | 13.00 | 3-26-41 | 7 ea Blinds, Venetian, Size 34 x 66" @ 5.97 | 41.79 |
| 4/19/38 | Installed: 2 Traps, 3" 1 1/2" M.P. | 3.56 | | INSTALLED-Vou. C-1237-1. 1 ea Pump, condensate and Receiver with electric motor, A.C. H.P. 1/3, Cycle 60, Volts 220, Style No. 46996, R.P.M. 345, Phase 3, Tank No. 981711, mounted on steel base, Worthington Pump and Machinery Corp. | 111.60 |
| 1/21/39 | Installed: Vou. No. C-912-A | | | | |
| | 13 ea Units, filterey electric light, opal top, moss green. JUL 2 36 S C P | 58.50 | | | |
| | 1 ea Unit, filterey electric light, opal glass top, moss green. JUL 2 36 S C P | 5.50 | | | |
| 12/6/40 | Installed: Vou. No. D-811-1 | | | | |
| | 11- ea Fixtures, light, Moss Green No. 10-4 | 49.50 | | | |
| | 13- ea Drums Ceiling, Chrome 4" w/switches | 18.85 | | | |
| 12/6/40 | Installed: Vou. No. C-297-1 | | | | |
| | 1- ea. Urinal: Pedestal, Syphonjet, Vitreous | 23.50 | | | |

removed from records 11-18-41

INSTRUCTIONS—"a" State whether heated from central heating or by individual heating plants, stoves, furnaces, or fireplaces.
"b" State whether steam, vapor, hot water, or hot air.
"c" State whether gas, coal, oil, or central heating plant.

See reverse side of form.

Post Plan No. _____

O. Q. M. G.: Plan No. Unknown Building No. 128

P

*Ltr 600-911
4-5-37*


Place Fort McDowell, Angel Island, California. (East Garrison)
Designation of building POST EXCHANGE EMPLOYEES QUARTERS Capacity 2000
Total cost, \$ 3,300.00 Date completed September 1909
Material: Walls Frame Foundation Concrete
Roof Shingles Floors Wood
Total floor area above basement, square feet 1110
Size: Main building 26'4" X 35'5" Wings 9'8" X 11'0" 13'2" X 16'2" Basement _____
a. Stoves _____ Height of first floor above ground _____ 5'
(How heated) _____
b. Coal _____ How lighted _____ Electricity
(Type of heat) _____
c. 30 gal. boiler attached to range _____ Water connections _____ Yes
(Type of domestic hot water heater) _____ Sewer connections _____ Yes
Gas connections _____ None

COOKING RANGES INSTALLED

Coal, No. 1-No. 3 Army Range
Gas, No. None
Electric, No. None
Oil, No. None
Steam, No. None

METERS INSTALLED

Gas, No. None
Electric, No. 1374389
Oil, No. None
Steam, No. None
Water, No. None



ADDITIONS AND INSTALLATIONS

(Below enter chronologically all modifications, additions, introductions of water, sewer, lights, heating, etc.)

| DATE | | COST | DATE | COST |
|--------|----------------------------|-------|------|------|
| 2-8-36 | Installed: 2 Bowls, Toilet | 28.00 | | |
| | 2 Sinks, Kitchen | 62.50 | | |
| | 1 Basin, Wash | 7.35 | | |
| | 1 Tub, Bath | 37.00 | | |
| | 3 Screens, Door | 10.50 | | |
| | 18 Screens, Window | 27.00 | | |
| | | | | |
| | | | | |
| | | | | |
| | | | | |
| | | | | |
| | | | | |


J. V. J.

INSTRUCTIONS.—“a” State whether heated from central heating or by individual heating plants, stoves, furnaces, or fireplaces.
“b” State whether steam, vapor, hot water, or hot air.
“c” State whether gas, coal, oil, or central heating plant.

Post Plan No.

O. Q. M. G.: Plan No. Building No. 126

Place Port McDowell, Angel Island, California. (East Garrison)
 Designation of building Pump House No. 2. Capacity 1 1/2 Pump
 Total cost, \$ 1,555.00 Date completed September 1916
 Material: Walls Frame Foundation Concrete
 Roof Shingles Floors Concrete
 Total floor area above basement, square feet 529
 Size: Main building 25'0" X 25'0" Wings None Basement None
 a None Height of first floor above ground 3'6"
 (How heated)
 b None How lighted Electricity
 (Type of heat)
 c None Water connections Yes
 (Type of domestic hot water heater) Sewer connections None
 Gas connections None
COOKING RANGES INSTALLED
 Coal, No. None
 Gas, No. None
 Electric, No. None
 Oil, No. None
 Steam, No. None
METERS INSTALLED
 Gas, No. None
 Electric, No. 9550450 Pump REPAIRED
2816887 Garage
3003722 unused
 Steam, No. None
 Water, No. None



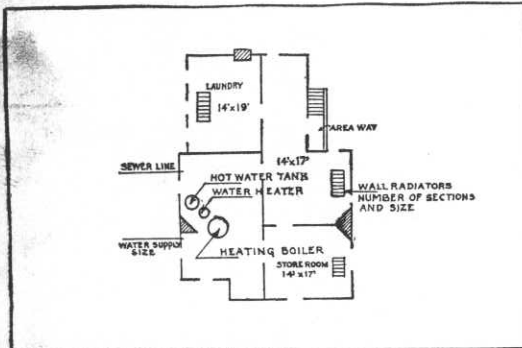
ADDITIONS AND INSTALLATIONS

(Below enter chronologically all modifications, additions, introductions of water, sewer, lights, heating, etc.)

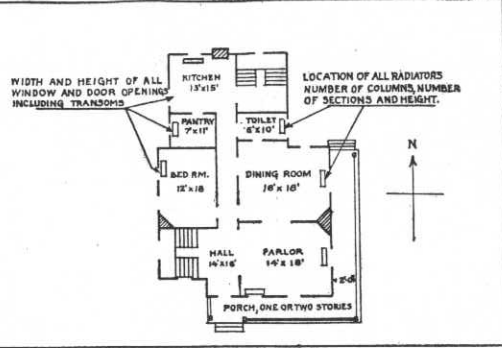
| DATE | Installations: | Switches | COST | DATE | Meters | COST |
|---------|--|----------|--------|----------|--|--------|
| 3-25-29 | Trumbull, #72322, 60 Amp., 250V, 3-Pole, Dock Lights. | | 9.50 | 4-11-29 | Thomson Watt Hour, #221002, Type D3, 60 Cycles, 200 Amp., 212-220V. Rock Crusher. | 32.45 |
| | Trumbull, #72322, 60 Amp., 250V, 3-Pole, Warehouse. | | 9.50 | | Westinghouse, Type OR, polyphase watthour, #507429, 75 Amp., 230V, 3 Phase, 60 Cycles, 3 Wire. Pump. | 38.96 |
| | Trumbull, #72322, 60 Amp., 250V, 3-Pole, Signal Office. | | 9.50 | | Thomson, #3003722, Type D3, 2 and 3 Phase, 50 Amp., 60 Cycles, 212-220V, 3 Wire. Warehouse. | 33.45 |
| | Trumbull, #72323, 100 Amp., 250V, 3-Pole, Main Line. | | 13.68 | | Westinghouse, Serial #1475011, Type OA, Style # 161378C, 100-200V, 10 Amp., 60 Cycles, Single Phase, 3 Wire. Dock. | 36.50 |
| | Trumbull, #72323, 100 Amp., 250V, 3-Pole, Pump. | | 13.68 | | | |
| | Trumbull, #72323, 100 Amp., 250V, 3-Pole, Dock Power. | | 13.68 | 4-15-29 | Compensator, Starting, General Electric Co., #2019014-G-6, 20-25 HP, 220V, 60 Cycles, 3 Phase, Run 12F5. Crusher. | 65.85 |
| | Trumbull, #72324, 200 Amp., 250V, 3-Pole, General Mess. | | 18.20 | 6-4-29 | Pump, Gould's, #25899, Figure 1009, 8 X 10, single acting triplex plunger; capacity 290 gallons per minute. | 285.23 |
| | Trumbull, #72325, 400 Amp., 250V, 3-Pole, Rock Crusher. | | 41.00 | 10-11-32 | Removed-Compensating Starter General Electric Co. #2019014 G 6 20-35 HP 220 Volt 60 Cycles 3 phase Run 12F5. DV 203. | 65.85 |
| | Trumbull, #72326, 600 Amp., 250V, 3-Pole, Main Line. | | 50.10 | 10-11-32 | Installed 1 Auto Starter 3 ph. 220 Volt 60 Cy. 40-50 HP Hand Lever Style 577177 GV 209 | 123.30 |
| 3-25-29 | Motor Fairbanks-Morse Induction, Type B, #62028, 25 HP, 220V, 61 Amp., 60 Cycles, 1200 RPM, Frame H 1-2A. Pump. | | 157.50 | 10-11-32 | Removed Trumbull Switch No. 72324 200 Amp 250 V 3 Pole | 12.82 |

INSTRUCTIONS.—“a” State whether heated from central heating plant, or heated from other source.
 “b” State whether steam, vapor, hot water, or hot air.
 “c” State whether gas, coal, oil, or central heating plant.

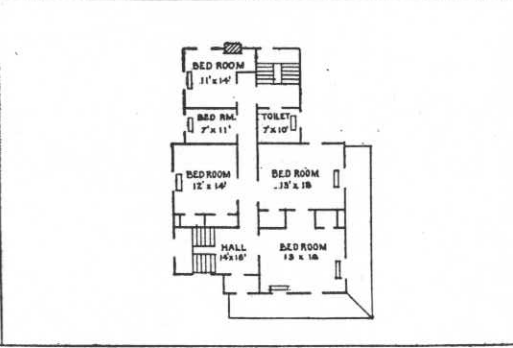
See reverse side of form.



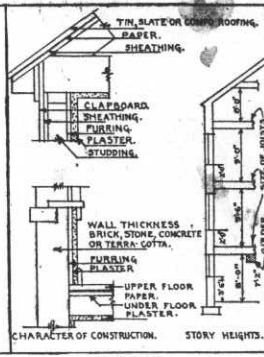
BASEMENT



FIRST FLOOR



SECOND FLOOR



DETAIL

IN SPACE BELOW SKETCH BASEMENT AND FLOOR PLANS OF BUILDINGS, GIVING DATA AS PER PLANS ABOVE

| | | |
|--|--|--|
| | | |
|--|--|--|

REMARKS

Pump formerly in use at Presidio of San Francisco, California; reconditioned by the Constructing Quartermaster, Fort Mason, San Francisco, California, and installed at this station in conjunction with the salt water fire protection and flushing system.

INSTRUCTIONS

If plans of building are available, forward copy of same showing information called for above. These plans should be checked against the building and any variations from same in the building as constructed should be noted.

If plans are not available make sketch plans and elevation in spaces above. The plans shown are typical of "quarters." Similar plans may be made for all types of buildings. There are 10 squares to the inch. Each square will represent 1', 2', 4', or 8', etc., as may be necessary to show entire building in the space allowed. Show inside dimensions and designation of each room. Indicate location of water and sewer connections. In space under heading "Details" show character of construction, story heights, etc.

Post Plan No. _____

O. Q. M. G.: Plan No. Unknown Building No. 7125

Place Fort McDowell, Angel Island, California.

Designation of building Barracks (Temporary) Capacity 10 ~~6~~ men

Total Cost, \$ 2,500.00 Date completed 1918

Material: Walls Wood Foundation Wood

Roof Malthoid Floors Wood

Total floor area above basement, square feet 3600 (2-Stories)

Size: Main building 30' x 60' Wings _____ Basement _____

a. Stoves Height of first floor above ground Average 4 ft.
(How heated)

b. Coal How lighted Electricity
(Type of heat)

c. None Water connections None
(Type of domestic hot water heater) Sewer connections None

Gas connections None

COOKING RANGES INSTALLED METERS INSTALLED

Coal, No. None Gas, No. None

Gas, No. None Electric, No. 10065691 ✓

Electric, No. None Oil, No. None

Oil, No. None Steam, No. None

Steam, No. None Water, No. None



ADDITIONS AND INSTALLATIONS

(Below enter chronologically all modifications, additions, introductions of water, sewer, lights, heating, etc.)

| DATE | | COST | DATE | | DATE |
|------|--|------|------|--|------|
| | Temporary building, constructed 1918 for the World War Emergency, and now taken up on Historical Record. | | | | |
| | | | | | |
| | | | | | |
| | | | | | |
| | | | | | |
| | | | | | |
| | | | | | |
| | | | | | |
| | | | | | |
| | | | | | |
| | | | | | |
| | | | | | |
| | | | | | |
| | | | | | |
| | | | | | |
| | | | | | |
| | | | | | |
| | | | | | |
| | | | | | |
| | | | | | |
| | | | | | |
| | | | | | |
| | | | | | |
| | | | | | |
| | | | | | |

INSTRUCTIONS—“a” State whether heated from central heating or by individual heating plants, stoves, furnaces, or fireplaces.
 “b” State whether steam, vapor, hot water, or hot air.
 “c” State whether gas, coal, oil, or central heating plant.

See reverse side of form.

Post Plan No. _____

O. Q. M. G.: Plan No. Unknown Building No. 124

Place Fort McDowell, Angel Island, California. (East Garrison)

Designation of building Barracks (Temporary) Capacity 64 - m5n

Total Cost, \$ 2500.00 Date completed July 1918

Material: Walls Wood Foundation Wood

Roof Malthoid Floors Wood

Total floor area above basement, square feet 3600

Size: Main building 30'0" x 60'0" Wings None Basement None

a Stoves (How heated) Height of first floor above ground 4'

b Coal (Type of heat) How lighted Electricity

c None (Type of domestic hot water heater) Water connections None

Sewer connections None

Gas connections None

COOKING RANGES INSTALLED METERS INSTALLED

Coal, No. None Gas, No. None

Gas, No. None Electric, No. 4901547 Tailor

Electric, No. None CHAS. 10065785 Street Lights

Oil, No. None Steam, No. None

Steam, No. None Water, No. None

4901547



ADDITIONS AND INSTALLATIONS

(Below enter chronologically all modifications, additions, introductions of water, sewer, lights, heating, etc.)

| DATE | | COST | DATE | DATE |
|----------|---|------|------|------|
| 12- 5-32 | Installed radiator 4900259 Installed radiator, 3-section, 24" high CV #336 | 3.45 | | |
| | | | | |
| | | | | |
| | | | | |
| | | | | |
| | | | | |
| | | | | |
| | | | | |
| | | | | |
| | | | | |
| | | | | |
| | | | | |
| | | | | |
| | | | | |
| | | | | |
| | | | | |
| | | | | |
| | | | | |
| | | | | |
| | | | | |


INSTRUCTIONS—"a" State whether heated from central heating or by individual heating plants, stoves, furnaces, or fireplaces.
 "b" State whether steam, vapor, hot water, or hot air.
 "c" State whether gas, coal, oil, or central heating plant.

See reverse side of form.

Post Plan No. _____

O. Q. M. G.: Plan No. Unknown Building No. 123

Place Fort McDowell, Angel Island, California. (East Garrison)
 Designation of building Bath House and Latrine (Temporary) Capacity 20 - men
 Total Cost, \$ 800.00 Date completed June 1918.
 Material: Walls Wood Foundation Wood
 Roof Malthoid Floors Concrete
 Total floor area above basement, square feet 700
 Size: Main building 20'0" x 35'0" Wings None Basement None
 a None (How heated)
 b None (Type of heat)
 c ~~Tobacco #500 connected with 500 gal H.W. boiler~~ (Type of domestic hot water heater)
 COOKING RANGES INSTALLED
 Coal, No. None
 Gas, No. None
 Electric, No. None
 Oil, No. None
 Steam, No. None
 Height of first floor above ground Ground Level
 How lighted Electricity
 Water connections Yes
 Sewer connections Yes
 Gas connections None
 METERS INSTALLED
 Gas, No. None
 Electric, No. 5185238
 Oil, No. None
 Steam, No. None
 Water, No. None



ADDITIONS AND INSTALLATIONS

(Below enter chronologically all modifications, additions, introductions of water, sewer, lights, heating, etc.)

| DATE | | COST | DATE | DATE |
|--------|--|--------|------|------|
| 2-9-26 | Installed: 10 Bowls, Toilet | 140.00 | | |
| | 1 Urinal | 32.35 | | |
| | 3 Sinks, Kitchen | 95.25 | | |
| | 2 Tubs, Laundry | 70.00 | | |
| | 6 Showers | 48.00 | | |
| 5-6-37 | Removed: 1 ea. Boiler, H.W., 500-gal. Cap. CV-1732 | 268.22 | | |
| | | | | |
| | | | | |
| | | | | |
| | | | | |
| | | | | |
| | | | | |
| | | | | |
| | | | | |
| | | | | |
| | | | | |
| | | | | |
| | | | | |
| | | | | |
| | | | | |
| | | | | |
| | | | | |
| | | | | |
| | | | | |
| | | | | |
| | | | | |
| | | | | |


INSTRUCTIONS—"a" State whether heated from central heating or by individual heating plants, stoves, furnaces, or fireplaces.
 "b" State whether steam, vapor, hot water, or hot air.
 "c" State whether gas, coal, oil, or central heating plant.

See reverse side of form.

Post Plan No. _____

O. Q. M. G.: Plan No. Unknown Building No. 122

Place Fort McDowell, Angel Island, California. (East Garrison)
 Designation of building Bath House and Latrine (Temporary) Capacity 20 - men
 Total Cost, \$ 800.00 Date completed July 1918.
 Material: Walls Wood Foundation Wood
 Roof Malthoid Floors Concrete
 Total floor area above basement, square feet 700
 Size: Main building 20'0" x 35'0" Wings None Basement None
 a None (How heated) Height of first floor above ground Ground Level
 b None (Type of heat) How lighted Electricity
 c ~~Tobasco #500, connected w/500 gal H.W. boiler~~ (Type of domestic hot water heater) Water connections Yes
 Sewer connections Yes
 Gas connections None
COOKING RANGES INSTALLED
 Coal, No. None Gas, No. None
 Electric, No. None Oil, No. None
 Steam, No. None Water, No. None



ADDITIONS AND INSTALLATIONS

(Below enter chronologically all modifications, additions, introductions of water, sewer, lights, heating, etc.)

| DATE | | COST | DATE | DATE |
|---------|--|--------|------|------|
| 2-24-32 | Removed: a/c unserviceability; Heater, hot water Tobasco, #300. | | | |
| | Installed: replacing Tobasco Heater; Heater, hot water, Ideal, 300 gal. capacity. C.V.#531 | 125.00 | | |
| 2-24-32 | Removed: Heater, Tobasco, #500 D.V.#640 | 52.75 | | |
| 2-8-36 | Installed: 10 Bowls, Toilet | 140.00 | | |
| | 1 Urinal | 32.35 | | |
| | 3 Sinks, Kitchen | 95.25 | | |
| | 2 Tubs, Laundry | 20.00 | | |
| | 6 Showers | 48.00 | | |
| 5-6-37 | Removed: 1 ea. Boiler, H.W., 500-gal. cap. CV-1732 | 268.22 | | |

fid

INSTRUCTIONS—"a" State whether heated from central heating or by individual heating plants, stoves, furnaces, or fireplaces.
 "b" State whether steam, vapor, hot water, or hot air.
 "c" State whether gas, coal, oil, or central heating plant.

See reverse side of form.

Post Plan No.

O. Q. M. G.: Plan No. Unknown Building No. 121

Place Fort McDowell, Angel Island, California. (East Garrison)
Designation of building Barracks (Temporary) Capacity 66 - men
Total Cost, \$ 2500.00 Date completed May 1918
Material: Walls Wood Foundation Wood
Roof Malthoid Floors Wood
Total floor area above basement, square feet 3600
Size: Main building 30'0" x 60'0" Wings None Basement None
a Stoves Height of first floor above ground 4'
(How heated)
b Coal How lighted Electricity
(Type of heat) Water connections None
c None Sewer connections None
(Type of domestic hot water heater) Gas connections None
COOKING RANGES INSTALLED METERS INSTALLED
Coal, No. None Gas, No. None
Gas, No. None Electric, No. 7893156
Electric, No. None Oil, No. None
Oil, No. None Steam, No. None
Steam, No. None Water, No. None



ADDITIONS AND INSTALLATIONS

(Below enter chronologically all modifications, additions, introductions of water, sewer, lights, heating, etc.)

| DATE | COST | DATE | DATE |
|------|------|------|------|
| | | | |
| | | | |
| | | | |
| | | | |
| | | | |
| | | | |
| | | | |
| | | | |
| | | | |
| | | | |
| | | | |
| | | | |
| | | | |
| | | | |
| | | | |
| | | | |
| | | | |
| | | | |
| | | | |
| | | | |

INSTRUCTIONS—"a" State whether heated from central heating or by individual heating plants, stoves, furnaces, or fireplaces.
"b" State whether steam, vapor, hot water, or hot air.
"c" State whether gas, coal, oil, or central heating plant.


See reverse side of form.

Post Plan No. _____

O. Q. M. G.: Plan No. Unknown Building No. 120

Place Fort McDowell, Angel Island, California. (East Garrison)
 Designation of building Barracks (Temporary) Capacity 64 - men
 Total Cost, \$ 2500.00 Date completed April 1918.
 Material: Walls Wood Foundation Wood
 Roof Malthoid Floors Wood
 Total floor area above basement, square feet 3600
 Size: Main building 30'0" x 60'0" Wings None Basement None
 a Stoves (How heated)
 b Coal (Type of heat)
 c None (Type of domestic hot water heater)
 COOKING RANGES INSTALLED
 Coal, No. None
 Gas, No. None
 Electric, No. None
 Oil, No. None
 Steam, No. None

Height of first floor above ground 4'
 How lighted Electricity
 Water connections None
 Sewer connections None
 Gas connections None
 METERS INSTALLED
 Gas, No. None
 Electric, No. 10065745
 Oil, No. None
 Steam, No. None
 Water, No. None



ADDITIONS AND INSTALLATIONS

(Below enter chronologically all modifications, additions, introductions of water, sewer, lights, heating, etc.)

| DATE | | COST | DATE | DATE |
|----------|--|------|------|------|
| 11-22-11 | Removed from building: ✓ 1- ea. Meter, Elect. (Westinghouse) No. 10065745 | | | |
| | | | | |
| | | | | |
| | | | | |
| | | | | |
| | | | | |
| | | | | |
| | | | | |
| | | | | |
| | | | | |
| | | | | |
| | | | | |
| | | | | |
| | | | | |
| | | | | |
| | | | | |
| | | | | |
| | | | | |
| | | | | |
| | | | | |
| | | | | |
| | | | | |

INSTRUCTIONS—"a" State whether heated from central heating or by individual heating plants, stoves, furnaces, or fireplaces.
 "b" State whether steam, vapor, hot water, or hot air.
 "c" State whether gas, coal, oil, or central heating plant.

See reverse side of form.

Post Plan No. _____

O. Q. M. G.: Plan No. Unknown Building No/ 119

Place Fort McDowell, Angel Island, California. East Garrison. 66

Designation of building Barracks Capacity 64 Men

Total Cost, \$ 2500.00 Date completed 1918

Material: Walls Wood Foundation Wood

Roof Malthoid Floors Wood

Total floor area above basement, square feet 3600 Sq.ft. Building 2-Stories.

Size: Main building 30' x 60' Wings ---- Basement _____

a Stoves (How heated) _____ Height of first floor above ground Average 4- ft

b Coal. (Type of heat) _____ How lighted Electricity

c None (Type of domestic hot water heater) _____ Water connections none

_____ Sewer connections None

_____ Gas connections None

COOKING RANGES INSTALLED METERS INSTALLED


Coal, No. None Gas, No. None

Gas, No. None Electric, No. 10065760 ✓

Electric, No. None Oil, No. None

Oil, No. None Steam, No. None

Steam, No. None Water, No. None



ADDITIONS AND INSTALLATIONS

(Below enter chronologically all modifications, additions, introductions of water, sewer, lights, heating, etc.)

| DATE | COST | DATE | DATE |
|--|------|------|------|
| Temporary Building, built during the Emergency 1918 and now taken up on Historical Record. | | | |
| | | | |
| | | | |
| | | | |
| | | | |
| | | | |
| | | | |
| | | | |
| | | | |
| | | | |
| | | | |
| | | | |
| | | | |
| | | | |
| | | | |
| | | | |
| | | | |
| | | | |
| | | | |

INSTRUCTIONS—“a” State whether heated from central heating or by individual heating plants, stoves, furnaces, or fireplaces.
 “b” State whether steam, vapor, hot water, or hot air.
 “c” State whether gas, coal, oil, or central heating plant.

See reverse side of form.

Post Plan No. _____

O. Q. M. G.: Plan No. Unknown Building No. 7 118


Place Fort McDowell, Angel Island, California. (East Garrison)
 Designation of building Barracks (Temporary) Capacity 64 - men
 Total Cost, \$ 2500.00 Date completed June 1918
 Material: Walls Wood Foundation Wood
 Roof Malthoid Floors Wood
 Total floor area above basement, square feet. 3600
 Size: Main building 30'0" x 60'0" Wings None Basement None

a Stoves Height of first floor above ground 4'
 (How heated)
 b Coal How lighted Electricity
 (Type of heat) Water connections None
 c None Sewer connections None
 (Type of domestic hot water heater) Gas connections None

COOKING RANGES INSTALLED

METERS INSTALLED

Coal, No. None Gas, No. None Electric, No. 4815043 ✓
 Oil, No. None Steam, No. None Water, No. None



ADDITIONS AND INSTALLATIONS

(Below enter chronologically all modifications, additions, introductions of water, sewer, lights, heating, etc.)

| DATE | COST | DATE | DATE |
|------|------|------|------|
| | | | |
| | | | |
| | | | |
| | | | |
| | | | |
| | | | |
| | | | |
| | | | |
| | | | |
| | | | |
| | | | |
| | | | |
| | | | |
| | | | |
| | | | |
| | | | |
| | | | |
| | | | |
| | | | |
| | | | |
| | | | |
| | | | |
| | | | |
| | | | |
| | | | |
| | | | |
| | | | |

INSTRUCTIONS—"a" State whether heated from central heating or by individual heating plants, stoves, furnaces, or fireplaces.
 "b" State whether steam, vapor, hot water, or hot air.
 "c" State whether gas, coal, oil, or central heating plant.

Post Plan No. _____

O. Q. M. G.: Plan No. Unknown Building No. 117


Place Fort McDowell, Angel Island, California. East Garrison.
 Designation of building Bath House and Lavatory. Capacity 128 Men
 Total Cost, \$ 800.00 Date completed 1918
 Material: Walls Wood Foundation Wood
 Roof Malthoid Floors Concrete
 Total floor area above basement, square feet 700 Sq.ft.
 Size: Main building 20' x 35' Wings _____ Basement _____
 a _____ Height of first floor above ground On Ground
 (How heated) _____
 b _____ How lighted Electricity
 (Type of heat) _____
 c ~~Tobacco No. 700 Connected with 500 Gal. H.W. Boiler~~ Water connections Yes
 (Type of domestic hot water heater) _____ Sewer connections Yes
 Gas connections None

COOKING RANGES INSTALLED

Coal, No. None
 Gas, No. None
 Electric, No. None
 Oil, No. None
 Steam, No. None

METERS INSTALLED

Gas, No. None
 Electric, No. Connected with 115
 Oil, No. None
 Steam, No. None
 Water, No. None



ADDITIONS AND INSTALLATIONS

(Below enter chronologically all modifications, additions, introductions of water, sewer, lights, heating, etc.)

| DATE | | COST | DATE | DATE |
|--------|---|--------|------|------|
| | Temporary Building, built during the Emergency 1918 and now taken up on Historical Record. | | | |
| 2-9-36 | Installed: 10 Bowls, Toilet | 140.00 | | |
| | 1 Urinal | 32.35 | | |
| | 3 Sinks, Kitchen | 95.25 | | |
| | 2 Tubs, Laundry | 20.00 | | |
| | 6 Showers | 48.00 | | |
| 5-6-37 | Removed: 1 ea. H.W. Boiler, 500-gal. Cap. CV-1732 | 268.22 | | |
| | | | | |
| | | | | |
| | | | | |
| | | | | |
| | | | | |
| | | | | |
| | | | | |
| | | | | |
| | | | | |
| | | | | |
| | | | | |
| | | | | |

INSTRUCTIONS—"a" State whether heated from central heating or by individual heating plants, stoves, furnaces, or fireplaces.
 "b" State whether steam, vapor, hot water, or hot air.
 "c" State whether gas, coal, oil, or central heating plant.

See reverse side of form.

Post Plan No. _____

O. Q. M. G.: Plan No. Unknown Building No. 116

Place Fort McDowell, Angel Island, California. (East Garrison)
 Designation of building Bath House and Lavatory (Temporary) Capacity 20 - men
 Total Cost, \$ 800.00 Date completed June 1918
 Material: Walls Frame Foundation Wood
 Roof Malthoid Floors Concrete
 Total floor area above basement, square feet 700
 Size: Main building 20'0" X 35'0" Wings None Basement None


a None (How heated) Height of first floor above ground Ground level
 b None (Type of heat) How lighted Electricity
 c ~~Tobacco #300 with 500 gal. boiler attached.~~
 (Type of domestic hot water heater) Water connections Yes
 Sewer connections Yes
 Gas connections None

COOKING RANGES INSTALLED

METERS INSTALLED

Coal, No. None
 Gas, No. None
 Electric, No. None
 Oil, No. None
 Steam, No. None

Gas, No. None
 Electric, No. 10065687 (In #115)
 Oil, No. None
 Steam, No. None
 Water, No. None



ADDITIONS AND INSTALLATIONS

(Below enter chronologically all modifications, additions, introductions of water, sewer, lights, heating, etc.)

| DATE | | COST | DATE | DATE |
|--------|--|--------|------|------|
| 2-8-36 | Installed: 10 Bowls, Toilet | 140.00 | | |
| | 1 Urinal | 32.35 | | |
| | 3 Sinks, Kitchen | 95.25 | | |
| | 2 Tubs, Laundry | 20.00 | | |
| | 6 Showers | 48.00 | | |
| 5-6-37 | Removed: 1 ea. Boiler, H.W., 500-gal. cap. CV-1732 | 268.22 | out | |
| | | | | |
| | | | | |
| | | | | |
| | | | | |
| | | | | |
| | | | | |
| | | | | |
| | | | | |
| | | | | |
| | | | | |
| | | | | |
| | | | | |

INSTRUCTIONS—"a" State whether heated from central heating or by individual heating plants, stoves, furnaces, or fireplaces.
 "b" State whether steam, vapor, hot water, or hot air.
 "c" State whether gas, coal, oil, or central heating plant.

See reverse side of form.

Post Plan No. _____

O. Q. M. G.: Plan No. Unknown Building No. 115

Place Fort McDowell, Angel Island, California. (East Garrison)

Designation of building Barracks (Temporary) Capacity 64 - men

Total Cost, \$ 2500.00 Date completed April 1918

Material: Walls Wood Foundation Wood

Roof Malthoid Floors Wood

Total floor area above basement, square feet 3600

Size: Main building 30'0" x 60'0" Wings None Basement None

a Stoves (How heated) _____ Height of first floor above ground 4'

b Coal (Type of heat) _____ How lighted Electricity

c None (Type of domestic hot water heater) _____ Water connections None

COOKING RANGES INSTALLED Sewer connections None

Gas connections None

METERS INSTALLED

Coal, No. None Gas, No. None

Gas, No. None Electric, No. 10065687

Electric, No. None Oil, No. None

Oil, No. None Steam, No. None

Steam, No. None Water, No. None



ADDITIONS AND INSTALLATIONS

(Below enter chronologically all modifications, additions, introductions of water, sewer, lights, heating, etc.)

| DATE | | COST | DATE | | DATE |
|------|--|------|------|--|------|
| | | | | | |
| | | | | | |
| | | | | | |
| | | | | | |
| | | | | | |
| | | | | | |
| | | | | | |
| | | | | | |
| | | | | | |
| | | | | | |
| | | | | | |
| | | | | | |
| | | | | | |
| | | | | | |
| | | | | | |
| | | | | | |
| | | | | | |
| | | | | | |
| | | | | | |
| | | | | | |
| | | | | | |
| | | | | | |

INSTRUCTIONS—"a" State whether heated from central heating or by individual heating plants, stoves, furnaces, or fireplaces.
"b" State whether steam, vapor, hot water, or hot air.
"c" State whether gas, coal, oil, or central heating plant.

See reverse side of form.

Post Plan No. _____

O. Q. M. G.: Plan No. Unknown Building No. 113

Place Fort McDowell, Angel Island, California. (East Garrison)

Designation of building Barracks (Temporary) Capacity 64 - men

Total Cost, \$ 2,500.00 Date completed May 1918

Material: Walls Frame Foundation Wood

Roof Malthead Floors Wood

Total floor area above basement, square feet 3,600

Size: Main building 30'0" X 60'0" Wings None Basement None

a Stoves (How heated) _____ Height of first floor above ground 4'

b Coal (Type of heat) _____ How lighted Electricity


c None (Type of domestic hot water heater) _____ Water connections None

COOKING RANGES INSTALLED

Coal, No. None Gas, No. None Electric, No. None Oil, No. None Steam, No. None

METERS INSTALLED

Gas, No. None Electric, No. 4903517 ✓ Oil, No. None Steam, No. None Water, No. None



ADDITIONS AND INSTALLATIONS

(Below enter chronologically all modifications, additions, introductions of water, sewer, lights, heating, etc.)

| DATE | | COST | DATE | DATE |
|---------|---|--------|------|------|
| 5/27/38 | Installed: 3800 ft. flooring, 1x4", T&G | 140.60 | | |
| | | | | |
| | | | | |
| | | | | |
| | | | | |
| | | | | |
| | | | | |
| | | | | |
| | | | | |
| | | | | |
| | | | | |
| | | | | |
| | | | | |
| | | | | |
| | | | | |
| | | | | |
| | | | | |
| | | | | |
| | | | | |
| | | | | |
| | | | | |

INSTRUCTIONS—“a” State whether heated from central heating or by individual heating plants, stoves, furnaces, or fireplaces.
 “b” State whether steam, vapor, hot water, or hot air.
 “c” State whether gas, coal, oil, or central heating plant.


See reverse side of form.

Post Plan No.

O. Q. M. C.: Plan No. Building No. 111

Place Fort McDowell, Angel Island, California. (East Garrison)
 Designation of building storeroom (Temporary) Capacity 5,600 cu.ft.
 Total cost, \$ 800.00 Date completed December 1918
 Material: Walls Frame Foundation Wood
 Roof Galvalithoid Floors Wood
 Total floor area above basement, square feet 700
 Size: Main building 20'0" X 35'0" Wings None Basement None
 a None Height of first floor above ground 1'0"
 (How heated)
 b None How lighted Electricity
 (Type of heat) Water connections Yes
 c None Sewer connections Yes
 (Type of domestic hot water heater) Gas connections None

COOKING RANGES INSTALLED METERS INSTALLED
 Coal, No. None Gas, No. None
 Gas, No. None Electric, No. 10041309
 Electric, No. None Oil, No. None
 Oil, No. None Steam, No. None
 Steam, No. None Water, No. None



ADDITIONS AND INSTALLATIONS

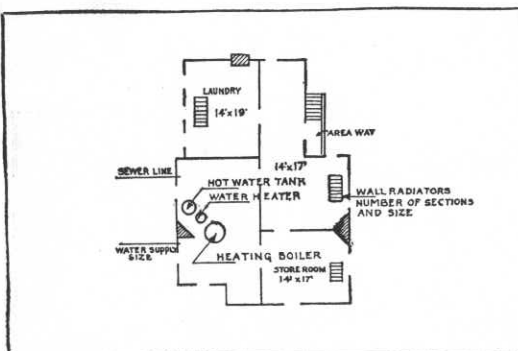
(Below enter chronologically all modifications, additions, introductions of water, sewer, lights, heating, etc.)

| DATE | | COST | DATE | COST |
|----------|---|----------|------|------|
| 12/15/31 | 1 Break, cornice, old type 36"-Mfgr. unknown- - - | 47.50 | | |
| | 1 Folder, pipe, "Pexto" 30", #10A, Model 1918 - - | 88.00 | | |
| | 1 Former, old type, 30"- Mfgr. unknown-- - - - | 18.50 | | |
| | 1 Machine, pipe-threading, Oster Mfg. Co. #304- - | 123.45 | | |
| 3/11/35 | All of above REMOVED from installation and re-INSTALLED in Building #147- | \$277.45 | | |

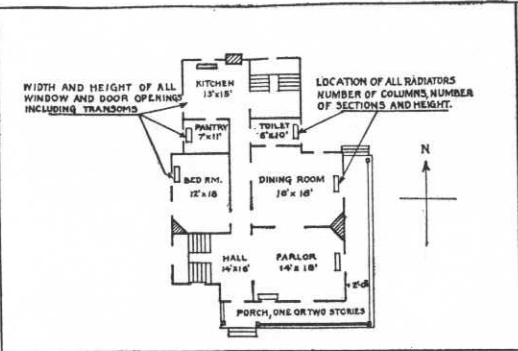
*Approved 3-15-41
 by [Signature] all PA
 file 1411.8/*

INSTRUCTIONS.—"a" State whether heated from central heating or by individual heating plants, stoves, furnaces, or fireplaces.
 "b" State whether steam, vapor, hot water, or hot air.
 "c" State whether gas, coal, oil, or central heating plant.

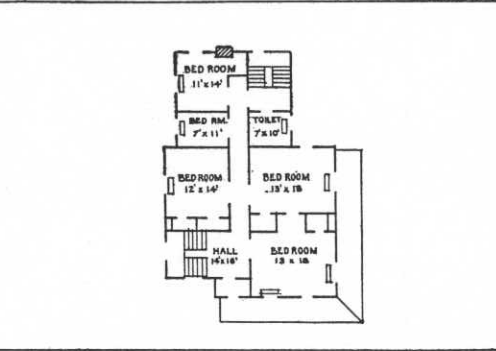
See reverse side of form.



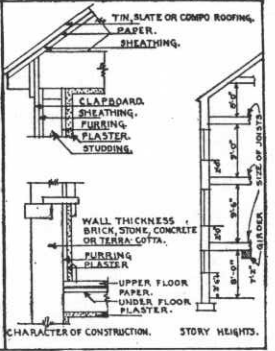
BASEMENT



FIRST FLOOR



SECOND FLOOR



DETAIL

IN SPACE BELOW SKETCH BASEMENT AND FLOOR PLANS OF BUILDINGS, GIVING DATA AS PER PLANS ABOVE

| | | |
|--|--|--|
| | | |
|--|--|--|

REMARKS

Formerly in use as a vegetable room by the Permanent Party Mess, which is now consolidated with the General Mess.

INSTRUCTIONS


If plans of building are available, forward copy of same showing information called for above. These plans should be checked against the building and any variations from same in the building as constructed should be noted.

If plans are not available make sketch plans and elevation in spaces above. The plans shown are typical of "quarters." Similar plans may be made for all types of buildings. There are 10 squares to the inch. Each square will represent 1', 2', 4', or 8', etc., as may be necessary to show entire building in the space allowed. Show inside dimensions and designation of each room. Indicate location of water and sewer connections. In space under heading "Details" show character of construction, story heights, etc.

Post Plan No.

O. Q. M. G.: Plan No. Building No. 110

Place Fort McDowell, Angel Island, California. (East Garrison) ^{60-man}
 Designation of building Store room ^{Barack} Capacity 23,000 cu. ft.
 Total cost, \$ 2,550.00 Date completed 1918
 Material: Walls Frame Foundation Wood
 Roof Malthoid Floors Wood
 Total floor area above basement, square feet 3275
 Size: Main building 36'0" X 91'0" Wings None Basement None
 a Not heated Height of first floor above ground 3'6"
 (How heated)
 b None How lighted Electricity
 (Type of heat)
 c None Water connections Yes
 (Type of domestic hot water heater) Sewer connections Yes
 Gas connections None
 METERS INSTALLED
 COOKING RANGES INSTALLED
 Coal, No. None Gas, No. None
 Gas, No. None Electric, No. 7892762
 Electric, No. None Oil, No. None
 Oil, No. None Steam, No. None
 Steam, No. None Water, No. None



ADDITIONS AND INSTALLATIONS

(Below enter chronologically all modifications, additions, introductions of water, sewer, lights, heating, etc.)

| DATE | DESCRIPTION | COST | DATE | COST |
|---------|---|--------|------|------|
| | Changes made while structure was housing the Permanent Party, Mess: | | | |
| 5-20-27 | Addition to Kitchen 15'0" x 20'0" | 380.00 | | |
| 4-9-28 | Addition for enlargement of messing facilities 16'0" X 91'0" | 950.00 | | |
| 5-15-29 | Installed Scullery Sink, galv. steel, 9' x 2' x 12", two compartment, complete with fittings | 91.34 | | |
| 5-29-30 | Installed electric meter, #10041309 | 8.91 | | |
| 4-23-37 | Removed, CV-1662: Sink, Scullery, galv., steel 9'x2'x12", two compartments, complete with fittings. | 91.34 | | |
| | | | | |
| | | | | |
| | | | | |
| | | | | |
| | | | | |
| | | | | |
| | | | | |
| | | | | |
| | | | | |
| | | | | |
| | | | | |
| | | | | |

INSTRUCTIONS.—"a" State whether heated from central heating or by individual heating plants, stoves, furnaces, or fireplaces.
 "b" State whether steam, vapor, hot water, or hot air.
 "c" State whether gas, coal, oil, or central heating plant.

Post Plan No. _____

O. Q. M. G.: Plan No. Unknown Building No. 108

Place Fort McDowell, Angel Island California (East Garrison.) 11
 Designation of building Barracks (Temporary) Capacity 64 Men
 Total Cost, \$ 2500.00 Date completed April 1918
 Material: Walls Wood Foundation Wood
 Roof Malthoid Floors Wood
 Total floor area above basement, square feet 3600 Sq.ft.
 Size: Main building 30' x 60' Wings ----- Basement -----


a Stoves (How heated) Height of first floor above ground 4 ft.
 b Coal (Type of heat) How lighted Electricity
 c None (Type of domestic hot water heater) Water connections None
 Sewer connections None
 Gas connections None

COOKING RANGES INSTALLED

Coal, No. None
 Gas, No. None
 Electric, No. None
 Oil, No. None
 Steam, No. None

METERS INSTALLED

Gas, No. None
 Electric, No. 10065685
 Oil, No. None
 Steam, No. None
 Water, No. None



ADDITIONS AND INSTALLATIONS

(Below enter chronologically all modifications, additions, introductions of water, sewer, lights, heating, etc.)

| DATE | COST | DATE | DATE |
|---|------|------|------|
| Temporary Building, built during the Emergency and now taken up on Historical Record. | | | |
| | | | |
| | | | |
| | | | |
| | | | |
| | | | |
| | | | |
| | | | |
| | | | |
| | | | |
| | | | |
| | | | |
| | | | |
| | | | |
| | | | |
| | | | |
| | | | |
| | | | |
| | | | |
| | | | |
| | | | |
| | | | |
| | | | |
| | | | |
| | | | |

INSTRUCTIONS—"a" State whether heated from central heating or by individual heating plants, stoves, furnaces, or fireplaces.
 "b" State whether steam, vapor, hot water, or hot air.
 "c" State whether gas, coal, oil, or central heating plant.

See reverse side of form.

Post Plan No. _____

O. Q. M. G.: Plan No. Unknown Building No. 107

Place Fort McDowell, Angel Island, California. (East Garrison) 60
 Designation of building Barracks (Temporary) and Day Room Capacity 24 - men
 Total Cost, \$ 2,500.00 Date completed March 1918
 Material: Walls Frame Foundation Wood
 Roof Maltoid Floors Wood
 Total floor area above basement, square feet 3,600
 Size: Main building 30'0" X 60'0" Wings None Basement None
 a 3 stoves _____ Height of first floor above ground 2'6"
 _____ (How heated) _____ How lighted Electricity
 b Coal _____ Water connections None
 _____ (Type of heat) _____ Sewer connections None
 c None _____ Gas connections None
 _____ (Type of domestic hot water heater) _____
COOKING RANGES INSTALLED
 Coal, No. None _____ Gas, No. None _____
 Gas, No. None _____ Electric, No. None _____
 Electric, No. None _____ Oil, No. None _____
 Oil, No. None _____ Steam, No. None _____
 Steam, No. None _____ Water, No. None _____



ADDITIONS AND INSTALLATIONS

(Below enter chronologically all modifications, additions, introductions of water, sewer, lights, heating, etc.)

| DATE | | COST | DATE | DATE |
|---------|--|---------|------|------|
| 3-15-27 | Shades, window installed | 10.45 | | |
| 3-28-32 | Installed 100 sq.yds. Battleship linoleum, "Sealex", green "B" <i>C.V. 605</i> | 96.00 ✓ | | |
| | | | | |
| | | | | |
| | | | | |
| | | | | |
| | | | | |
| | | | | |
| | | | | |
| | | | | |
| | | | | |
| | | | | |
| | | | | |
| | | | | |
| | | | | |
| | | | | |
| | | | | |
| | | | | |
| | | | | |

INSTRUCTIONS—"a" State whether heated from central heating or by individual heating plants, stoves, furnaces, or fireplaces.
 "b" State whether steam, vapor, hot water, or hot air.
 "c" State whether gas, coal, oil, or central heating plant.

See reverse side of form.

Post Plan No. _____

O. Q. M. G.: Plan No. Unknown Building No. 106


Place Fort McDowell, Angel Island, California. (East Garrison)
 Designation of building Bath House and Lavatory (Temporary) Capacity 20 - men
 Total Cost, \$ 800.00 Date completed March 1918
 Material: Walls Frame Foundation Wood
 Roof Galtnoid Floors Concrete
 Total floor area above basement, square feet 700
 Size: Main building 20'0" X 35'0" Wings None Basement None
 a None Height of first floor above ground 1'
 (How heated) How lighted Electricity
 b None Water connections Yes
 (Type of heat) Sewer connections Yes
 c Tobasco #200, with 500 gal. boiler attached. Gas connections None
 (Type of domestic hot water heater)

COOKING RANGES INSTALLED

Coal, No. None
 Gas, No. None
 Electric, No. None
 Oil, No. None
 Steam, No. None

METERS INSTALLED

Gas, No. None
 Electric, No. ✓5185195 (In #107)
 Oil, No. None
 Steam, No. None
 Water, No. None



ADDITIONS AND INSTALLATIONS

(Below enter chronologically all modifications, additions, introductions of water, sewer, lights, heating, etc.)

| DATE | | COST | DATE | DATE |
|---------|---|------------------|------|------|
| 5-20-27 | Shed, with concrete foundation, 5'6" X 7'0" | 129.65 | | |
| 1-26-35 | 6 Holders, toilet paper- #30-H-105- (CV940) - | 3.00 | | |
| 2-8-36 | Installed: 10 Bowls, Toilet | 140.00 | | |
| | 1 Urinals | 52.50 | | |
| | 5 Basins, Wash | 36.75 | | |
| | 2 Tubs, Laundry | 20.00 | | |
| | 4 Showers | 56.00 | | |
| | | | | |
| | | | | |
| | | | | |
| | | | | |
| | | | | |
| | | | | |
| | | | | |
| | | | | |
| | | | | |
| | | | | |
| | | | | |
| | | | | |

INSTRUCTIONS—"a" State whether heated from central heating or by individual heating plants, stoves, furnaces, or fireplaces.

"b" State whether steam, vapor, hot water, or hot air.


"c" State whether gas, coal, oil, or central heating plant.

See reverse side of form.

Post Plan No. _____

O. Q. M. G.: Plan No. Unknown Building No. 103

Place Fort McDowell, Angel Island, California. East Garrison.
 Designation of building ~~Noncommissioned Officers Club~~ BARRACKS Capacity 64 Men
 Total Cost, \$ 2500.00 Date completed 1918
 Material: Walls Wood Foundation Wood
 Roof Malthoid Floors Wood
 Total floor area above basement, square feet 3600 Sq.ft. Building 2-Story.
 Size: Main building 30' x 60' Wings _____ Basement _____
 a Stoves (How heated) _____ Height of first floor above ground 8 ft.
 b Coal (Type of heat) _____ How lighted Electricity
 c _____ (Type of domestic hot water heater) _____ Water connections None
 Sewer connections None
 Gas connections None
 COOKING RANGES INSTALLED METERS INSTALLED
 Coal, No. None Gas, No. None
 Gas, No. None Electric, No. 409182 & 8044185
 Electric, No. None Oil, No. None
 Oil, No. None Steam, No. None
 Steam, No. None Water, No. None



ADDITIONS AND INSTALLATIONS

(Below enter chronologically all modifications, additions, introductions of water, sewer, lights, heating, etc.)

| DATE | | COST | DATE | | DATE |
|----------|--|---------|------|--|------|
| | Temporary Buildings built during Emergency 1918 and now taken up on Historical Record. | | | | |
| 7-1-29 | Meter removed and No.10060959 installed. | | | | |
| 10-27-31 | Installed Sink, kitchen, enameled iron, 18 x 36" with two brackets and back 12 x 36" | 31.75 ✓ | | | |
| 4-23-37 | Removed, CV-1663: Sink, iron, enameled, 18"x36" w/brackets and back. | 31.75 | | | |
| | | | | | |
| | | | | | |
| | | | | | |
| | | | | | |
| | | | | | |
| | | | | | |
| | | | | | |
| | | | | | |
| | | | | | |
| | | | | | |
| | | | | | |
| | | | | | |
| | | | | | |

INSTRUCTIONS—"a" State whether heated from central heating or by individual heating plants, stoves, furnaces, or fireplaces.
 "b" State whether steam, vapor, hot water, or hot air.
 "c" State whether gas, coal, oil, or central heating plant.

See reverse side of form.

Post Plan No.

O. Q. M. G.: Plan No. Building No. 314

Place Fort McDowell, Angel Island, California (North Garrison)
Designation of building Central Heating Plant Capacity 3892 sq.ft.
Total cost, \$ Unknown Date completed Unknown
Material: Walls Reinforced Concrete Foundation Reinforced Concrete
Roof Tin sheeting over shiplap Floors Reinforced Concrete
Total floor area above basement, square feet 3892
Size: Main building 58' X 34' Wings (Rear) 44' X 27' Basement None
a Not Heated Height of first floor above ground Ground level
(How heated) None How lighted Electricity
b None (Type of heat) Water connections Yes
c None (Type of domestic hot water heater) Sewer connections Yes
Gas connections None



COOKING RANGES INSTALLED
Coal, No. None
Gas, No. None
Electric, No. None
Oil, No. None
Steam, No. None

METERS INSTALLED
Gas, No. None
Electric, No. None
Oil, No. None
Steam, No. None
Water, No. 1- ea.

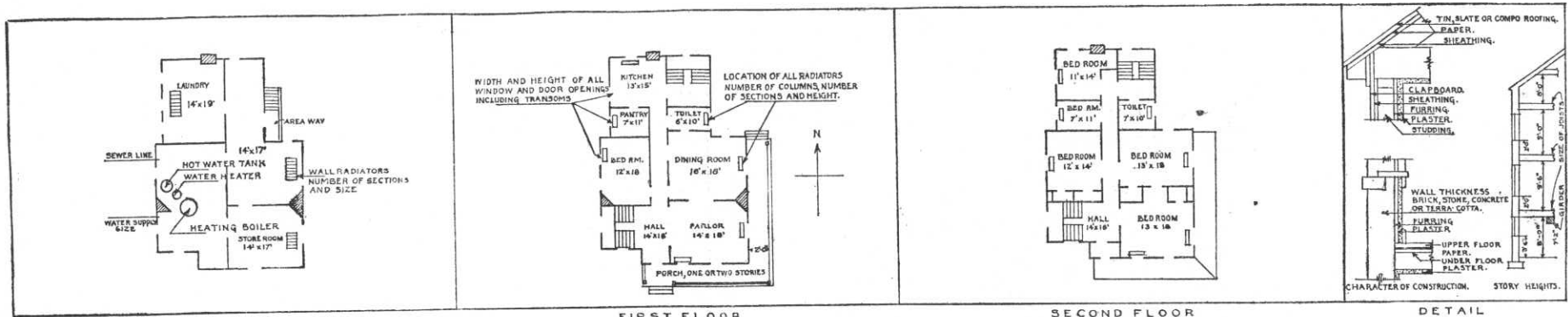
Authority contained in Radio from the
Quartermaster General dated 12/20/40.

ADDITIONS AND INSTALLATIONS

(Below enter chronologically all modifications, additions, introductions of water, sewer, lights, heating, etc.)

| DATE | | COST | DATE | | COST |
|---------|---|-----------------|---------|---|--------------|
| 4-1-41 | INSTALLED: on Vou. No. D-1493-1, 1- ea. Guage pressure, A.S.M.E. Std. graduation in ounces 0 to 30 pounds, size 6", connection I.P.S. 1/4" | \$ 9.55 | 3-12-43 | INSTALLED, CHP. Vou. No. C-452-3; 2- <u>ea.</u> Motors, Modulating 2- <u>ea.</u> Pressuratsrols, L91A 2- <u>ea.</u> Draft Doors and Frames 2- <u>ea.</u> Transformers 2- <u>ea.</u> Firelinkage, High-Low 2- <u>ea.</u> Fire Valves, High-Low 2- <u>ea.</u> Switch, Toggle | Lt. \$220.00 |
| 4-29-42 | INSTALLED: Vou C-1966-2. 1 ea Burner, oil, Petro, Model No. W-8, Serial No. 154097, model D.P., 9158 R.P.M. 3470 amps 88, H.P. 3, volts 220, phase 3, cycle 60, serial C-341, continuous rating at full load, 55-deg., C. rise @ 525.00 1 ea Meter, hot water, 1 1/2" velocity of inferential type for measuring boiler feed water from hot well, with strainer @ 73.40 | 525.00 73.40 | | | |
| 5-18-42 | INSTALLED: Vou. C-2046-2. 3 ea Valves, blowoff, 250-lb. steam, 2-1/2" angle type flanged, Crane #391 or equal, 7-1/2" dia. flanges faced only @ 28.73 | 86.19 | | | |

INSTRUCTIONS.—"a" State whether heated from central heating or by individual heating plants, stoves, furnaces, or fireplaces.
"b" State whether steam, vapor, hot water, or hot air.
"c" State whether gas, coal, oil, or central heating plant.



BASEMENT FIRST FLOOR SECOND FLOOR DETAIL

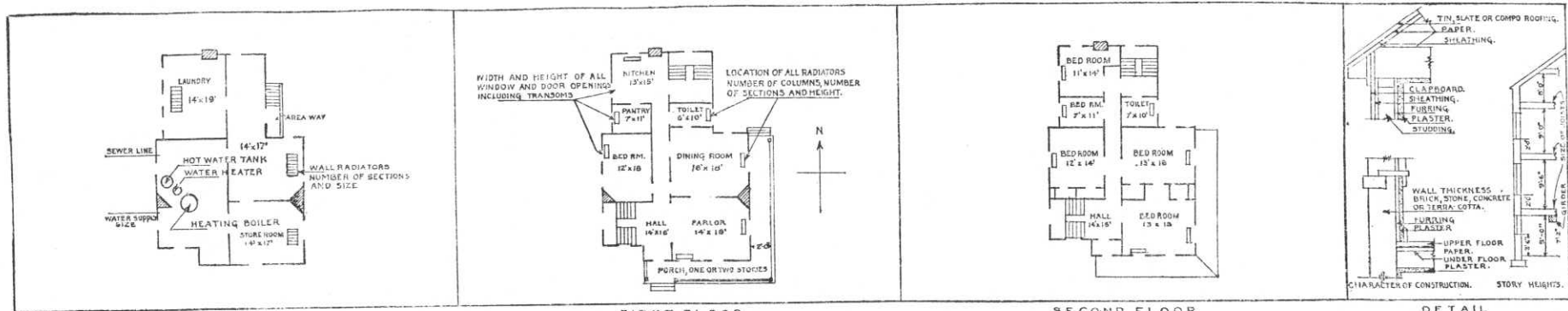
IN SPACE BELOW SKETCH BASEMENT AND FLOOR PLANS OF BUILDINGS, GIVING DATA AS PER PLANS ABOVE

| | |
|--|--|
| <p>REMARKS</p> <p>Installations as found in building upon transfer from Immigration Service.</p> <p>1- ea. Meter, Water (Trident) No. 3054493</p> <p>1- ea. Wash basin, Corner, Iron Enamel</p> <p>1- ea. Tub, Laundry (tripple)</p> <p>1- ea. Toilet, w/ seat, High Tank.</p> | |
|--|--|


INSTRUCTIONS

If plans of building are available, forward copy of same showing information called for above. These plans should be checked against the building and any variations from same in the building as constructed should be noted.

If plans are not available make sketch plans and elevation in spaces above. The plans shown are typical of "quarters." Similar plans may be made for all types of buildings. There are 10 squares to the inch. Each square will represent 1', 2', 4', or 8', etc., as may be necessary to show entire building in the space allowed. Show inside dimensions and designation of each room. Indicate location of water and sewer connections. In space under heading "Details" show character of construction, story heights, etc.



BASEMENT FIRST FLOOR SECOND FLOOR
 IN SPACE BELOW SKETCH BASEMENT AND FLOOR PLANS OF BUILDINGS, GIVING DATA AS PER PLANS ABOVE
 DETAIL



REMARKS

Installations as found in building upon transfer from Immigration Service.

- 1- ea. Meter, Electric, Westinghouse, No. 37-360-B
- 1- ea. Meter, Water, Neptune, No. 4172847
- 1- ea. Bowl, toilet, w/ seat, High tank
- 1- ea. Sink, kitchen
- 1- ea. Tub, Bath, Iron Enamel
- 1- ea. Tub, Laundry
- 1- ea. Tank, Hot Water, 30-gal.

INSTRUCTIONS

If plans of building are available, forward copy of same showing information called for above. These plans should be checked against the building and any variations from same in the building as constructed should be noted.
 If plans are not available make sketch plans and elevation in spaces above. The plans shown are typical of "quarters." Similar plans may be made for all types of buildings. There are 10 squares to the inch. Each square will represent 1', 2', 4', or 8', etc., as may be necessary to show entire building in the space allowed. Show inside dimensions and designation of each room. Indicate location of water and sewer connections. In space under heading "Details" show character of construction, story heights, etc.

Post Plan No.

O. Q. M. G.: Plan No. Building No. 311

Place Fort Mc Dowell, Angel Island, California (North Garrison)
 Designation of building Cottage, Non-Commissioned Officer's Quarters Capacity 1- N.C.O.
 Total cost, \$ 1,200.00 Date completed 1908.
 Material: Walls Wood and Plaster Foundation Wood beams on concrete posts
 Roof Composition shingles Floors Wood floors and flooring
 Total floor area above basement, square feet 653
 Size: Main building 22' X 32' 6" Wings (Rear) 6' X 8' Basement None
 a Not Heated Height of first floor above ground 18"
 (How heated.)
 b None How lighted Electricity
 (Type of heat) Water connections Yes
 c None Sewer connections Yes
 (Type of domestic hot water heater) Gas connections None
 COOKING RANGES INSTALLED METERS INSTALLED
 Coal, No. Gas, No. None Electric, No. Electricity 1-ee.
 Gas, No. None Oil, No. None
 Electric, No. None Steam, No. None
 Oil, No. None Water, No. 1- ea.
 Steam, No. None

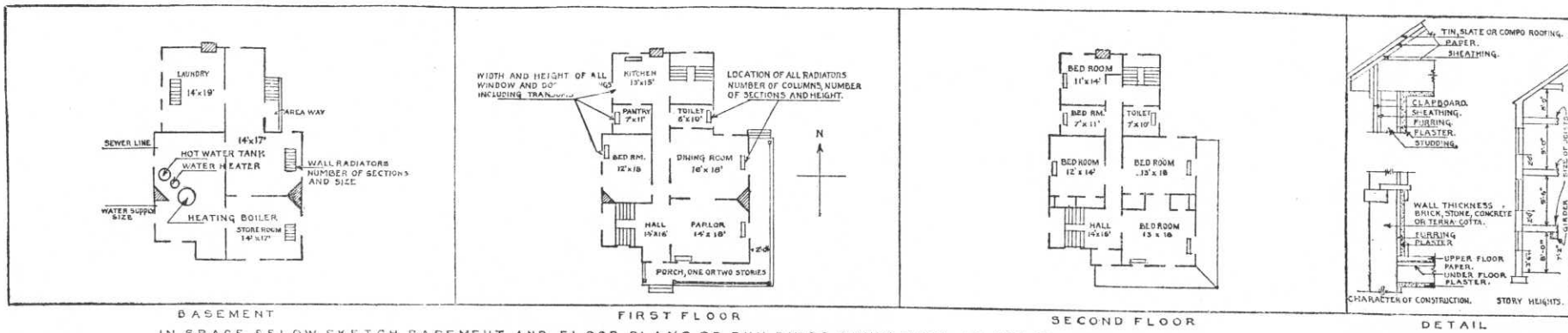


ADDITIONS AND INSTALLATIONS

(Below enter chronologically all modifications, additions, introductions of water, sewer, lights, heating, etc.)

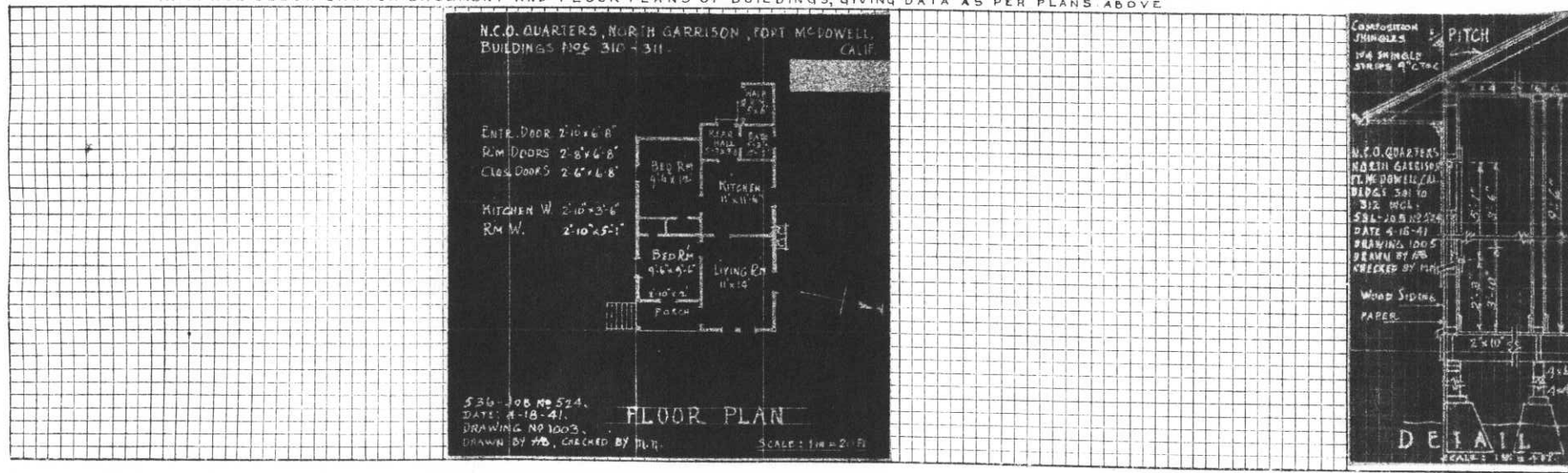
| DATE | | COST | DATE | COST |
|---------|---|------|------|------|
| 8-23-41 | INSTALLED: Vou D-240-2. 1 ea Fixture, lighting, ivory finish #V163 @ 1.20 | 1.20 | | |
| | 2 ea Fixtures, lighting, ivory finish #V162 @ .95 | 1.90 | | |
| | 2 ea Holders, white, finish #V25E @ .30 | .60 | | |
| | 2 ea Globes, commercial, No. 1000 @ 1.00 | 2.00 | | |
| 9-24-41 | INSTALLED: Vou D-483-2. 8 ea Shades, window, complete (assorted colors and sizes) @ .848 | 6.78 | | |
| 6-6-42 | INSTALLED: Vou C-2258-2. 1 ea Tub, laundry cement two compartments 48" | 6.30 | | |
| | | | | |
| | | | | |
| | | | | |
| | | | | |
| | | | | |
| | | | | |
| | | | | |
| | | | | |
| | | | | |
| | | | | |
| | | | | |
| | | | | |
| | | | | |
| | | | | |

INSTRUCTIONS.—“a” State whether heated from central heating or by individual heating plants, stoves, furnaces, or fireplaces.
 “b” State whether steam, vapor, hot water, or hot air.
 “c” State whether gas, coal, oil, or central heating plant.



BASEMENT FIRST FLOOR SECOND FLOOR DETAIL

IN SPACE BELOW SKETCH BASEMENT AND FLOOR PLANS OF BUILDINGS, GIVING DATA AS PER PLANS ABOVE.



REMARKS

Installations as found in building upon transfere from immigration service.

- 1- ea. Meter, Electric, Westinghouse, 37-135-B
- 1- ea. Meter, Water, Neptune, No. 4172859
- 1- ea. Bowl, toilet, w/seat, Low tank
- 1- ea. Sink, kitchen
- 1- ea. Tub, bath, Iron Enamel
- 1- ea. Tub, Laundry
- 1- ea. Tank, Hot Water, 30-gal.

INSTRUCTIONS

If plans of building are available, forward copy of same showing information called for above. These plans should be checked against the building and any variations from same in the building as constructed should be noted. If plans are not available make sketch plans and elevation in spaces above. The plans shown are typical of "quarters." Similar plans may be made for all types of buildings. There are 10 squares to the inch. Each square will represent 1', 2', 4', or 8', etc., as may be necessary to show entire building in the space allowed. Show inside dimensions and designation of each room. Indicate location of water and sewer connections. In space under heading "Details" show character of construction, story heights, etc.

Post Plan No.

O. Q. M. G.: Plan No. Building No. 310

Place Fort McDowell, Angel, Island, California (North Garrison)
 Designation of building Cottage, Non-Commissioned Officer's Quarters Capacity 1-N.C.O.
 Total cost, \$ 1,200.00 Date completed 1908
 Material: Walls Wood and Plaster Foundation Wood Beams on concrete posts
 Roof Composition Shingles Floors Wood floors and flooring
 Total floor area above basement, square feet 653
 Size: Main building 22' X 32'6" Wings (Rear) 6' X 8' Basement None
 a Not Heated Height of first floor above ground 18"
 (How heated)
 b None How lighted Electricity
 (Type of heat) Water connections Yes
 c None Sewer connections Yes
 (Type of domestic hot water heater) Gas connections None

COOKING RANGES INSTALLED

METERS INSTALLED

Coal, No.
 Gas, No. None
 Electric, No. None
 Oil, No. None
 Steam, No. None

Gas, No. None
 Electric, No. 1- ea.
 Oil, No. None
 Steam, No. None
 Water, No. 1- ea.


Authority contained in Radio from the
 Quartermaster General, dated 12/20/40.

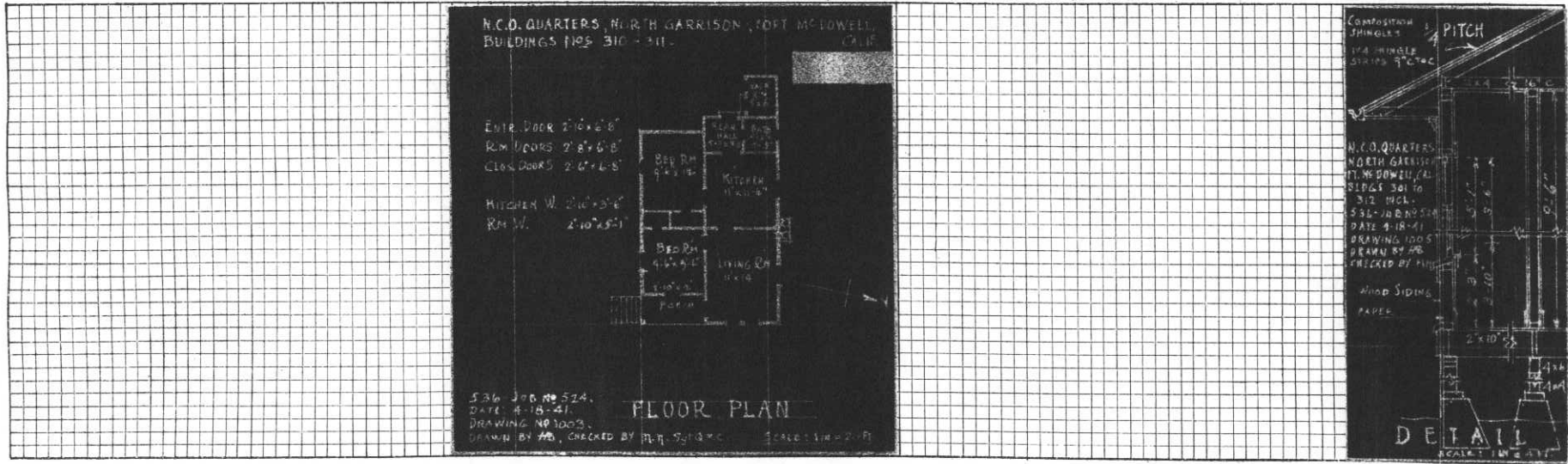
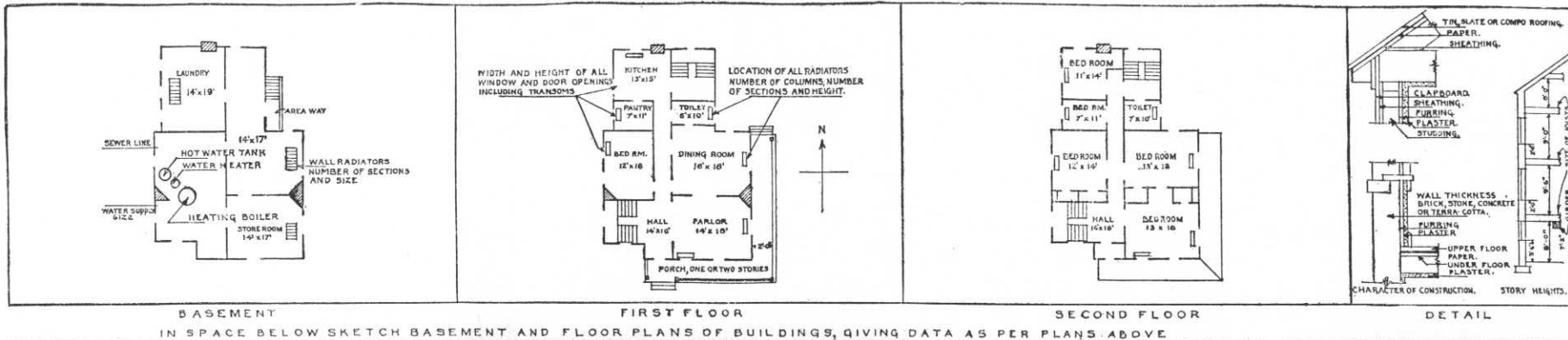
ADDITIONS AND INSTALLATIONS

(Below enter chronologically all modifications, additions, introductions of water, sewer, lights, heating, etc.)

| DATE | | COST | DATE | COST |
|---------|--|------|------|------|
| 8-23-41 | INSTALLED: Vou D-240-2. 1 ea Fixture, lighting, ivory finish No. V163 | 1.20 | | |
| | 2 ea Fixtures, lighting, ivory finish #V162 @ .95 | 1.90 | | |
| | 2 ea Holders, white, finish #V25E @ .30 | .60 | | |
| | 2 ea Globes, commercial, No. 1000 @ 1.00 | 2.00 | | |
| 9-24-41 | INSTALLED: Vou D-483-2. 8 ea Shades, window, complete (assorted colors and sizes) @ .848 | 6.78 | | |
| 6-6-42 | INSTALLED: Vou C-2254-2. 1 ea Tub, laundry cement two compartments 48" | 6.20 | | |
| | | | | |
| | | | | |
| | | | | |
| | | | | |
| | | | | |
| | | | | |
| | | | | |
| | | | | |
| | | | | |
| | | | | |
| | | | | |
| | | | | |
| | | | | |
| | | | | |

INSTRUCTIONS.—"a" State whether heated from central heating or by individual heating plants, stoves, furnaces, or fireplaces.
 "b" State whether steam, vapor, hot water, or hot air.
 "c" State whether gas, coal, oil, or central heating plant.






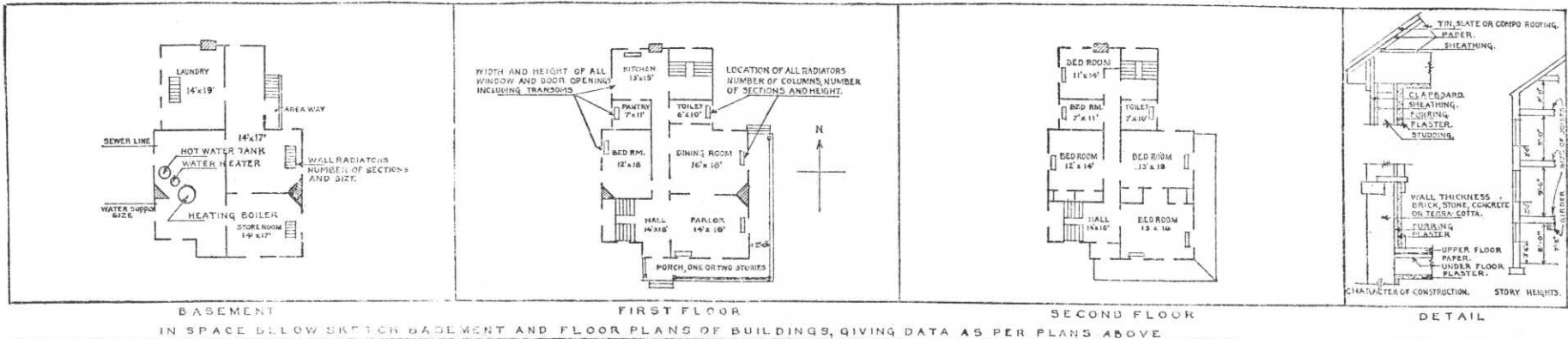
REMARKS

- Installations as found in building upon transfere from the Immigration Service;
- 1- ea. Meter, Electric, Westinghouse No. 37-138-B
 - 1- ea. Meter, Water, Neptune, No. 4172355
 - 1- ea. Bowl, Toilet, w/seat, High Tank
 - 1- ea. Sink, Kitchen
 - 1- ea. Tub, Bath, Iron Enamel
 - 1- ea. Tub, Laundry
 - 1- ea. Tank, Hot Water, 30 gal.

INSTRUCTIONS

If plans of building are available, forward copy of same showing information called for above. These plans should be checked against the building and any variations from same in the building as constructed should be noted.

If plans are not available make sketch plans and elevation in spaces above. The plans shown are typical of "quarters." Similar plans may be made for all types of buildings. There are 10 squares to the inch. Each square will represent 1', 2', 4', or 8', etc., as may be necessary to show entire building in the space allowed. Show inside dimensions and designation of each room. Indicate location of water and sewer connections. In space under heading "Details" show character of construction, story heights, etc.



REMARKS

Installations as found in building upon transference from Immigration service.

- 1- ea. Meter, Electric, Westinghouse, No. 36-971-B
- 1- ea. Meter, Water, Neptune, No. 4172842
- 1- ea. Bowl, Toilet, w/seat, High tank
- 1- ea. Sink, kitchen
- 1- ea. Tub, bath, Iron enamel
- 1- ea. Basin, wash
- 1- ea. Tank, hot water, 30-gal.

INSTRUCTIONS

If plans of building are available, forward copy of same showing information called for above. These plans should be checked against the building and any variations from same in the building as constructed should be noted.

If plans are not available make sketch plans and elevation in spaces above. The plans shown are typical of "quarters." Similar plans may be made for all types of buildings. There are 10 squares to the inch. Each square will represent 1', 2', 4', or 8', etc., as may be necessary to show entire building in the space allowed. Show inside dimensions and designation of each room. Indicate location of water and sewer connections. In space under heading "Details" show character of construction, story heights, etc.

Post Plan No.

O. Q. M. G.: Plan No. Building No. 308

Place **Fort McDowell, Angel Island, California.** (North Garrison)
 Designation of building **Cottage, Non-Commissioned Officer's Quarters** Capacity **1- N.C.O.**
 Total cost, \$ **1,200.00** Date completed **1908.**
 Material: Walls **Wood and Plaster** Foundation **Wood beams on concrete posts**
 Roof **Composition shingles** Floors **Wood floor and flooring**
 Total floor area above basement, square feet **713**
 Size: Main building **22' X 32'6"** Wings (Rear) **9' X 12'** Basement **None**
 a **Not Heated** Height of first floor above ground **18"**
(How heated)
 b **None** How lighted **Electricity**
(Type of heat)
 c **None** Water connections **Yes**
(Type of domestic hot water heater) Sewer connections **Yes**
 Gas connections **None**



COOKING RANGES INSTALLED

Coal, No.
 Gas, No. **None**
 Electric, No. **None**
 Oil, No. **None**
 Steam, No. **None**

METERS INSTALLED

Gas, No. **None**
 Electric, No. **1 ea.**
 Oil, No. **None**
 Steam, No. **None**
 Water, No. **1- ea.**

Authority contained in Radia from the
 Quartermaster General, dated 12/20/40.

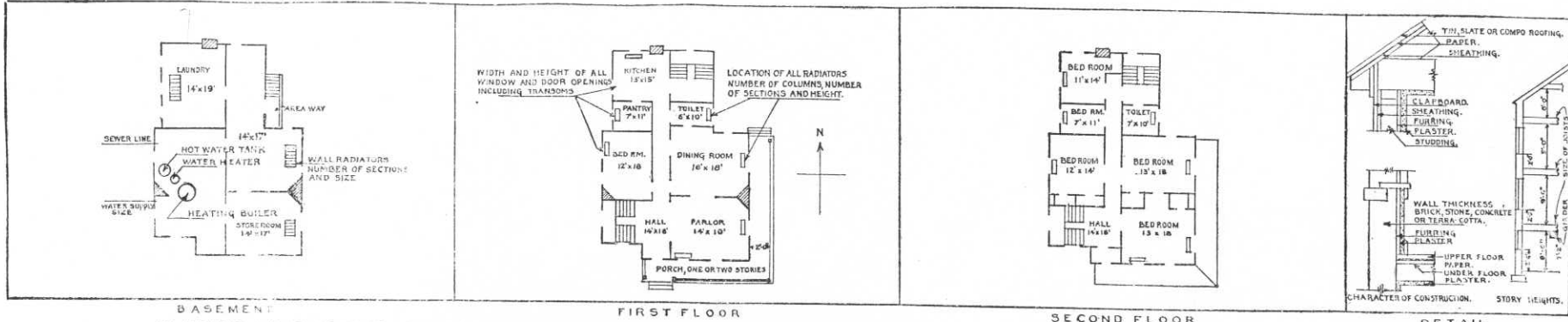
ADDITIONS AND INSTALLATIONS

(Below enter chronologically all modifications, additions, introductions of water, sewer, lights, heating, etc.)


| DATE | | COST | DATE | COST |
|----------|-------------------------------------|------|------|------|
| 12-21-42 | Removed Sea Shade Window Door C-7-3 | | | |
| | | | | |
| | | | | |
| | | | | |
| | | | | |
| | | | | |
| | | | | |
| | | | | |
| | | | | |
| | | | | |
| | | | | |
| | | | | |
| | | | | |
| | | | | |
| | | | | |
| | | | | |
| | | | | |
| | | | | |
| | | | | |
| | | | | |
| | | | | |
| | | | | |
| | | | | |
| | | | | |
| | | | | |
| | | | | |
| | | | | |
| | | | | |
| | | | | |

INSTRUCTIONS.—“a” State whether heated from central heating or by individual heating plants, stoves, furnaces, or fireplaces.
 “b” State whether steam, vapor, hot water, or hot air.
 “c” State whether gas, coal, oil, or central heating plant.

See reverse side of form.



BASEMENT FIRST FLOOR SECOND FLOOR
 IN SPACE BELOW SKETCH BASEMENT AND FLOOR PLANS OF BUILDINGS, GIVING DATA AS PER PLANS ABOVE DETAIL



REMARKS

- Installations as found in building upon transfers from Immigration Service.
- 1 ea. Meter, Electric, Westinghouse, No. 36-766-B
 - 1 ea. Meter, Water, Neptune, No. 4172888
 - 1 es. Bowl, toilet, w/seat, High tank
 - 1 ea. Tub, Bath, Iron, Enamel
 - 1 es. Sink, kitchen
 - 1 ea. Tub, Laundry
 - ~~1 ea. Tank, Hot Water, 30-gal. Remained Down 5/3/41~~

INSTRUCTIONS

If plans of building are available, forward copy of same showing information called for above. These plans should be checked against the building and any variations from same in the building as constructed should be noted. If plans are not available make sketch plans and elevation in spaces above. The plans shown are typical of "quarters." Similar plans may be made for all types of buildings. There are 10 squares to the inch. Each square will represent 1', 2', 4', or 8', etc., as may be necessary to show entire building in the space allowed. Show inside dimensions and designation of each room. Indicate location of water and sewer connections. In space under heading "Details" show character of construction, story heights, etc.

Post Plan No.

O. Q. M. G.: Plan No. Building No. 307

Place Fort McDowell, Angel Island, California (North Garrison)
Designation of building Cottage, Non-Commissioned Officer's Quarters Capacity 1- N.C.O.
Total cost, \$ 1,200.00 Date completed 1908.
Material: Walls Wood and Plaster Foundation Wood beams on concrete posts.
Roof Composition shingles Floors Wood floor and flooring.
Total floor area above basement, square feet 713
Size: Main building 22' x 32'6" Wings (Rear) 9' x 12' Basement None
a Not Heated Height of first floor above ground 18"
(How heated)
b None How lighted Electricity
(Type of heat) Water connections Yes
c None Sewer connections Yes
(Type of domestic hot water heater) Gas connections None



COOKING RANGES INSTALLED

Coal, No.
Gas, No. None
Electric, No. None
Oil, No. None
Steam, No. None

METERS INSTALLED

Gas, No. None
Electric, No. 1- ea.
Oil, No. None
Steam, No. None
Water, No. 1- ea.

Authority contained in Radio from the
Quartermaster General Dated 12/20/40

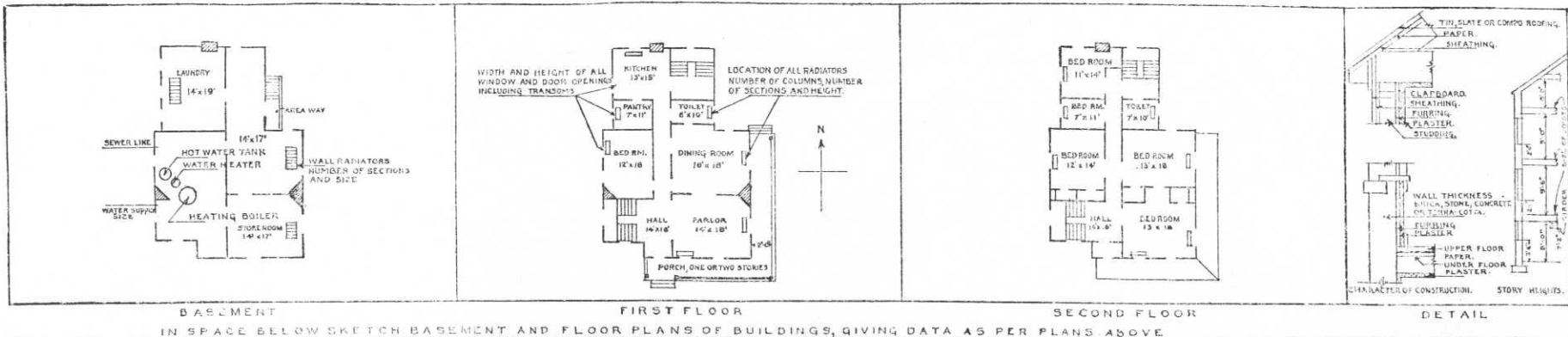
ADDITIONS AND INSTALLATIONS

(Below enter chronologically all modifications, additions, introductions of water, sewer, lights, heating, etc.)

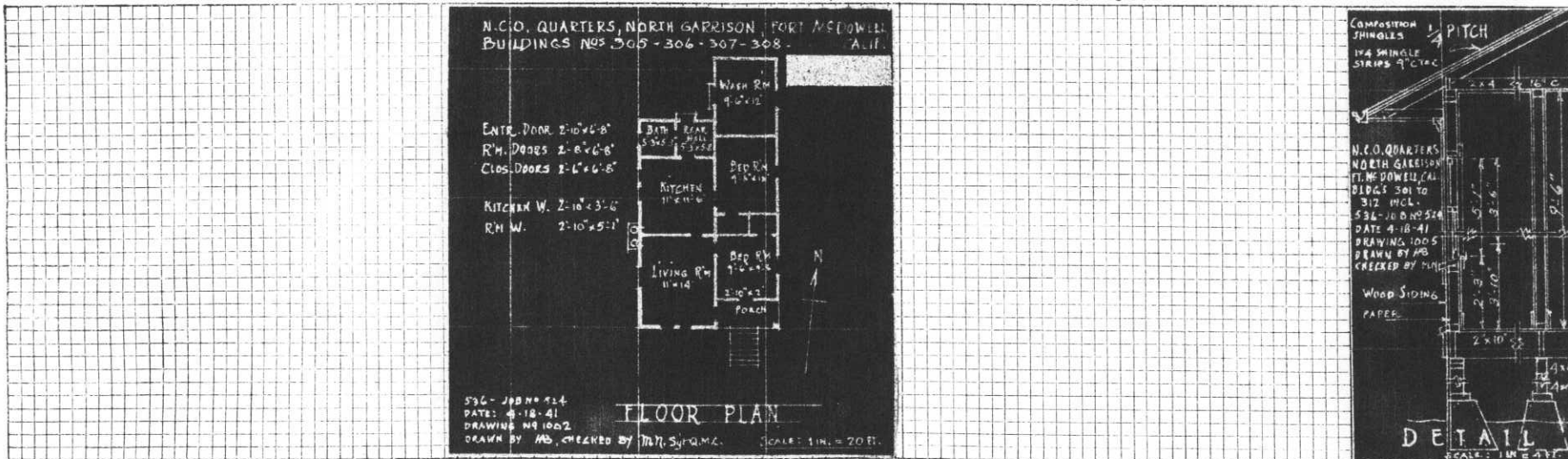
| DATE | | COST | DATE | COST |
|---------|--|--------|------|------|
| 5-6-41 | INSTALLED: Vou. D-1781-1. 1 ea Fixtures, Electric Light, Bathroom, No. J-400 Porcelain @ .65 | \$.65 | | |
| | 2 ea Fixtures, Electric Light, No. 2139-2306 with opal balls, size 3 1/2" x 6" @ .68 | 1.36 | | |
| | 1 ea Fixtures, Electric Light, Living room two light No. F 622 @ 4.60 | 4.60 | | |
| | 1 ea Fixtures, Electric Light, bracket with black striped ball, No. 1500-135, size 5 3/4" x 7 1/4" @ .80 | .80 | | |
| | 2 ea Fixtures, Electric Light, bedroom, No. V31-8246, Color, ivory glass @ .95 | 1.90 | | |
| | 2 ea Fixtures, Electric Light, Kitchen No. V25- 3508, Ivory glass with green line @ 1.25 | 2.50 | | |
| 6-24-41 | INSTALLED: Vou. C-1911-1. <i>Revised for window shades</i> 8 ea Shades, window asstd. sizes, Class B. @ .67 | 5.36 | | |

INSTRUCTIONS.—“a” State whether heated from central heating or by individual heating plants, stoves, furnaces, or fireplaces.
“b” State whether steam, vapor, hot water, or hot air.
“c” State whether gas, coal, oil, or central heating plant.

See reverse side of form.



IN SPACE BELOW SKETCH BASEMENT AND FLOOR PLANS OF BUILDINGS, GIVING DATA AS PER PLANS ABOVE.



REMARKS

Installations as found in building upon transfere from immigration service.

- 1- ea. Meter, Electric, Westinghouse. No. 37-722-B
- 1- ea. Meter, Water, Neptune No. 4172849
- 1- ea. Bowl, Toilet. w/seat, High tank
- 1- ea. Sink, kitchen
- 1- ea. Tub, bath, Iron Enamel
- 1- ea. Tub, laundry
- 1- ea. Tank, hot water, 30 gal.

INSTRUCTIONS

If plans of building are available, forward copy of same showing information called for above. These plans should be checked against the building and any variations from same in the building as constructed should be noted.

If plans are not available make sketch plans and elevation in spaces above. The plans shown are typical of "quarters." Similar plans may be made for all types of buildings. There are 10 squares to the inch. Each square will represent 1', 2', 4', or 8', etc., as may be necessary to show entire building in the space allowed. Show inside dimensions and designation of each room. Indicate location of water and sewer connections. In space under heading "Details" show character of construction, story heights, etc.

Post Plan No.

O. Q. M. C.: Plan No. Building No. **306**

Place Fort McDowell, Angel Island, California (North Garrison)
 Designation of building Cottage, Non-Commissioned Officer's Quarters Capacity 1 N.C.O.
 Total cost, \$ 1,200.00 Date completed 1908
 Material: Walls Wood and Plaster Foundation Wood beams on concrete posts
 Roof Composition shingles Floors Wood floor and flooring
 Total floor area above basement, square feet 713
 Size: Main building 22' X 32'6" Wings (rear) 9' X 12' Basement None
 a Not heated Height of first floor above ground 18"
 (How heated)
 b None How lighted Electricity
 (Type of heat) Water connections Yes
 c None Sewer connections Yes
 (Type of domestic hot water heater) Gas connections None

COOKING RANGES INSTALLED

Coal, No.
 Gas, No. None
 Electric, No. None
 Oil, No. None
 Steam, No. None

METERS INSTALLED

Gas, No. None
 Electric, No. 1 - ea.
 Oil, No. None
 Steam, No. None
 Water, No. 1 - ea.


Authority contained in Radio from the
 Quartermaster General, dated 12/20/40.

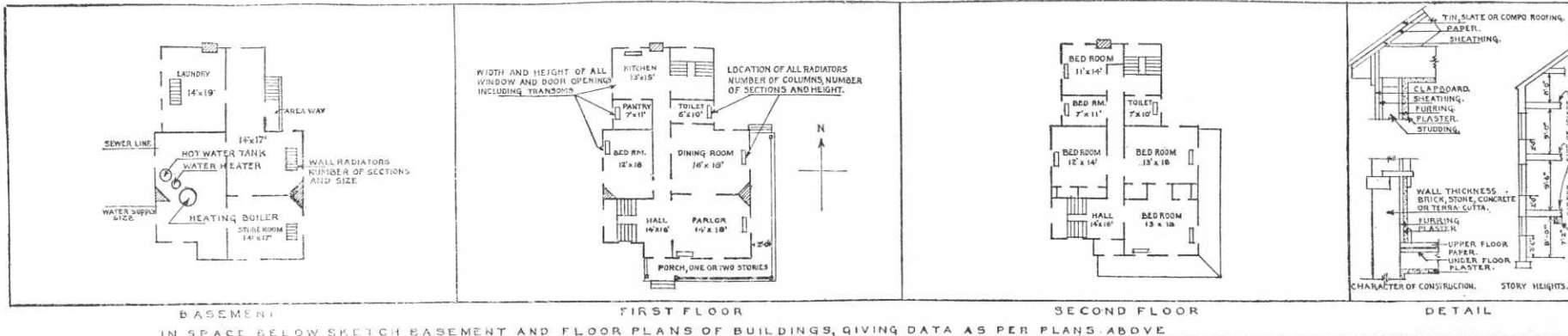
ADDITIONS AND INSTALLATIONS

(Below enter chronologically all modifications, additions, introductions of water, sewer, lights, heating, etc.)

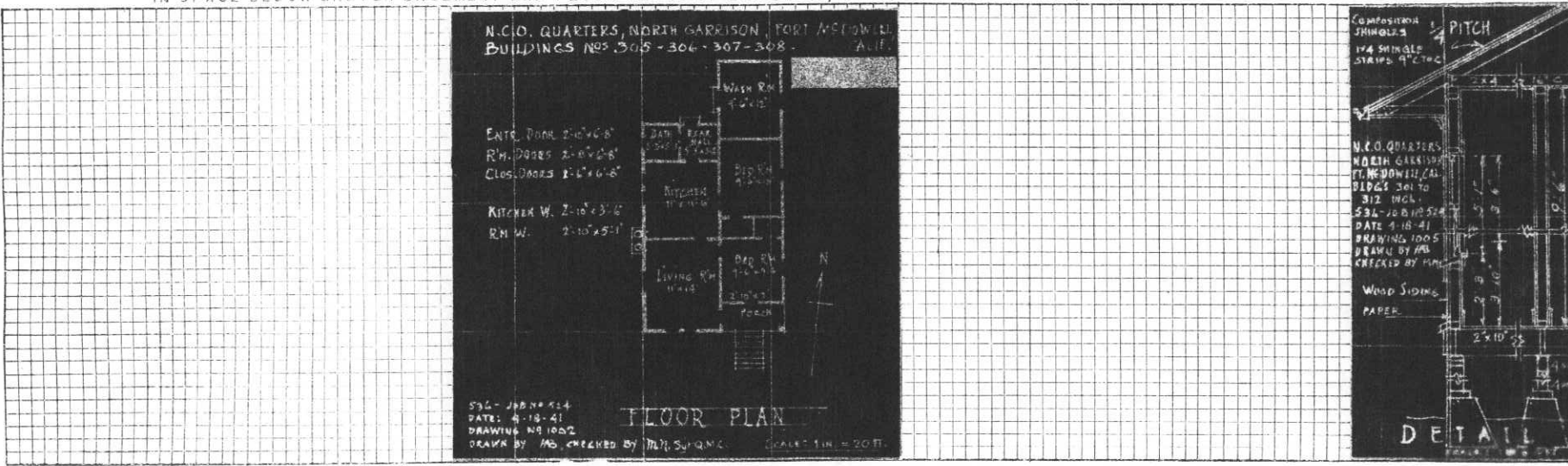
| DATE | | COST | DATE | COST |
|-----------------|---|------|------|------|
| <u>12-20-40</u> | <u>Authority contained in Radio from the Quartermaster General, dated 12/20/40.</u> | | | |
| | | | | |
| | | | | |
| | | | | |
| | | | | |
| | | | | |
| | | | | |
| | | | | |
| | | | | |
| | | | | |
| | | | | |
| | | | | |
| | | | | |
| | | | | |
| | | | | |
| | | | | |
| | | | | |
| | | | | |
| | | | | |
| | | | | |
| | | | | |
| | | | | |
| | | | | |
| | | | | |
| | | | | |
| | | | | |

INSTRUCTIONS.—“a” State whether heated from central heating or by individual heating plants, stoves, furnaces, or fireplaces.
 “b” State whether steam, vapor, hot water, or hot air.
 “c” State whether gas, coal, oil, or central heating plant.





IN SPACE BELOW SKETCH BASEMENT AND FLOOR PLANS OF BUILDINGS, GIVING DATA AS PER PLANS ABOVE



REMARKS

- Installations as found in building upon transfere from immigration Station;
- 1 ea. Meter, Electric, No. 37-127-B
 - 1 ea. Meter, Water, Neptune, No. 4172846
 - 1 ea. Bowl, toilet, w/seat, High Tank
 - 1 ea. Sink, kitchen
 - 1 ea. Tub, bath, Iron enamel
 - 1 ea. Tub, laundry
 - 1 ea. Tank, hot water, 30-gal.

INSTRUCTIONS

If plans of building are available, forward copy of same showing information called for above. These plans should be checked against the building and any variations from same in the building as constructed should be noted.

If plans are not available make sketch plans and elevation in spaces above. The plans shown are typical of "quarters." Similar plans may be made for all types of buildings. There are 10 squares to the inch. Each square will represent 1', 2', 4', or 8', etc., as may be necessary to show entire building in the space allowed. Show inside dimensions and designation of each room. Indicate location of water and sewer connections. In space under heading "Details" show character of construction, story heights, etc.

Post Plan No.

O. Q. M. C.: Plan No. Building No. 305

Place Fort McDowell, Angel Island, California (North Garrison)
Designation of building Cottage, Non-Commissioned Officer's Quarters Capacity 1
Total cost, \$ 1,200.00 Date completed 1908
Material: Walls Wood and Plaster Foundation Food Beams on concrete posts
Roof Composition shingles Floors Wood floor and flooring
Total floor area above basement, square feet 713
Size: Main building 22' X 32' 6" Wings (Rear) 9' X 12' Basement None
a Not heated Height of first floor above ground 13"
(How heated)
None How lighted Electricity
b (Type of heat)
None Water connections Yes
c Sewer connections Yes
(Type of domestic hot water heater) Gas connections None
COOKING RANGES INSTALLED **METERS INSTALLED**
Coal, No. _____ Gas, No. None
Gas, No. None Electric, No. 1- ea
Electric, No. None Oil, No. None
Oil, No. None Steam, No. None
Steam, No. None Water, No. 1- ea.



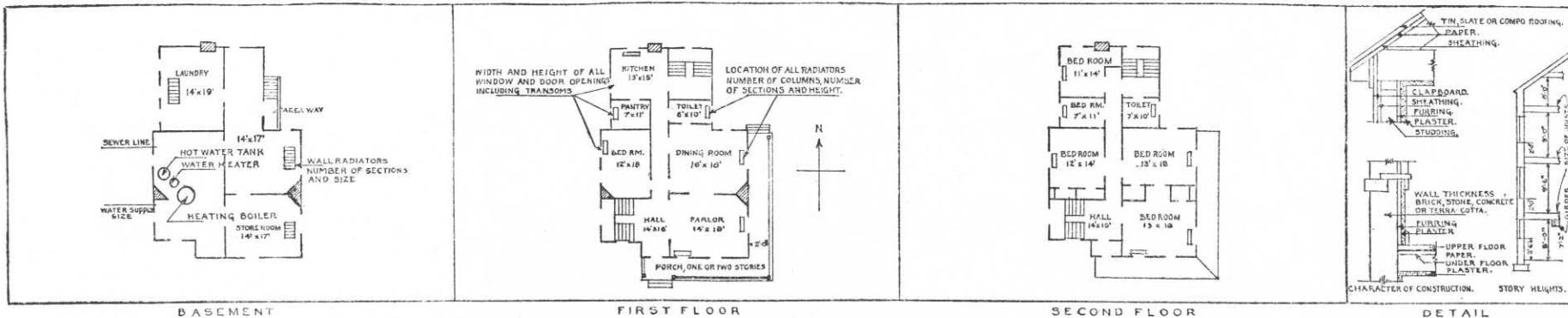
Authority contained in radio from the
Quartermaster General, dated 12/20/40.

ADDITIONS AND INSTALLATIONS

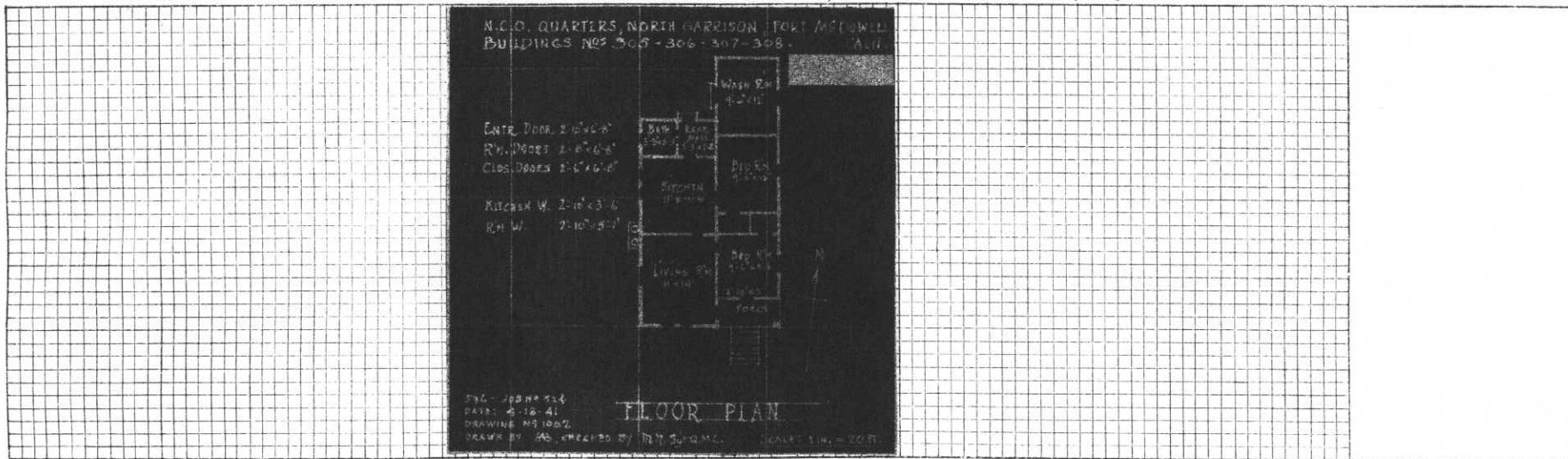
(Below enter chronologically all modifications, additions, introductions of water, sewer, lights, heating, etc.)

| DATE | | COST | DATE | | COST |
|---------|---|------|------|--|------|
| 11-7-42 | INSTALLED: Window Shades Vou, C-175-3 6 ea. 38" x 5' @ 1.073 | 6.44 | | | |
| | | | | | |
| | | | | | |
| | | | | | |
| | | | | | |
| | | | | | |
| | | | | | |
| | | | | | |
| | | | | | |
| | | | | | |
| | | | | | |
| | | | | | |
| | | | | | |
| | | | | | |
| | | | | | |
| | | | | | |
| | | | | | |
| | | | | | |
| | | | | | |
| | | | | | |
| | | | | | |
| | | | | | |
| | | | | | |
| | | | | | |
| | | | | | |
| | | | | | |

INSTRUCTIONS.—"a" State whether heated from central heating or by individual heating plants, stoves, furnaces, or fireplaces.
"b" State whether steam, vapor, hot water, or hot air.
"c" State whether gas, coal, oil, or central heating plant.



IN SPACE BELOW SKETCH BASEMENT AND FLOOR PLANS OF BUILDINGS, GIVING DATA AS PER PLANS ABOVE



REMARKS

Installations as found in building upon transfers from Immigration Service.

- 1- ea. Meter, Electric, Westinghouse, No. 37-196-B
- 1- ea. Meter, Water, Neptune, No. 4172848
- 1- ea. Bowl, toilet w/ seat, High Park
- 1- ea. Sink, kitchen
- 1- ea. Tub, Bath, Iron Enamel
- 1- ea. Tub, Laundry
- 1- ea. Tank, Hot Water, 30-gal.

INSTRUCTIONS

If plans of building are available, forward copy of same showing information called for above. These plans should be checked against the building and any variations from same in the building as constructed should be noted.

If plans are not available make sketch plans and elevation in spaces above. The plans shown are typical of "quarters." Similar plans may be made for all types of buildings. There are 10 squares to the inch. Each square will represent 1', 2', 4', or 8', etc., as may be necessary to show entire building in the space allowed. Show inside dimensions and designation of each room. Indicate location of water and sewer connections. In space under heading "Details" show character of construction, story heights, etc.

Post Plan No.

O. Q. M. G.: Plan No. Building No. 304

(North Garrison)

Place Fort McDowell, Angel Island, California
Designation of building Cottage, Non-Commissioned Officer's Quarters Capacity 1- N.C.O.
Total cost, \$ 1,200.00 Date completed 1908.
Material: Walls Wood and Plaster Foundation Wood Beams on concrete Posts
Roof Composition Shingles Floors Wood Floors and flooring
Total floor area above basement, square feet 605
Size: Main building 22' X 32'6" Wings None Basement None
a Not Heated Height of first floor above ground 18"
(How heated.)
b None How lighted Electricity
(Type of heat)
c None Water connections Yes
(Type of domestic hot water heater) Sewer connections Yes
Gas connections None

COOKING RANGES INSTALLED

Coal, No.
Gas, No. None
Electric, No. None
Oil, No. None
Steam, No. None

METERS INSTALLED

Gas, No. None
Electric, No. 1- ea.
Oil, No. None
Steam, No. None
Water, No. 1- ea.

Authority contained in radio from the
Quartermaster General, dated 12/20/40.

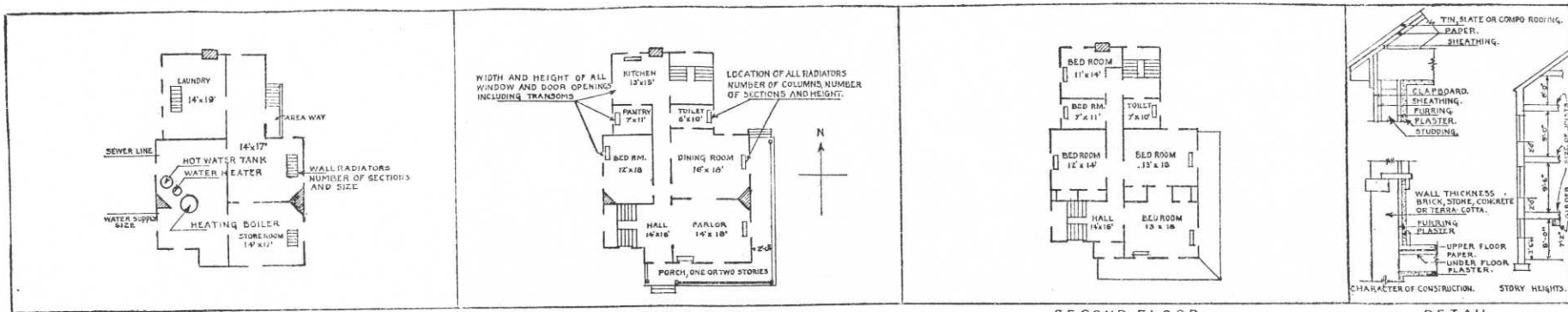
ADDITIONS AND INSTALLATIONS

(Below enter chronologically all modifications, additions, introductions of water, sewer, lights, heating, etc.)


| DATE | | COST | DATE | COST |
|---------|--|----------|------|------|
| 7-10-42 | INSTALLED: Vou C-2-3, 13 ea Shades window, assorted sizes and colors @ \$ 1.17 | \$ 15.21 | | |
| | | | | |
| | | | | |
| | | | | |
| | | | | |
| | | | | |
| | | | | |
| | | | | |
| | | | | |
| | | | | |
| | | | | |
| | | | | |
| | | | | |
| | | | | |
| | | | | |

INSTRUCTIONS.—"a" State whether heated from central heating or by individual heating plants, stoves, furnaces, or fireplaces.
"b" State whether steam, vapor, hot water, or hot air.
"c" State whether gas, coal, oil, or central heating plant.





BASEMENT FIRST FLOOR SECOND FLOOR
 IN SPACE BELOW SKETCH BASEMENT AND FLOOR PLANS OF BUILDINGS, GIVING DATA AS PER PLANS ABOVE




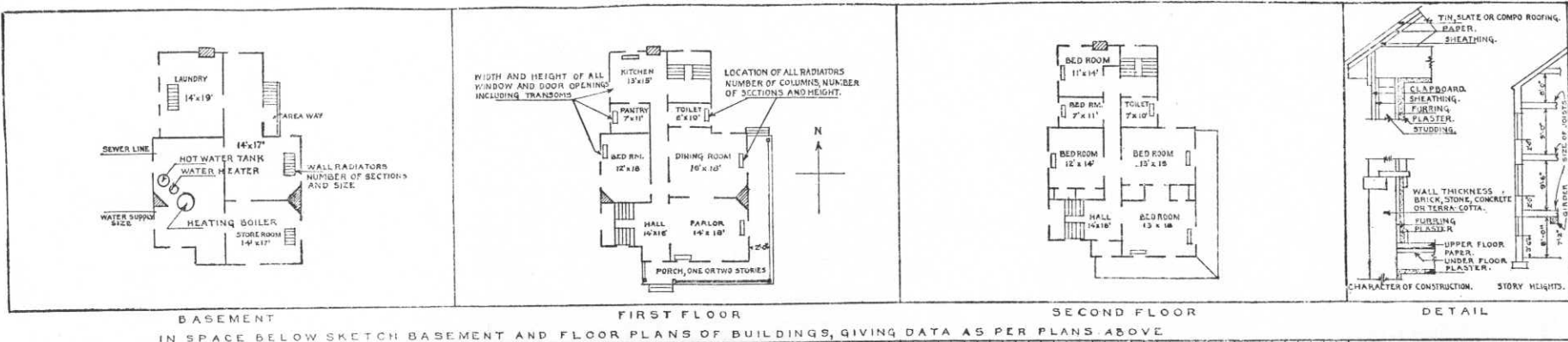
REMARKS

- Installations as found in building upon transference from immigration Service.
- 1- ea. Meter, Electric, Westinghouse, 36-966-B
 - 1- ea. Meter, Water, Neptune No. 4172851
 - 1- ea. Bowl, Toilet, w/seat, High Tank
 - 1- ea. Sink, Kitchen, Iron Enamel
 - 1- ea. Tub, bath, Iron enamel
 - 1- ea. Tub, Laundry, G.I.
 - 1- ea. Tank, Hot water, 30 gal.

INSTRUCTIONS

If plans of building are available, forward copy of same showing information called for above. These plans should be checked against the building and any variations from same in the building as constructed should be noted.

If plans are not available make sketch plans and elevation in spaces above. The plans shown are typical of "quarters." Similar plans may be made for all types of buildings. There are 10 squares to the inch. Each square will represent 1', 2', 4', or 8', etc., as may be necessary to show entire building in the space allowed. Show inside dimensions and designation of each room. Indicate location of water and sewer connections. In space under heading "Details" show character of construction, story heights, etc.



REMARKS

Installations as found in buildings upon transfere from immigration station

- 1 ea. Meter, Electric, Westinghouse, No. 36-997-B
- 1 ea. Meter, Water, Neptune, No. 4172854
- 1 ea. Bowl, toilet, w/seat, high tank
- 1 ea. Sink, Kitchen, complete
- 1 ea. Tub, Bath, Iron, Enamel
- 1 ea. Tub, laundry, double
- 1 ea. Tank, Hot Water, 30-gal.

INSTRUCTIONS

If plans of building are available, forward copy of same showing information called for above. These plans should be checked against the building and any variations from same in the building as constructed should be noted.

If plans are not available make sketch plans and elevation in spaces above. The plans shown are typical of "quarters." Similar plans may be made for all types of buildings. There are 10 squares to the inch. Each square will represent 1', 2', 4', or 8', etc., as may be necessary to show entire building in the space allowed. Show inside dimensions and designation of each room. Indicate location of water and sewer connections. In space under heading "Details" show character of construction, story heights, etc.

Post Plan No. _____

O. Q. M. G.: Plan No. _____ Building No. 302

Place Fort McDowell, Angel Island, California (North Garrison)
Designation of building Cottage, Non-Commissioned Officer's Quarters Capacity 1- N.C.O.
Total cost, \$ 1,200.00 Date completed 1908
Material: Walls Wood and Plaster Foundation Wood beams on concrete posts.
Roof Composition shingles Floors Wood floors and flooring.
Total floor area above basement, square feet 605
Size: Main building 22' by 32' 6" Wings None Basement None
a Not Heated Height of first floor above ground 12"
(How heated)
b None How lighted Electricity
(Type of heat) Water connections Yes
c None Sewer connections Yes
(Type of domestic hot water heater) Gas connections None



COOKING RANGES INSTALLED

Coal, No. _____
Gas, No. None
Electric, No. None
Oil, No. None
Steam, No. None

METERS INSTALLED

Gas, No. None
Electric, No. 1- ea.
Oil, No. None
Steam, No. None
Water, No. 1- ea.

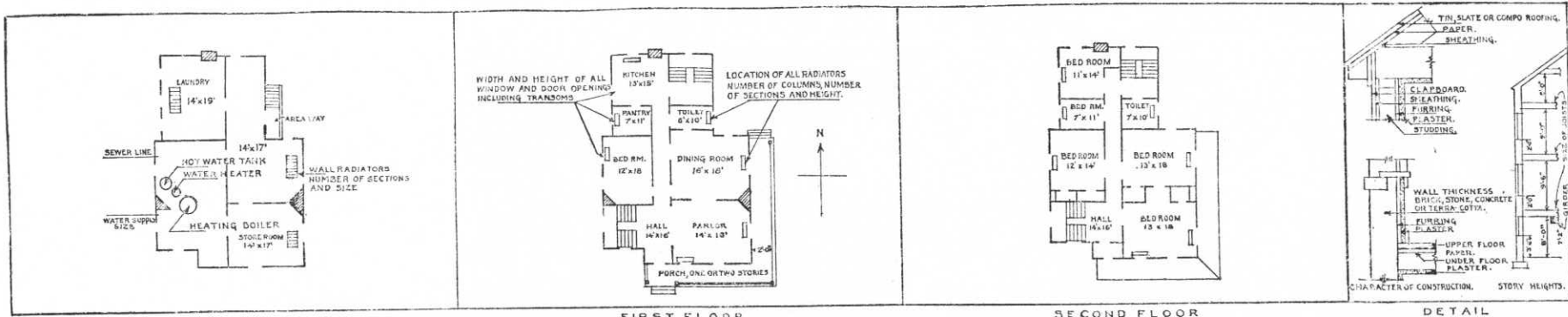
Authority contained in Radia from the
Quartermaster General, dated 12/20/40.

ADDITIONS AND INSTALLATIONS


(Below enter chronologically all modifications, additions, introductions of water, sewer, lights, heating, etc.)

| DATE | | COST | DATE | | COST |
|---------|--|-------|------|--|------|
| 10-1-42 | INSTALLED: Von. C-95-2 Shades, window. 9 ea. @ 1.31 | 11.79 | | | |
| | | | | | |
| | | | | | |
| | | | | | |
| | | | | | |
| | | | | | |
| | | | | | |
| | | | | | |
| | | | | | |
| | | | | | |
| | | | | | |
| | | | | | |
| | | | | | |
| | | | | | |
| | | | | | |
| | | | | | |
| | | | | | |
| | | | | | |
| | | | | | |
| | | | | | |
| | | | | | |
| | | | | | |
| | | | | | |

INSTRUCTIONS.—“a” State whether heated from central heating or by individual heating plants, stoves, furnaces, or fireplaces.
“b” State whether steam, vapor, hot water, or hot air.
“c” State whether gas, coal, oil, or central heating plant.



BASEMENT FIRST FLOOR SECOND FLOOR DETAIL
 IN SPACE BELOW SKETCH BASEMENT AND FLOOR PLANS OF BUILDINGS, GIVING DATA AS PER PLANS ABOVE




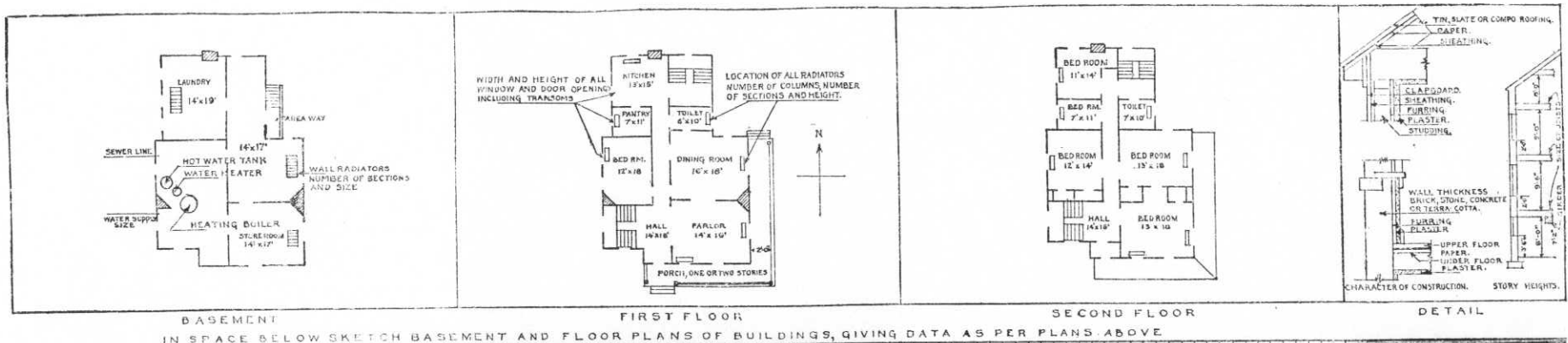
REMARKS

- Installations as found in building upon transfere
 from Immigration Service;
- 1- ea. Meter, Electric, Westinghouse, No. 36-956-B
 - 1- ea. Meter, Water, Neptune, No. 4172852
 - 1- ea. Bowl, Toilet, w/seat, High tank
 - 1- ea. Sink, kitchen
 - 1- ea. Tub, Bath, Iron Eramel
 - 1- ea. Tank, Hot water, 30 gal.

INSTRUCTIONS

If plans of building are available, forward copy of same showing information called for above. These plans should be checked against the building and any variations from same in the building as constructed should be noted.

If plans are not available make sketch plans and elevation in spaces above. The plans shown are typical of "quarters." Similar plans may be made for all types of buildings. There are 10 squares to the inch. Each square will represent 1', 2', 4', or 8', etc., as may be necessary to show entire building in the space allowed. Show inside dimensions and designation of each room. Indicate location of water and sewer connections. In space under heading "Details" show character of construction, story heights, etc.



REMARKS

- Installations as found in building upon transfere
 from the Immigration Service;
- 1- ea. Meter, Electric, Westinghouse, No. 37-246-B
 - 1- ea. Meter, Water, Neptune, No. 4172850
 - 1- ea. Bowl, Toilet, w/seat, High Tank
 - 1- ea. Sink, kitchen
 - 1- ea. Tub, bath, Iron Enamel
 - 1- ea. Tub, Laundry, G.I.
 - 1- ea. Tank, Hot Water

INSTRUCTIONS


If plans of building are available, forward copy of same showing information called for above. These plans should be checked against the building and any variations from same in the building as constructed should be noted.

If plans are not available make sketch plans and elevation in spaces above. The plans shown are typical of "quarters." Similar plans may be made for all types of buildings. There are 10 squares to the inch. Each square will represent 1', 2', 4', or 8', etc., as may be necessary to show entire building in the space allowed. Show inside dimensions and designation of each room. Indicate location of water and sewer connections. In space under heading "Details" show character of construction, story heights, etc.

Post Plan No. 536-369

O.Q.M.G.: Plan No. _____ Building No. 156

Place Fort McDowell, Angel Island, California, (East Garrison)
 Designation of building Fire Shed *1000 Gallon* Capacity 2 Hose Carts
 Total cost, \$ 200.00 Date completed May 1911
 Material: Walls Stucco Foundation Cement
 Roof Tile Floors Cement
 Total floor area above basement, square feet 353
 Size: Main building 19'3" x 18'4" Wings - - Basement - -
 a Not Heated Height of first floor above ground Ground level
 (How heated) _____ How lighted Not lighted
 b - - (Type of heat) _____ Water connections None
 c - - (Type of domestic hot water heater) _____ Sewer connections None
 Gas connections None



COOKING RANGES INSTALLED
(Give quantity and size)

Coal - -
 Gas - -
 Electric - -
 Oil - -
 Steam - -

REFRIGERATORS INSTALLED
(Give quantity and size)

Gas - -
 Electric - -
 Ice - -

METERS INSTALLED
(Give quantity and capacity)

Gas - -
 Electric - -
 Oil - -
 Steam - -
 Water - -

ADDITIONS AND INSTALLATIONS

(Below enter chronologically all modifications, additions, introductions of water, sewer, lights, heating, etc.)

| DATE | | COST | DATE | | COST |
|-----------|---|----------|------|--|------|
| May, 1939 | Replacement in concrete & wood by WPA labor and material - QMC 105, 11/14/38, Approved 12/16/38, C.G. | \$859.85 | | | |
| | | | | | |
| | | | | | |
| | | | | | |
| | | | | | |
| | | | | | |
| | | | | | |
| | | | | | |
| | | | | | |

INSTRUCTIONS.—“a” State whether heated from central heating or by individual heating plants, stoves, furnaces, or fireplaces.
 “b” State whether steam, vapor, hot water, or hot air.
 “c” State whether gas, coal, oil, or central heating plant.

See reverse side of form.

Post Plan No.

O. Q. M. G.: Plan No. Building No. 154

Place Fort McDowell, Angel Island, California. (East Garrison)

Designation of building Hot House Capacity 2,500 cu.ft.

Total cost, \$ 450.00 Date completed 1918

Material: Walls Frame and Glass Foundation Wood

Roof Glass Floors Earth

Total floor area above basement, square feet 220

Size: Main building 12'0" X 21'0" Wings None Basement None

a None Height of first floor above ground Ground Level
(How heated)

b None How lighted Not lighted
(Type of heat)

c None Water connections Yes
(Type of domestic hot water heater)

COOKING RANGES INSTALLED METERS INSTALLED


Coal, No. None Gas, No. None

Gas, No. None Electric, No. None

Electric, No. None Oil, No. None

Oil, No. None Steam, No. None

Steam, No. None Water, No. None



ADDITIONS AND INSTALLATIONS

(Below enter chronologically all modifications, additions, introductions of water, sewer, lights, heating, etc.)

| DATE | | COST | DATE | | COST |
|---------|--|--------|------|--|------|
| 3-15-39 | Inst 1125: 5 ea Tanks, culv. iron, 500-gal. cap. | 750.00 | | | |
| | Inst 1125 in area for steamers of water for pest systems. (150.00 each) Vou. 3-1125-9 | 750.00 | | | |
| 1/20/40 | Installed on Vou C-830: 2 ea Tables, nursery (\$1.50 each) | 3.00 | | | |
| | | | | | |
| | | | | | |
| | | | | | |
| | | | | | |
| | | | | | |
| | | | | | |
| | | | | | |
| | | | | | |
| | | | | | |
| | | | | | |

INSTRUCTIONS.—"a" State whether heated from central heating or by individual heating plants, stoves, furnaces, or fireplaces.
"b" State whether steam, vapor, hot water, or hot air.
"c" State whether gas, coal, oil, or central heating plant.

Post Plan No. 536-437

O.Q.M.G.: Plan No. Building No. 151

Place Fort McDowell, Angel Island California (East Garrison) ~~1 H&L Truck~~
 Designation of building ~~Fire Station and Ambulance Shed~~ Capacity ~~1 Ambulance~~
 Total cost, \$ 250:00 (Est) Date completed 1919
 Material: Walls Stucco Foundation Cement
 Roof Tile Floors Cement
 Total floor area above basement, square feet 772
 Size: Main building 24' x 31' Wings - - Basement - -
 a Not Heated Height of first floor above ground Ground level
 (How heated)
 b How lighted Electricity
 (Type of heat)
 c Water connections - -
 Sewer connections - -
 Gas connections - -
 (Type of domestic hot water heater)



COOKING RANGES INSTALLED (Give quantity and size)
 Coal - -
 Gas - -
 Electric - -
 Oil - -
 Steam - -

REFRIGERATORS INSTALLED (Give quantity and size)
 Gas - -
 Electric - -
 Ice - -

METERS INSTALLED (Give quantity and capacity)
 Gas - -
 Electric - -
 Oil - -
 Steam - -
 Water - -

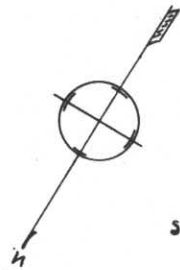
ADDITIONS AND INSTALLATIONS

(Below enter chronologically all modifications, additions, introductions of water, sewer, lights, heating, etc.)

| DATE | | COST | DATE | | COST |
|---------|---|-----------|------|--|------|
| 6/12/40 | Rehabilitated and enlarged to accommodate 1 Hook & Ladder truck and 1 Ambulance. Cost includes \$1681.78 for WPA labor. | \$2017.96 | | | |
| | | | | | |
| | | | | | |
| | | | | | |
| | | | | | |
| | | | | | |
| | | | | | |
| | | | | | |
| | | | | | |
| | | | | | |
| | | | | | |
| | | | | | |
| | | | | | |
| | | | | | |
| | | | | | |
| | | | | | |
| | | | | | |
| | | | | | |
| | | | | | |
| | | | | | |
| | | | | | |
| | | | | | |

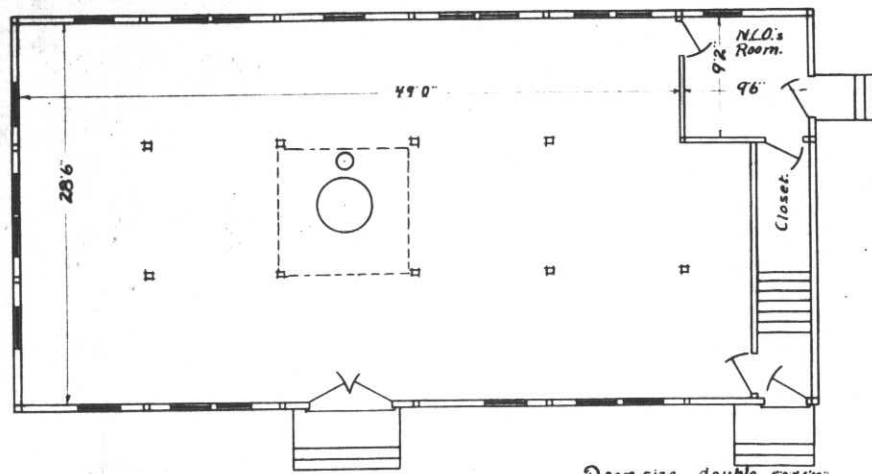
INSTRUCTIONS.—“a” State whether heated from central heating or by individual heating plants, stoves, furnaces, or fireplaces.
 “b” State whether steam, vapor, hot water, or hot air.
 “c” State whether gas, coal, oil, or central heating plant.

26 copies



Size of all windows 2'10" x 5'0"

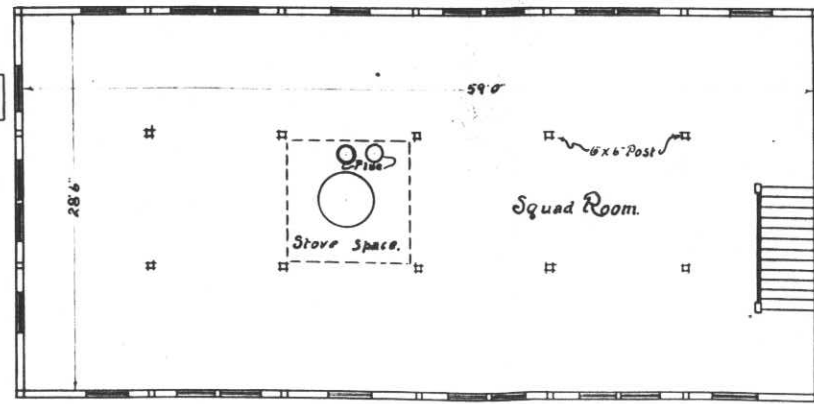
No water or sewer connections.



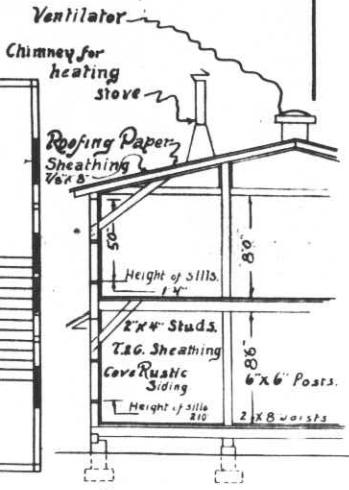
FIRST FLOOR PLAN.

Door size double socket
Other doors 2'10" x 6'10"

SCALE 1/8" = 1'-0"



SECOND FLOOR PLAN.



Character of Construction

Bldg. # 120
Drawn by, clark
Checked by, J. A. GREEN

Post Plan No.

O. Q. M. G.: Plan No. Unknown Building No. 121

Place Fort McDowell, Angel Island, California. (East Garrison) 60 men
 Designation of building Barracks (Temporary) Capacity 64 men
 Total cost, \$ 2500.00 Date completed May 1918
 Material: Walls Wood Foundation Wood
 Roof Malthoid Floors Wood
 Total floor area above basement, square feet 3600
 Size: Main building 30'0" x 60'0" Wings None Basement None
 a Stoves Height of first floor above ground 4'
 (How heated)
 b Coal How lighted Electricity
 (Type of heat)
 c None Water connections None
 (Type of domestic hot water heater) Sewer connections None
 Gas connections None

COOKING RANGES INSTALLED

Coal, No. None **METERS INSTALLED**
 Gas, No. None Gas, No. None
 Electric, No. None Electric, No. 7892156
 Oil, No. None Oil, No. None
 Steam, No. None Steam, No. None
 Water, No. None



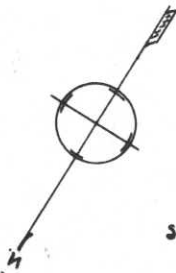
ADDITIONS AND INSTALLATIONS

(Below enter chronologically all modifications, additions, introductions of water, sewer, lights, heating, etc.)

| DATE | COST | DATE | COST |
|------|------|------|------|
| | | | |
| | | | |
| | | | |
| | | | |
| | | | |
| | | | |
| | | | |
| | | | |
| | | | |
| | | | |
| | | | |
| | | | |
| | | | |
| | | | |
| | | | |
| | | | |
| | | | |
| | | | |
| | | | |
| | | | |
| | | | |
| | | | |
| | | | |
| | | | |
| | | | |

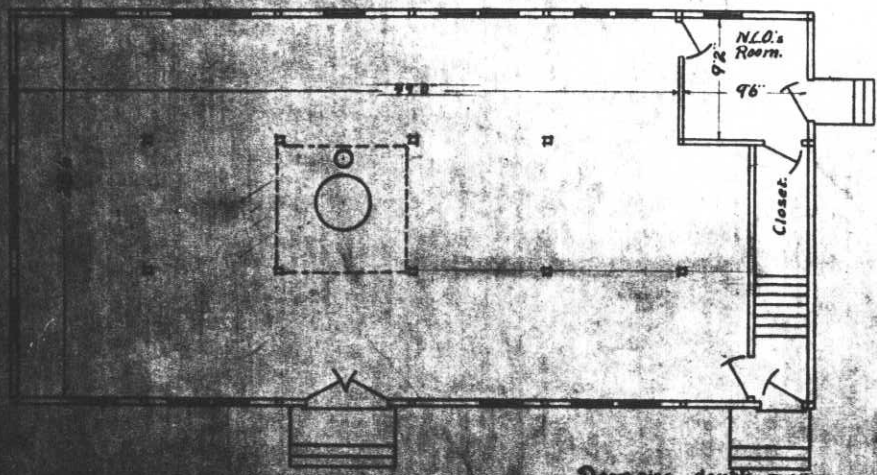
INSTRUCTIONS.—“a” State whether heated from central heating or by individual heating plants, stoves, furnaces, or fireplaces.
 “b” State whether steam, vapor, hot water, or hot air.
 “c” State whether gas, coal, oil, or central heating plant.

See reverse side of form.

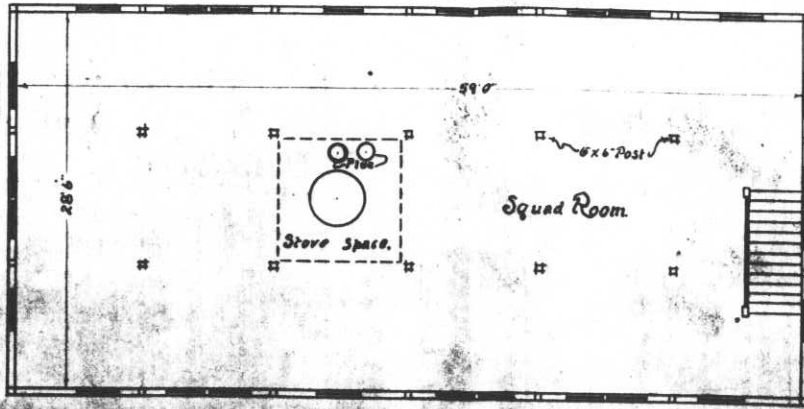


Size of all windows 2'10" x 5'0"

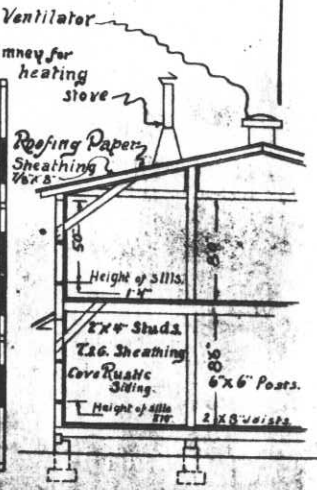
No water or sewer connections.



FIRST FLOOR PLAN



SECOND FLOOR PLAN




Character of Construction

Buildg. #121
Drawn by, *staff*
Checked by, *H. H. Brown*

Post Plan No. _____

O. Q. M. G.: Plan No. Unknown Building No. 122

Place Fort McDowell, Angel Island, California. (East Garrison)
 Designation of building Bath House and Latrine (Temporary) Capacity 20 - men
 Total Cost, \$ 800.00 Date completed July 1918
 Material: Walls Wood Foundation Wood
 Roof Malthoid Floors Concrete
 Total floor area above basement, square feet 700
 Size: Main building 20'0" x 35'0" Wings None Basement None
 a None _____ Height of first floor above ground Ground Level
 (How heated) _____
 b None _____ How lighted Electricity
 (Type of heat) _____
 c Tobasco#300, connected with 500 gal H.W. boiler Water connections Yes
 (Type of domestic hot water heater) _____ Sewer connections Yes
 Gas connections None
 COOKING RANGES INSTALLED METERS INSTALLED
 Coal, No. None _____ Gas, No. None _____
 Gas, No. None _____ Electric, No. 7893156(in#121) _____
 Electric, No. None _____ Oil, No. None _____
 Oil, No. None _____ Steam, No. None _____
 Steam, No. None _____ Water, No. None _____



ADDITIONS AND INSTALLATIONS

(Below enter chronologically all modifications, additions, introductions of water, sewer, lights, heating, etc.)

| DATE | | COST | DATE | | DATE |
|------|--|------|------|--|------|
| | | | | | |
| | | | | | |
| | | | | | |
| | | | | | |
| | | | | | |
| | | | | | |
| | | | | | |
| | | | | | |
| | | | | | |
| | | | | | |
| | | | | | |
| | | | | | |
| | | | | | |
| | | | | | |
| | | | | | |
| | | | | | |
| | | | | | |
| | | | | | |

INSTRUCTIONS—"a" State whether heated from central heating or by individual heating plants, stoves, furnaces, or fireplaces.
 "b" State whether steam, vapor, hot water, or hot air.
 "c" State whether gas, coal, oil, or central heating plant.

See reverse side of form.

Post Plan No. _____

O. Q. M. G.: Plan No. Unknown Building No. 125

Place Fort McDowell, Angel Island, California. (East Garrison) 60 men
Designation of building Barracks (Temporary) Capacity 64 - men -
Total Cost, \$ 2500.00 Date completed June 1918
Material: Walls Wood Foundation Wood
Roof Malthoid Floors Wood
Total floor area above basement, square feet 3600
Size: Main building 30'0" x 60'0" Wings None Basement None
a Stoves (How heated) Height of first floor above ground 4'
b Coal (Type of heat) How lighted Electricity
c None (Type of domestic hot water heater) Water connections None
Sewer connections None
Gas connections None
COOKING RANGES INSTALLED METERS INSTALLED
Coal, No. None Gas, No. None
Gas, No. None Electric, No. 10065691
Electric, No. None Oil, No. None
Oil, No. None Steam, No. None
Steam, No. None Water, No. None



ADDITIONS AND INSTALLATIONS

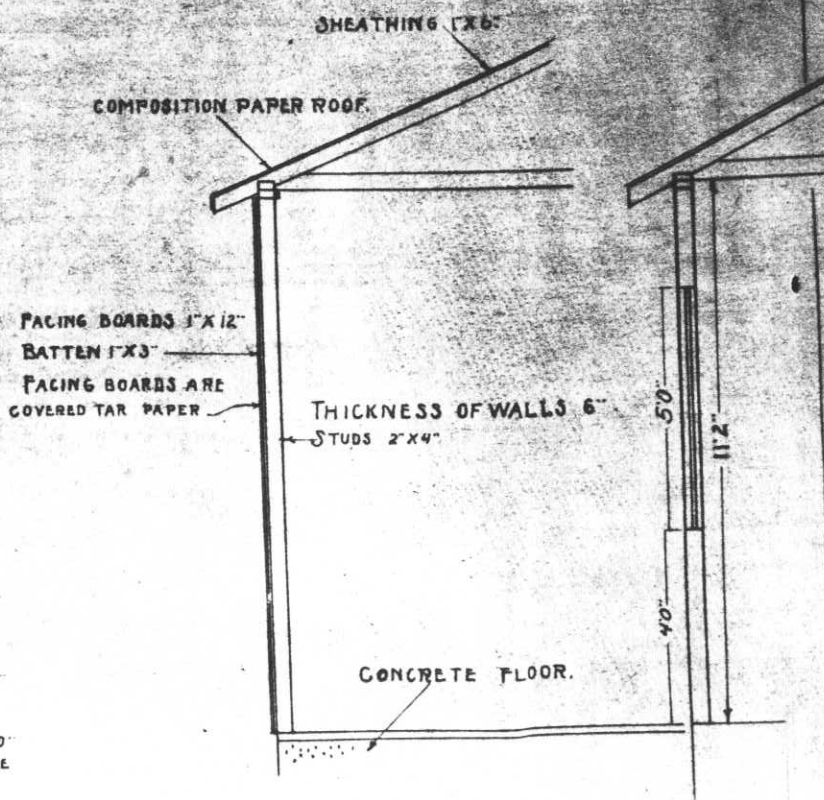
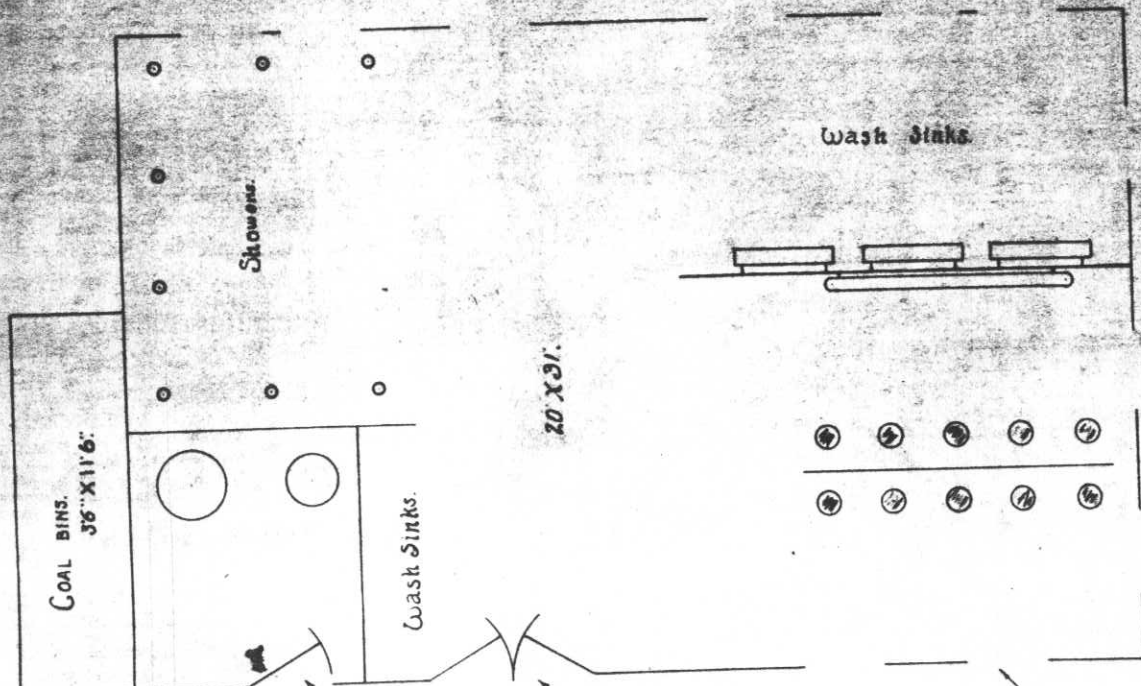
(Below enter chronologically all modifications, additions, introductions of water, sewer, lights, heating, etc.)

| DATE | COST | DATE | DATE |
|------|------|------|------|
| | | | |
| | | | |
| | | | |
| | | | |
| | | | |
| | | | |
| | | | |
| | | | |
| | | | |
| | | | |
| | | | |
| | | | |
| | | | |
| | | | |
| | | | |
| | | | |
| | | | |
| | | | |
| | | | |
| | | | |
| | | | |
| | | | |

INSTRUCTIONS—"a" State whether heated from central heating or by individual heating plants, stoves, furnaces, or fireplaces.
"b" State whether steam, vapor, hot water, or hot air.
"c" State whether gas, coal, oil, or central heating plant.

See reverse side of form.

BLOG. NO. 122
DRAWN BY J.W.N.
CHECKED BY H.A.G.



DOUBLE DOOR SIZE
DOOR SIZE 26" X 68"


FLOOR PLAN.
Scale 1/4" = 1'0"

WINDOW 26" X 50"
ALL WINDOWS JAMB
SIZE.

Post Plan No. _____

O. Q. M. G.: Plan No. Unknown Building No. 123

Place Fort McDowell, Angel Island, California. (East Garrison)
 Designation of building Bath House and Latrine (Temporary) Capacity 20 - men
 Total Cost, \$ 800.00 Date completed June 1918.
 Material: Walls Wood Foundation Wood
 Roof Malthead Floors Concrete
 Total floor area above basement, square feet 700
 Size: Main building 20'0" x 35'0" Wings None Basement None
 a. None (How heated)
 b. None (Type of heat)
 c. Tobasco #300, connected with 500 gal H.W. boiler (Type of domestic hot water heater)
 COOKING RANGES INSTALLED
 Coal, No. None
 Gas, No. None
 Electric, No. None
 Oil, No. None
 Steam, No. None
 Height of first floor above ground Ground Level
 How lighted Electricity
 Water connections Yes
 Sewer connections Yes
 Gas connections None
 METERS INSTALLED
 Gas, No. None
 Electric, No. 5185238
 Oil, No. None
 Steam, No. None
 Water, No. None



ADDITIONS AND INSTALLATIONS

(Below enter chronologically all modifications, additions, introductions of water, sewer, lights, heating, etc.)

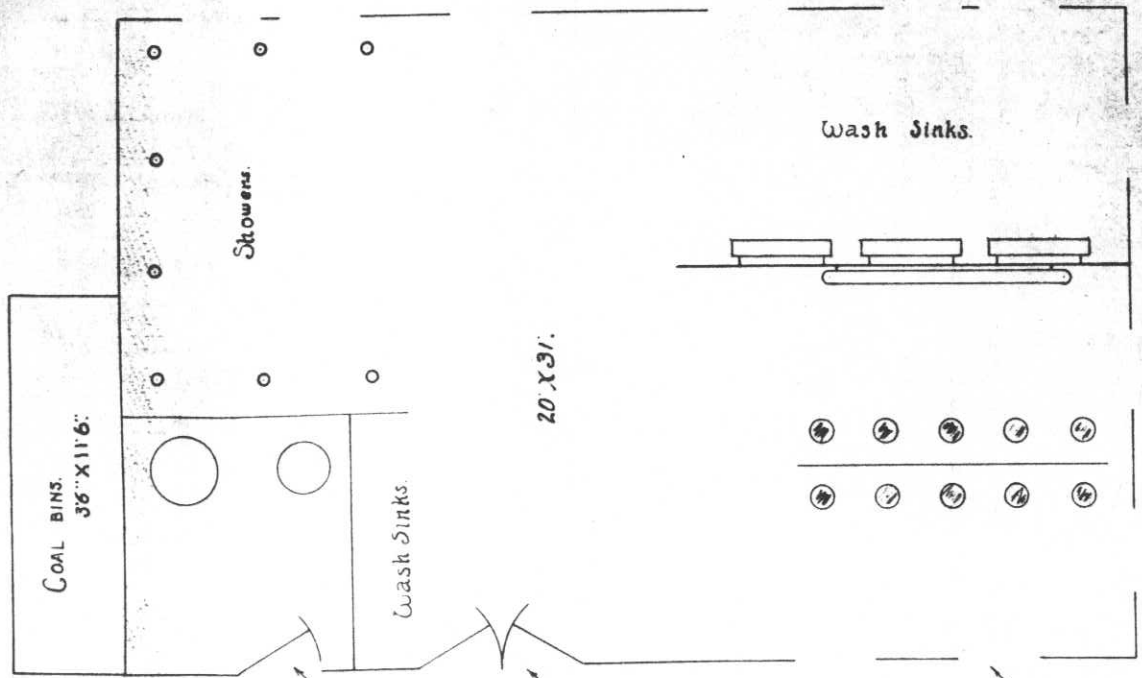
| DATE | COST | DATE | DATE |
|------|------|------|------|
| | | | |
| | | | |
| | | | |
| | | | |
| | | | |
| | | | |
| | | | |
| | | | |
| | | | |
| | | | |
| | | | |
| | | | |
| | | | |
| | | | |
| | | | |
| | | | |
| | | | |
| | | | |
| | | | |
| | | | |
| | | | |
| | | | |
| | | | |
| | | | |
| | | | |
| | | | |
| | | | |
| | | | |
| | | | |

INSTRUCTIONS—"a" State whether heated from central heating or by individual heating plants, stoves, furnaces, or fireplaces.
 "b" State whether steam, vapor, hot water, or hot air.
 "c" State whether gas, coal, oil, or central heating plant.

See reverse side of form.

32. *Copied*

BLOC. NO. 123
DRAWN BY, J.W.H.
CHECKED BY *N.A.G.*



DOOR SIZE 26 X 68"
DOUBLE DOOR SIZE.
FLOOR PLAN.
Scale 1/4" = 1'-0"

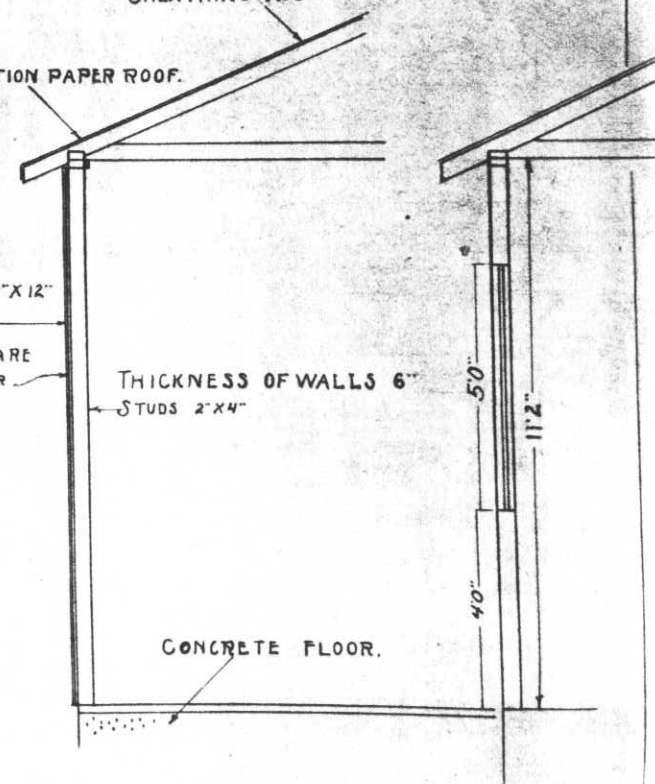
WINDOW 26 X 50"
ALL WINDOWS SAME
SIZE.

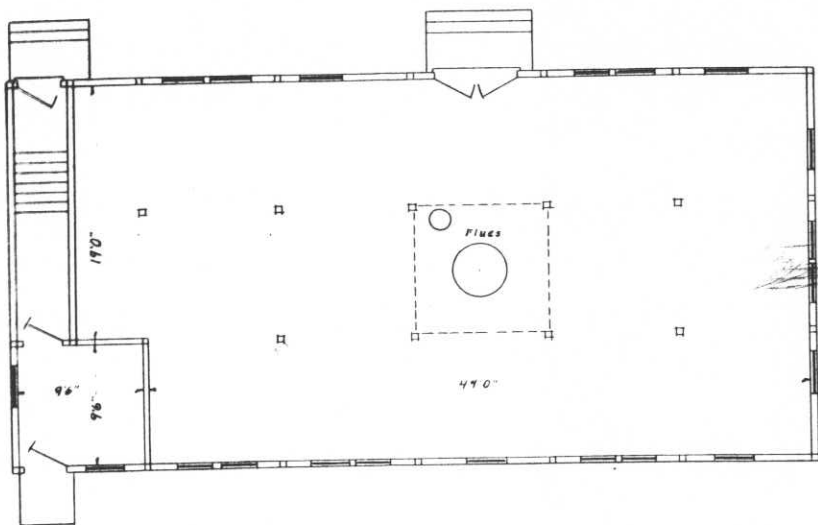
SHEATHING 1" X 6"
COMPOSITION PAPER ROOF.

FACING BOARDS 1" X 12"
BATTEN 1" X 3"
FACING BOARDS ARE
COVERED TAR PAPER

THICKNESS OF WALLS 6"
STUDS 2" X 4"

CONCRETE FLOOR.

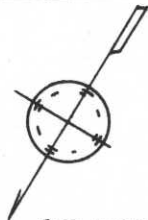




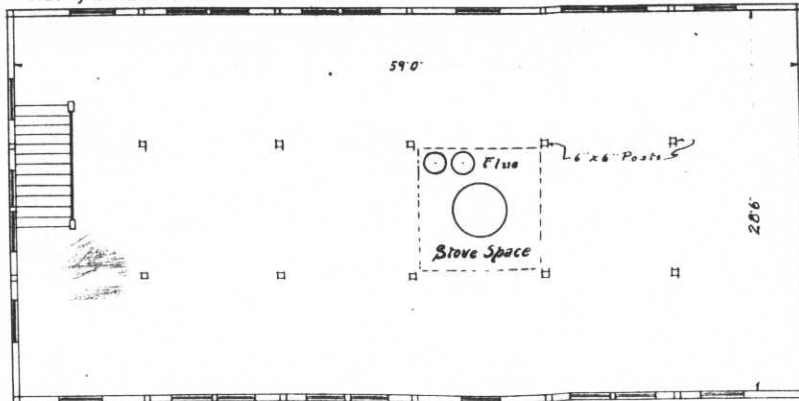
FIRST FLOOR PLAN

Doors, double Size 50 x 610
Other doors 210 x 610

SCALE 1/8" = 1'

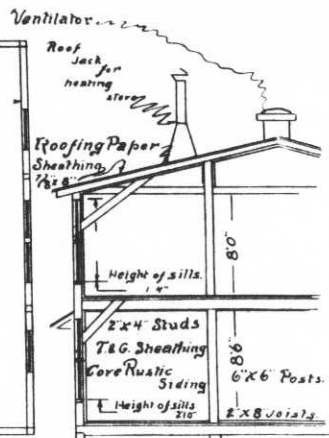


Size of all windows 2'10" x 6'0"



No water or sewer connections

SECOND FLOOR PLAN



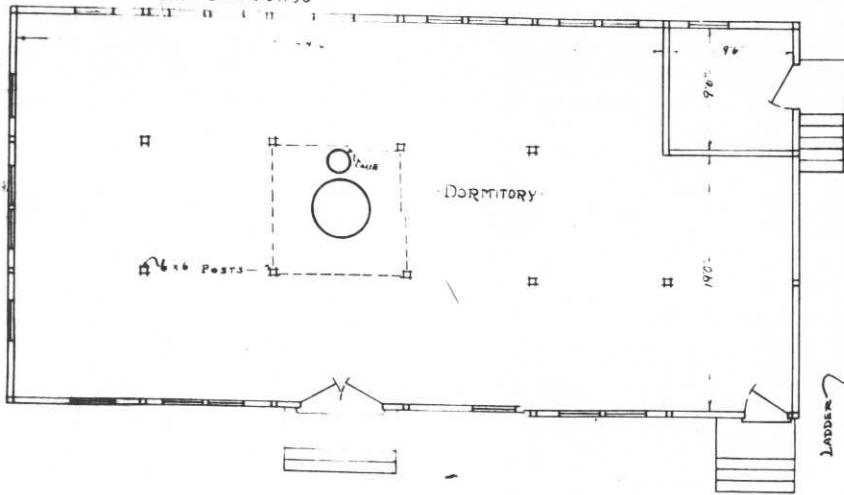
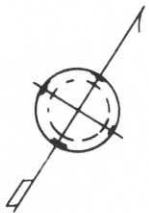
Character of Construction

Bldg. 124
Drawn by JWH
Checked by N. & J. West.

NOTES

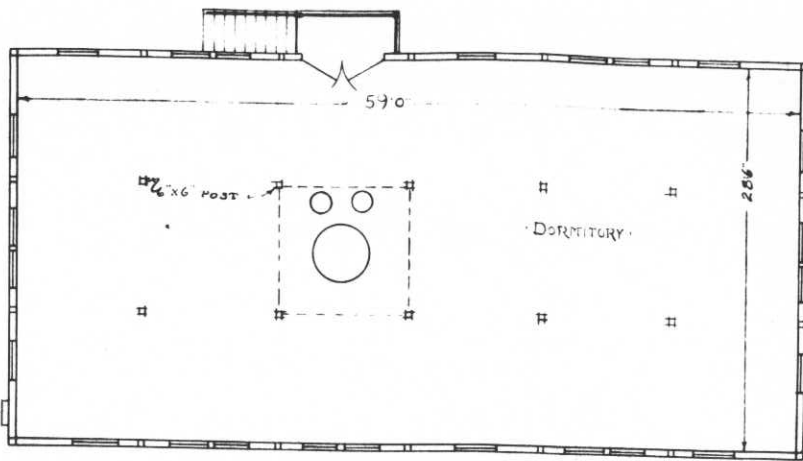
1. SOUTHERN CONSTRUCTION SIDES A & C ONLY SHEATH FULL HEIGHT

DOORS, 10'0" WIDE
NO WATER OR SEWER CONNECTIONS
WINDOW SIZE 2'0" X 5'0"

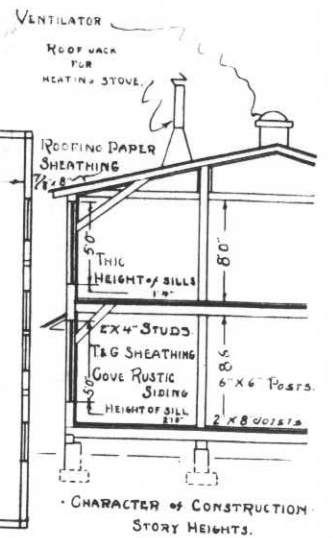


FIRST FLOOR PLAN

SCALE $\frac{1}{8}'' = 1'0''$



SECOND FLOOR PLAN




BLDG. No. 125.
DRAWN BY, J.W.G.
CHECKED BY,
J.A. Kelly, SUPT. of CONST.

Post Plan No. _____

O. Q. M. G.: Plan No. _____ Building No. 126

Place Fort McDowell, Angel Island, California. (East Garrison)
 Designation of building Pump House No. 2. Capacity 1 - Pump
 Total Cost, \$ 1,555.00 Date completed September 1916
 Material: Walls Frame Foundation Concrete
 Roof Shingles Floors Concrete
 Total floor area above basement, square feet 529
 Size: Main building 25'0" X 25'0" Wings None Basement None
 a None Height of first floor above ground 3'6"
 (How heated)
 b None How lighted Electricity
 (Type of heat) Water connections Yes
 c None Sewer connections None
 (Type of domestic hot water heater) Gas connections None
COOKING RANGES INSTALLED **METERS INSTALLED**
 Coal, No. None Gas, No. None
 Gas, No. None Electric, No. See below
 Electric, No. None Oil, No. None
 Oil, No. None Steam, No. None
 Steam, No. None Water, No. None



ADDITIONS AND INSTALLATIONS

(Below enter chronologically all modifications, additions, introductions of water, sewer, lights, heating, etc.)

| DATE | Installations: | Switches | COST | DATE | Meters | DATE |
|---------|---|----------|--------|---------|--|--------|
| 3-25-29 | Trumbull, #72322, 60 Amp., 250V, 3-Pole, Dock Lights. | | 9.50 | 4-11-29 | Thomson Watt Hour, #2816887, Type D3, 60 Cycles, 200 Amp., 212-220V. Rock Crusher. | 32.45 |
| | Trumbull, #72322, 60 Amp., 250V, 3-Pole, Warehouse. | | 9.50 | | Westinghouse, Type OB, polyphase watthour, #507429, 75 Amp., 230V, 3 Phase, 60 Cycles, 3 Wire. Pump. | 38.96 |
| | Trumbull, #72322, 60 Amp., 250V, 3-Pole, Signal Office. | | 9.50 | | Thomson, #3003722, Type D3, 2 and 3 Phase, 50 Amp., 60 Cycles, 212-220V, 3-Wire. Warehouse. | 33.45 |
| | Trumbull, #72323, 100 Amp., 250V, 3-Pole, Main Line. | | 13.68 | | Westinghouse, Serial #1475811, Type Oa, Style # 161378C, 100-200V, 10 Amp., 60 Cycles, Single Phase, 3 Wire. Dock. | 36.50 |
| | Trumbull, #72323, 100 Amp., 250V, 3-Pole, Pump. | | 13.68 | | | |
| | Trumbull, #72323, 100 Amp., 250V, 3-Pole, Dock Power. | | 13.68 | 4-15-29 | Compensator, Starting, General Electric Co., #2019014-G-6, 20-25 HP, 220V, 60 Cycles, 3 Phase, Run 12F5. Crusher. | 65.85 |
| | Trumbull, #72324, 200 Amp., 250V, 3-Pole, General Mess. | | 18.20 | | | |
| | Trumbull, #72325, 400 Amp., 250V, 3-Pole, Rock Crusher. | | 41.00 | 6-4-29 | Pump, Gould's, #25899, Figure 1009, 8 X 10, single acting triplex plunger; capacity 290 gallons per minute. | 285.23 |
| | Trumbull, #72326, 600 Amp., 250V, 3-Pole, Main Line. | | 50.10 | | | |
| | | Motor | | | | |
| 3-25-29 | Fairbanks-Morse Induction, Type B, #62028, 25 HP, 220V, 61 Amp., 60 Cycles, 1200 RPM, Frame H 1-2A Pump | | 157.50 | | | |


INSTRUCTIONS—"a" State whether heated from central heating or by individual heating plants, stoves, furnaces, or fireplaces.
 "b" State whether steam, vapor, hot water, or hot air.
 "c" State whether gas, coal, oil, or central heating plant.

See reverse side of form.

Post Plan No. _____

O. Q. M. G.: Plan No. Unknown Building No. 128

Place Port McDowell, Angel Island, California. (East Garrison) Employee
 Designation of building ~~Q. Q. M. G. Quarters and Butcher Shop~~ Post Exchange Capacity 1-17.0-0-
 Total Cost, \$ 3,300.00 (Est) ~~Post Exchange~~ Date completed September 1909
 Material: Walls Frame Foundation Concrete
 Roof Shingles Floors Wood
 Total floor area above basement, square feet 1110
 Size: Main building 26'4" X 35'5" Wings 9'8" X 11'0" 13'2" X 16'2" Basement _____
 a Stoves _____ Height of first floor above ground 5'
 (How heated) _____ How lighted Electricity
 b Coal (Type of heat) _____ Water connections Yes
 c 30 gal. boiler attached to range Sewer connections Yes
 (Type of domestic hot water heater) _____ Gas connections None
 COOKING RANGES INSTALLED
 Coal, No. 1-10.3 Army Range Gas, No. None
 Gas, No. None Electric, No. 1374369
 Electric, No. None Oil, No. None
 Oil, No. None Steam, No. None
 Steam, No. None Water, No. None



ADDITIONS AND INSTALLATIONS

(Below enter chronologically all modifications, additions, introductions of water, sewer, lights, heating, etc.)

| DATE | COST | DATE | DATE |
|------|------|------|------|
| | | | |
| | | | |
| | | | |
| | | | |
| | | | |
| | | | |
| | | | |
| | | | |
| | | | |
| | | | |
| | | | |
| | | | |
| | | | |
| | | | |
| | | | |
| | | | |
| | | | |
| | | | |
| | | | |
| | | | |
| | | | |
| | | | |
| | | | |
| | | | |
| | | | |
| | | | |


INSTRUCTIONS—"a" State whether heated from central heating or by individual heating plants, stoves, furnaces, or fireplaces.
 "b" State whether steam, vapor, hot water, or hot air.
 "c" State whether gas, coal, oil, or central heating plant.

See reverse side of form.

Post Plan No. 536-1002 A *See also drawing*

O.Q.M.G.: Plan No. Center 12-2-41 Building No. P-129

Place Fort Mc Dowell, Angel Island, California (East Garrison)
 Designation of building Quartermaster Office and Storeroom Capacity 12000 sq. ft.
 Total cost, \$ 6,517.10 Date completed May, 1918.
 Material: Walls Stucco over wood frame Foundation Concrete
 Roof Composition roofing Floors Wood floors and flooring
 Total floor area above basement, square feet 12,000
 Size: Main building 60' X 200' Wings None Basement 60' X 200'
 a Central Heating Plant Height of first floor above ground 4'
 (How heated)
 b Steam How lighted Electricity
 (Type of heat)
 c None Water connections Yes, 1-inch
 (Type of domestic hot water heater) Sewer connections Yes, 6-inch
 Gas connections None



COOKING RANGES INSTALLED
 (Give quantity and size)
 Coal None
 Gas None
 Electric None
 Oil None
 Steam None

REFRIGERATORS INSTALLED
 (Give quantity and size)
 Gas None
 Electric None
 Ice None

METERS INSTALLED
 (Give quantity and capacity)
 Gas None
 Electric 1 - ea.
 Oil None
 Steam None
 Water None

Rehabilitated under authority contained in 6th Ind.,
 A.G.O., dated 2/25/39, file 600.12 (Ft. McDowell),
 from WPA funds under Proj. 11710, OP765-08-2-19.

ADDITIONS AND INSTALLATIONS

(Below enter chronologically all modifications, additions, introductions of water, sewer, lights, heating, etc.)


| DATE | | COST | DATE | COST |
|----------|--|---------------------------|------|------|
| 11-15/41 | Expenditures from 6/5/28 to date. | 511.65 | | |
| 11-17/41 | Rehabilitation completed. Total cost includes \$15666.52 WPA Labor; \$6650.92 WPA Material and \$1254.55 B&Q material and installations inci- dent thereto. | <i>See CR</i> \$23,672.00 | | |
| | | | | |
| | | | | |
| | | | | |
| | | | | |
| | | | | |
| | | | | |
| | | | | |
| | | | | |
| | | | | |
| | | | | |
| | | | | |
| | | | | |
| | | | | |
| | | | | |
| | | | | |
| | | | | |
| | | | | |
| | | | | |
| | | | | |
| | | | | |
| | | | | |
| | | | | |

INSTRUCTIONS.—“a” State whether heated
 “b” State whether steam
 “c” State whether gas,

Post Plan No. *See also preceding sheet*

O. Q. M. G.: Plan No. Unknown Building No. 129

Place Fort McDowell, Angle Island, California. (East Garrison)
 Designation of building Quartermaster Office and Storeroom. Capacity -----
 Total cost, \$ 6,517.10 Date completed 1918
 Material: Walls Wood Foundation Concrete
 Roof Roofing Paper Floors Wood
 Total floor area above basement, square feet 13,600 Sq.ft.
 Size: Main building 200' x 60' Wings None Basement None
 a Stoves (How heated) Height of first floor above ground 4'
 b Coal (Type of heat) How lighted Electricity
 c None (Type of domestic hot water heater) Water connections Yes
 Sewer connections Yes
 Gas connections None
COOKING RANGES INSTALLED
 Coal, No. None Gas, No. None
 Gas, No. None Electric, No. 5238604
 Electric, No. None Oil, No. None
 Oil, No. None Steam, No. None
 Steam, No. None Water, No. None
METERS INSTALLED



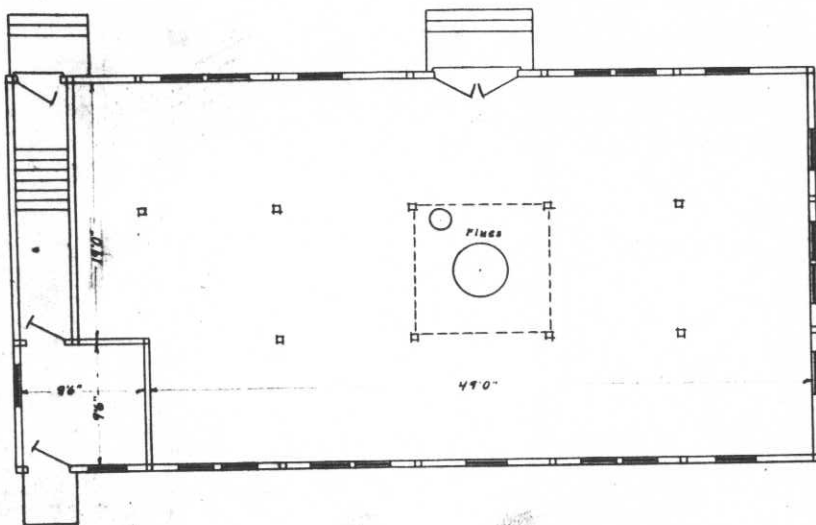
ADDITIONS AND INSTALLATIONS

(Below enter chronologically all modifications, additions, introductions of water, sewer, lights, heating, etc.)

| DATE | | COST | DATE | COST |
|---------|--|-------------|------|------|
| 6-5-28 | Shelving installed | 87.40 | | |
| 6-14-40 | Repairs to interior | \$12,271.91 | | |
| 4-9-41 | Complete stucco of walls, paint exterior, complete rehabilitation of office, extension of steam line to office | 1,800.97 | | |
| | | | | |
| | | | | |
| | | | | |
| | | | | |
| | | | | |
| | | | | |
| | | | | |
| | | | | |
| | | | | |
| | | | | |
| | | | | |
| | | | | |
| | | | | |
| | | | | |
| | | | | |
| | | | | |
| | | | | |
| | | | | |
| | | | | |
| | | | | |
| | | | | |
| | | | | |

INSTRUCTIONS.—“a” State whether heated from central heating or by individual heating plants, stoves, furnaces, or fireplaces.
 “b” State whether steam, vapor, hot water, or hot air.
 “c” State whether gas, coal, oil, or central heating plant.

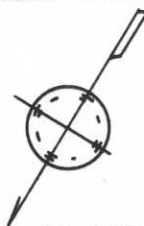
See reverse side of form.



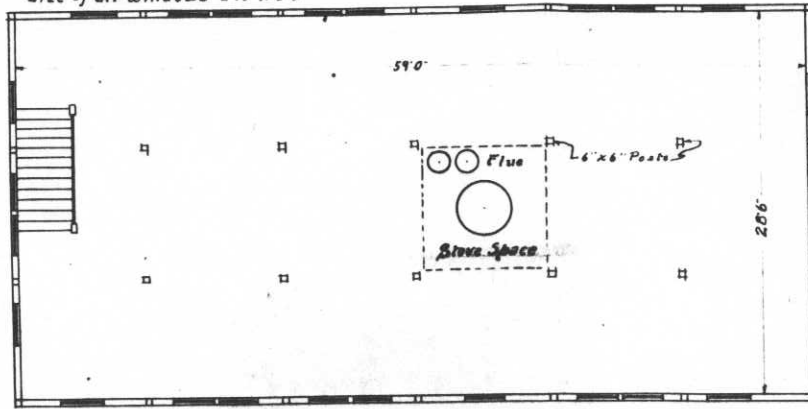
Doors, double Size 50"x610"
Other doors 210"x610"

FIRST FLOOR PLAN

SCALE 1/8" = 1'0"

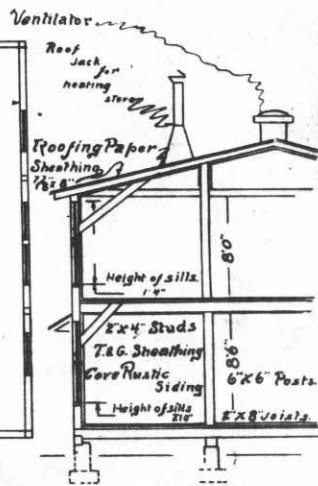


Size of all windows 210"x50"



No water or sewer connections.

SECOND FLOOR PLAN




Character of Construction

Bldg. # 69
Drawn by JMK
checked by H. & Green

Post Plan No. _____

O. Q. M. G.: Plan No. Unknown Building No. T-119

Place Fort McDowell, Angel Island, California. (East Garrison) Capacity 60 men
 Designation of building Barracks (Temporary) Capacity 64 men
 Total cost, \$ 2500.00 Date completed May 1918
 Material: Walls Wood Foundation Wood
 Roof Malthoid Floors Wood
 Total floor area above basement, square feet 3600
 Size: Main building 30'0" x 60'0" Wings None Basement None
 a Stoves Height of first floor above ground 4'
(If heated)
 b Coal How lighted Electricity
(Type of heat)
 c None Water connections None
(Type of domestic hot water heater) Sewer connections None
 Gas connections None
 COOKING RANGES INSTALLED METERS INSTALLED
 Coal, No. None Gas, No. None
 Gas, No. None Electric, No. 10065760
 Electric, No. None Oil, No. None
 Oil, No. None Steam, No. None
 Steam, No. None Water, No. None



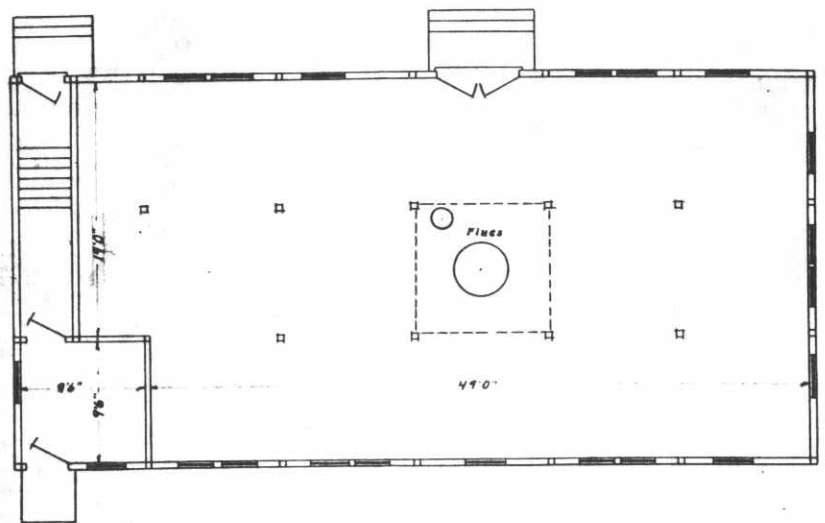
ADDITIONS AND INSTALLATIONS

(Below enter chronologically all modifications, additions, introductions of water, sewer, lights, heating, etc.)

| DATE | COST | DATE | COST |
|------|------|------|------|
| | | | |
| | | | |
| | | | |
| | | | |
| | | | |
| | | | |
| | | | |
| | | | |
| | | | |
| | | | |
| | | | |
| | | | |
| | | | |
| | | | |
| | | | |
| | | | |
| | | | |
| | | | |
| | | | |
| | | | |
| | | | |
| | | | |
| | | | |
| | | | |
| | | | |

INSTRUCTIONS.—“a” State whether heated from central heating or by individual heating plants, stoves, furnaces, or fireplaces.
 “b” State whether steam, vapor, hot water, or hot air.
 “c” State whether gas, coal, oil, or central heating plant.

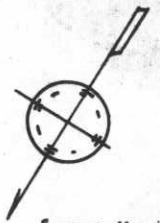
10/2/1910



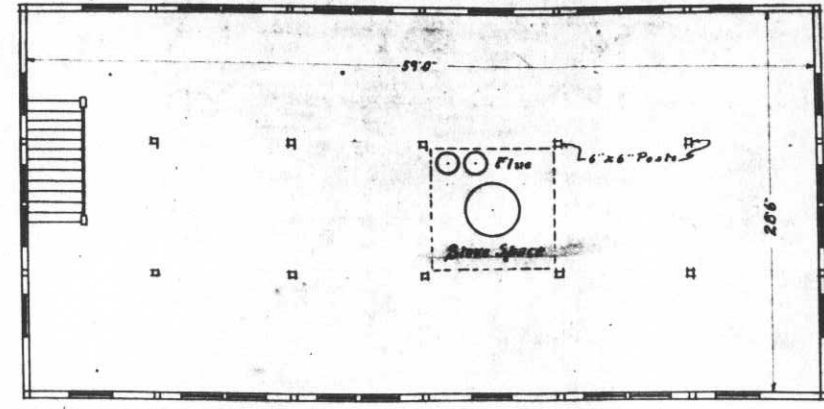
FIRST FLOOR PLAN.

Doors, double Size 50'x410"
Other doors 210'x610"

SCALE 1/8"=1'0"

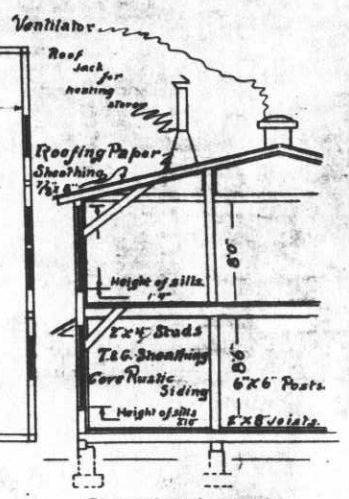


Size of all windows 210'x50'



No water or sewer connections.

SECOND FLOOR PLAN.



Character of Construction

Bldg. 117
 Drawn by J.W.K.
 checked by H. & Green.

Post Plan No. _____

O. Q. M. C.: Plan No. Unknown Building No. 118


Place Fort McDowell, Angel Island, California. (East Garrison) 60 men
 Designation of building Barracks (Temporary) Capacity 64 -- men
 Total cost, \$ 2500.00 Date completed June 1918
 Material: Walls Wood Foundation Wood
 Roof Malthoid Floors Wood
 Total floor area above basement, square feet 3600
 Size: Main building 30' 0" x 60' 0" Wings None Basement None
 a. Stoves (How heated)
 b. Coal (Type of heat)
 c. None (Type of domestic hot water heater)

COOKING RANGES INSTALLED

Coal, No. None
 Gas, No. None
 Electric, No. None
 Oil, No. None
 Steam, No. None

METERS INSTALLED

Gas, No. None
 Electric, No. 4815043
 Oil, No. None
 Steam, No. None
 Water, No. None



ADDITIONS AND INSTALLATIONS

(Below enter chronologically all modifications, additions, introductions of water, sewer, lights, heating, etc.)

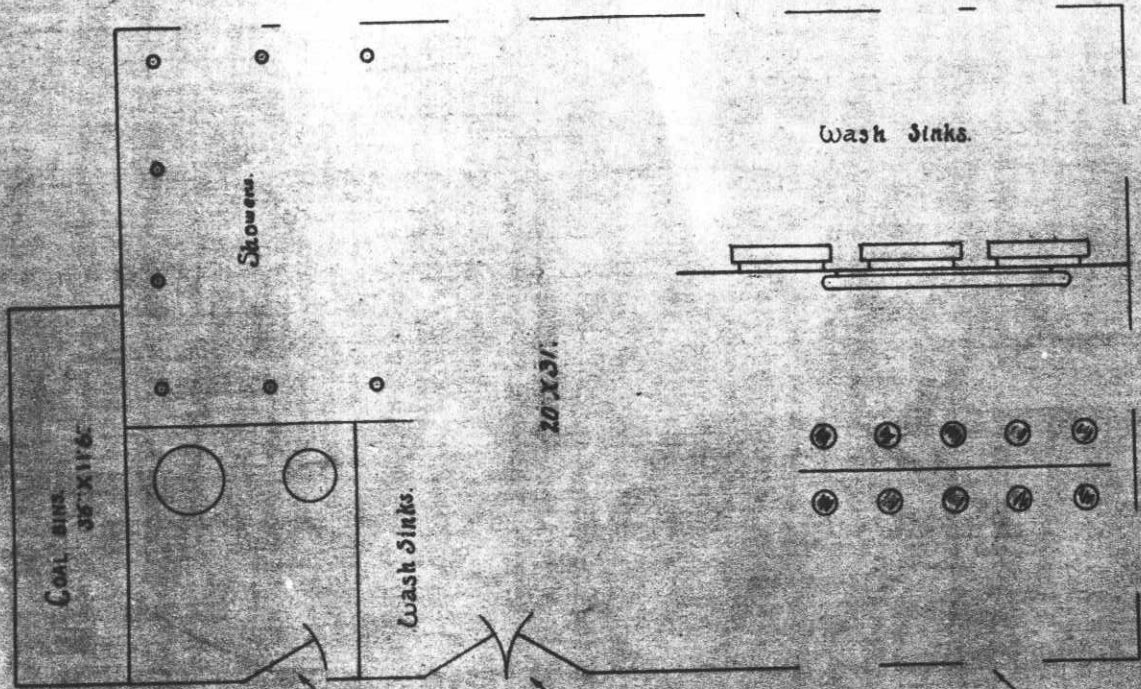
| DATE | COST | DATE | COST |
|------|------|------|------|
| | | | |
| | | | |
| | | | |
| | | | |
| | | | |
| | | | |
| | | | |
| | | | |
| | | | |
| | | | |
| | | | |
| | | | |
| | | | |
| | | | |
| | | | |
| | | | |
| | | | |
| | | | |
| | | | |
| | | | |
| | | | |
| | | | |
| | | | |

INSTRUCTIONS.—“a” State whether heated from central heating or by individual heating plants, stoves, furnaces, or fireplaces.
 “b” State whether steam, vapor, hot water, or hot air.
 “c” State whether gas, coal, oil, or central heating plant.

See reverse side of form.

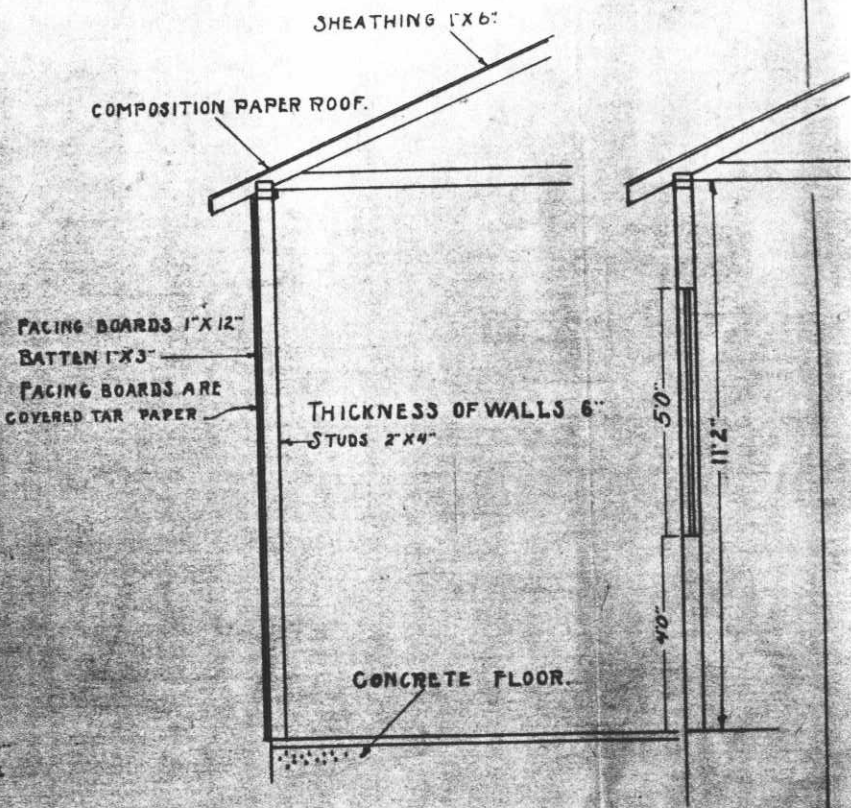
2-10-60

BLDG. NR 117
DRAWN BY, J.W.H.
CHECKED BY *N.A.G.*



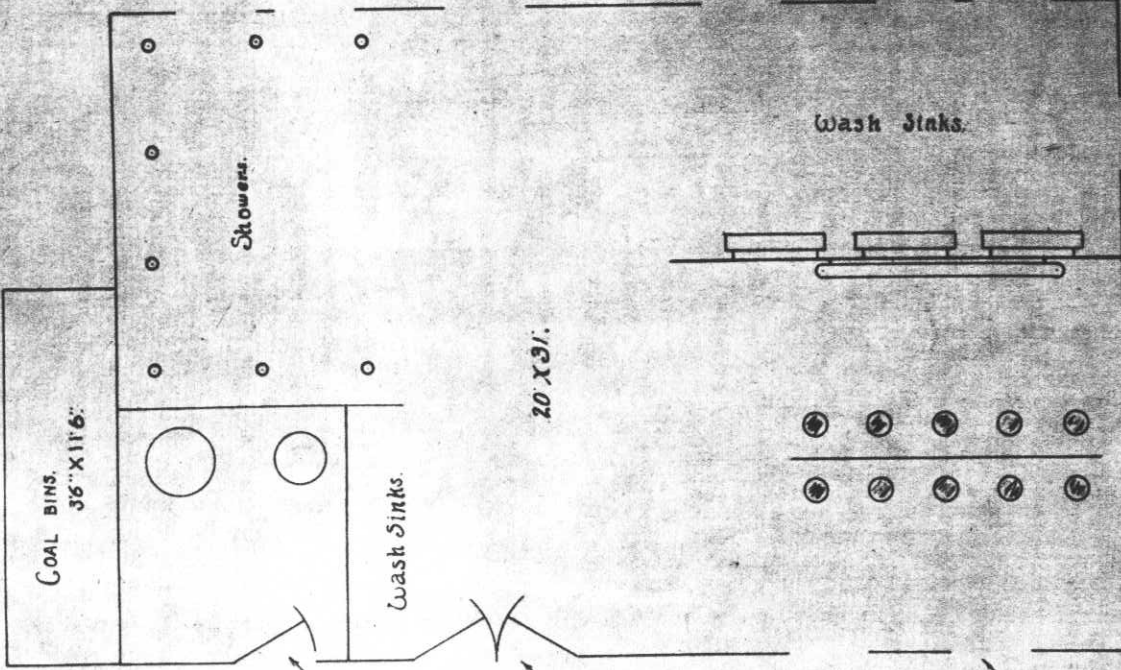
DOUBLE DOOR SIZE
DOOR SIZE 26' X 6'6"
FLOOR PLAN.
Scale 1/4" = 1'-0"

WINDOW 26' X 5'
ALL WINDOWS SAME
SIZE.



32. 8/2/20

BLDG. NO. 166
DRAWN BY J.W.H.
CHECKED BY J.A.S.



DOUBLE DOOR SIZE
DOOR SIZE 26" X 6 1/2"
FLOOR PLAN.
Scale 1/4" = 1' 0"

WINDOW 28" X 5' 0"
ALL WINDOWS SAME
SIZE.

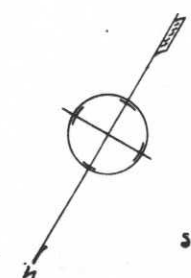
SHEATHING 1" X 6"
COMPOSITION PAPER ROOF.

FACING BOARDS 1" X 12"
BATTEN 1" X 3"
FACING BOARDS ARE
COVERED TAR PAPER

THICKNESS OF WALLS 6"
STUDS 2" X 4"

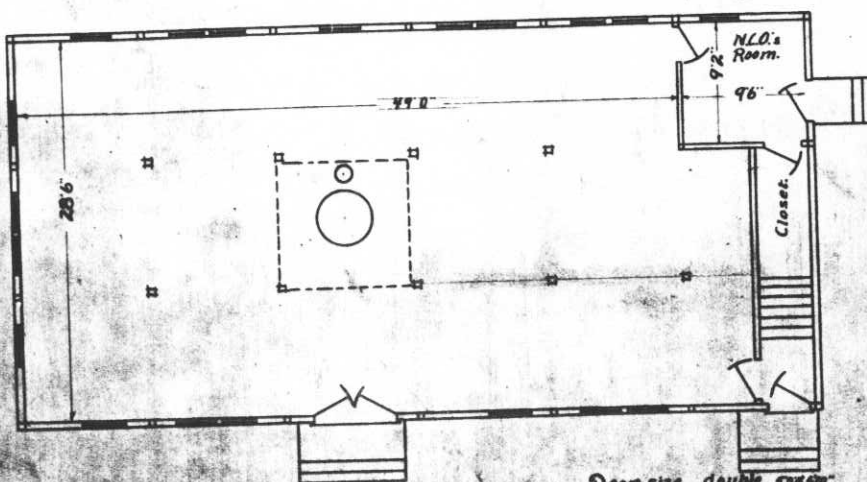
CONCRETE FLOOR.

50"
11 1/2"
40"



Size of all windows 2'10" x 5'0"

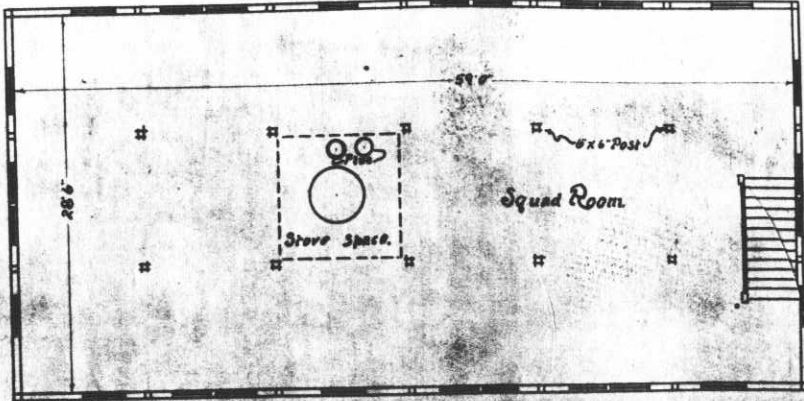
No water or sewer connections.



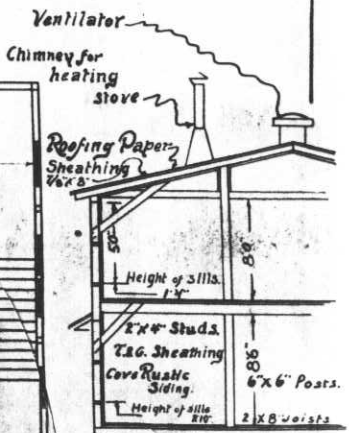
FIRST FLOOR PLAN

Door size double swing
Other doors as shown

SCALE 1/8" = 1'-0"

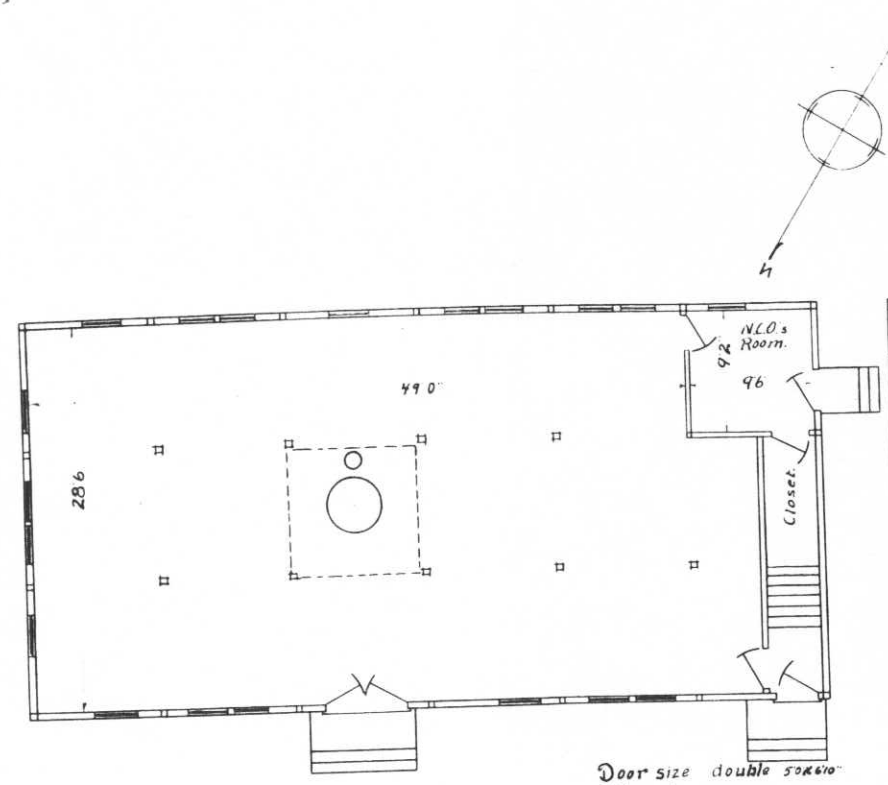


SECOND FLOOR PLAN



Character of Construction

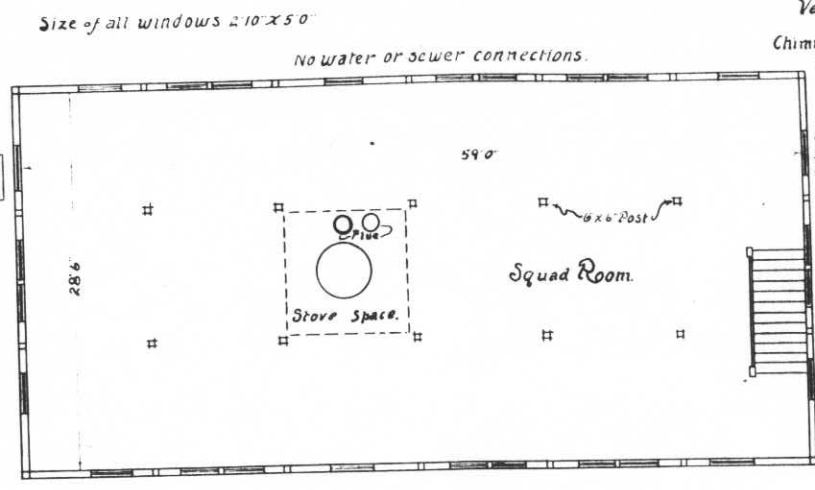
Bldg. #115
 Drawn by, dch
 Checked by, H. H. Vozen



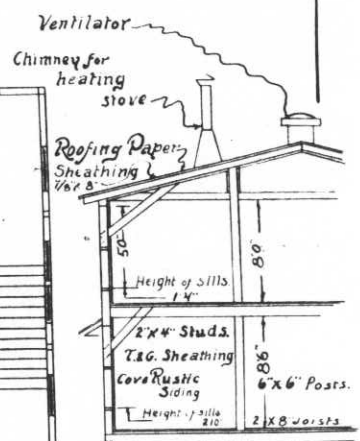
FIRST FLOOR PLAN.

Door size double 50x610
Other doors 210x610

SCALE 1/8" = 1'-0"

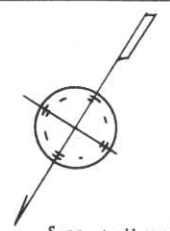
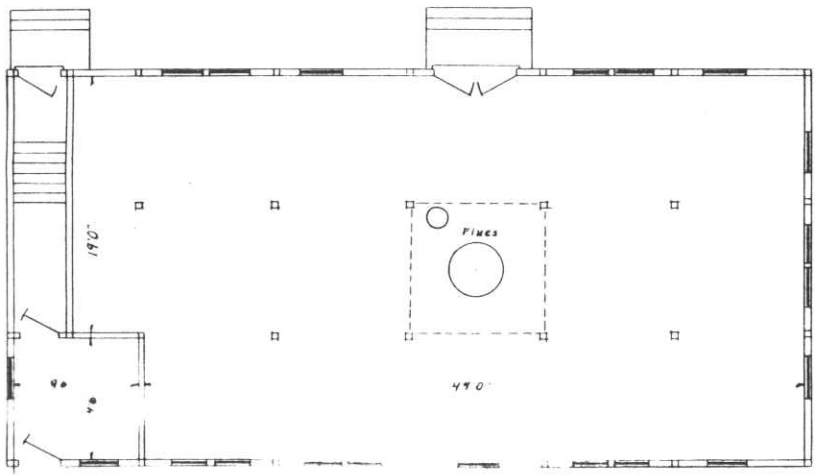


SECOND FLOOR PLAN.

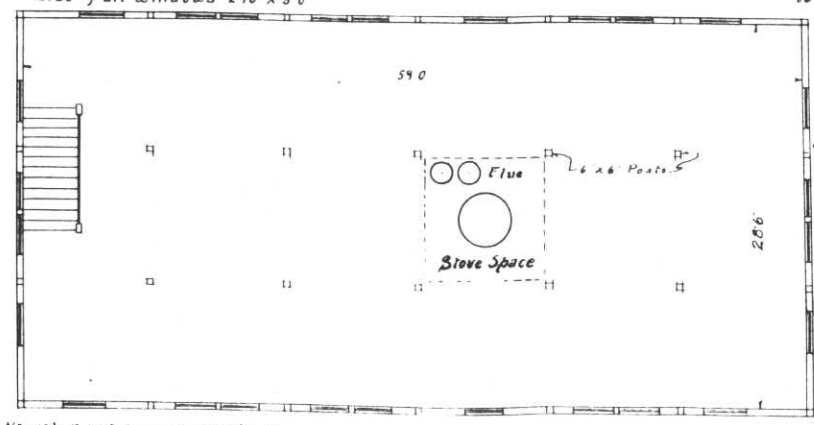


Character of Construction.

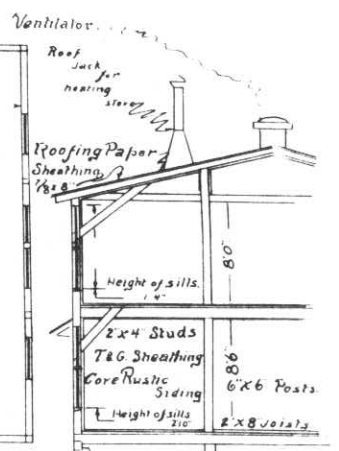
Bldg. #114
 Drawn by, dwh
 Checked by, J. A. V. R. E. N.



Size of all windows 2'10" x 5'0"



No water or sewer connections



Character of Construction

SECOND FLOOR PLAN

Bldg. 1
 Drawn by JWH
 Checked by N. + J. REED

Scale 1/8" = 1'-0"

SECOND FLOOR PLAN

Post Plan No. _____

O. Q. M. G.: Plan No. Unknown Building No. 113

Place Port McDowell, Angel Island, California. (East Garrison) Capacity 60 men
 Designation of building Barracks (Temporary) Capacity 64 men
 Total Cost, \$ 2,500.00 Date completed May 1918
 Material: Walls Frame Foundation Wood
 Roof Malthoid Floors Wood
 Total floor area above basement, square feet 3,600
 Size: Main building 30'0" X 60'0" Wings None Basement None
 a Stoves Height of first floor above ground 4'
 (How heated) _____
 b Coal How lighted Electricity
 (Type of heat) _____
 c None Water connections None
 (Type of domestic hot water heater) _____ Sewer connections None
 Gas connections None
COOKING RANGES INSTALLED **METERS INSTALLED**
 Coal, No. None Gas, No. None
 Gas, No. None Electric, No. 4903517
 Electric, No. None Oil, No. None
 Oil, No. None Steam, No. None
 Steam, No. None Water, No. None



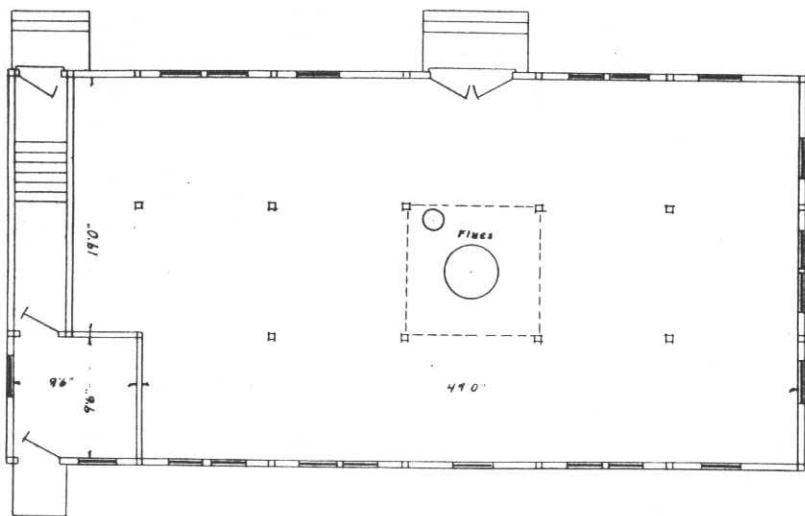
ADDITIONS AND INSTALLATIONS

(Below enter chronologically all modifications, additions, introductions of water, sewer, lights, heating, etc.)

| DATE | | COST | DATE | | DATE |
|------|--|------|------|--|------|
| | | | | | |
| | | | | | |
| | | | | | |
| | | | | | |
| | | | | | |
| | | | | | |
| | | | | | |
| | | | | | |
| | | | | | |
| | | | | | |
| | | | | | |
| | | | | | |
| | | | | | |
| | | | | | |
| | | | | | |
| | | | | | |
| | | | | | |
| | | | | | |
| | | | | | |
| | | | | | |
| | | | | | |
| | | | | | |
| | | | | | |

INSTRUCTIONS—“a” State whether heated from central heating or by individual heating plants, stoves, furnaces, or fireplaces.
 “b” State whether steam, vapor, hot water, or hot air.
 “c” State whether gas, coal, oil, or central heating plant.

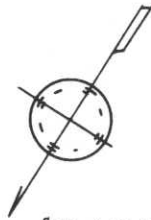
See reverse side of form.



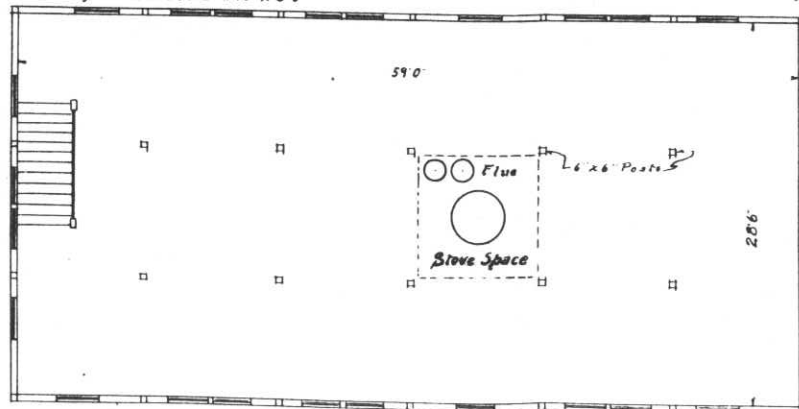
FIRST FLOOR PLAN

Doors, double Size 50 x 610"
Other doors 210 x 610"

SCALE 1/8" = 1'

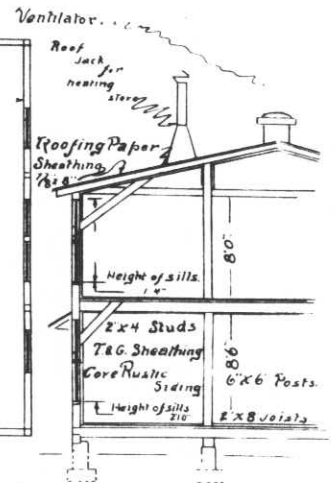


Size of all windows 210 x 50"



No water or sewer connections

SECOND FLOOR PLAN




Character of Construction

Blag, 112
Drawn by JWH
Checked by H. & Green

Post Plan No. _____

O. Q. M. G.: Plan No. Unknown Building No. T-112

Place **Fort McDowell, Angel Island, California. (East Garrison)** 60 men
 Designation of building **Barracks (Temporary)** Capacity **64 - men -**
 Total Cost, \$ **2500.00** Date completed **May 1918.**
 Material: Walls **Wood** Foundation **Wood**
 Roof **Malthoid** Floors **Wood**
 Total floor area above basement, square feet **3600**
 Size: Main building **30'0" x 60'0"** Wings **None** Basement **None**
 a **Stoves** _____ (How heated)
 Height of first floor above ground **4'**
 b **Coal** _____ (Type of heat) How lighted **Electricity**
 Water connections **None**
 c **None** _____ (Type of domestic hot water heater) Sewer connections **None**
 Gas connections **None**
 COOKING RANGES INSTALLED METERS INSTALLED
 Coal, No. **None** Gas, No. **None**
 Gas, No. **None** Electric, No. **10065711**
 Electric, No. **None** Oil, No. **None**
 Oil, No. **None** Steam, No. **None**
 Steam, No. **None** Water, No. **None**



ADDITIONS AND INSTALLATIONS

(Below enter chronologically all modifications, additions, introductions of water, sewer, lights, heating, etc.)

| DATE | | COST | DATE | DATE |
|------|--|------|------|------|
| | | | | |
| | | | | |
| | | | | |
| | | | | |
| | | | | |
| | | | | |
| | | | | |
| | | | | |
| | | | | |
| | | | | |
| | | | | |
| | | | | |
| | | | | |
| | | | | |
| | | | | |
| | | | | |
| | | | | |
| | | | | |
| | | | | |
| | | | | |
| | | | | |
| | | | | |


INSTRUCTIONS—"a" State whether heated from central heating or by individual heating plants, stoves, furnaces, or fireplaces.
 "b" State whether steam, vapor, hot water, or hot air.
 "c" State whether gas, coal, oil, or central heating plant.

See reverse side of form.



Post Plan No.

O. Q. M. G.: Plan No. Building No. 111



Place Fort McDowell, Angel Island, California. (East Garrison)

Designation of building storeroom (Temporary) Capacity 5,600 cu.ft.

Total cost, \$ 800.00 Date completed December 1918

Material: Walls Frame Foundation Wood

Roof Malthoid Floors Wood

Total floor area above basement, square feet 700

Size: Main building 20'0" X 35'0" Wings None Basement None

a None (How heated) Height of first floor above ground 1'0"

b None (Type of heat) How lighted Electricity

c None (Type of domestic hot water heater) Water connections Yes
Sewer connections Yes
Gas connections None

COOKING RANGES INSTALLED METERS INSTALLED

Coal, No. None Gas, No. None

Gas, No. None Electric, No. 78 93762

Electric, No. None Oil, No. None

Oil, No. None Steam, No. None

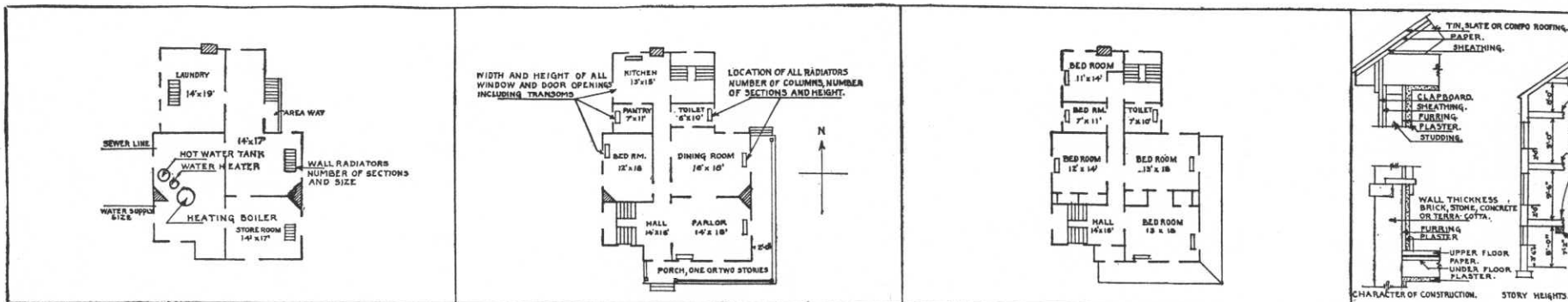
Steam, No. None Water, No. None

ADDITIONS AND INSTALLATIONS

(Below enter chronologically all modifications, additions, introductions of water, sewer, lights, heating, etc.)

| DATE | | COST | DATE | | COST |
|------|--|------|------|--|------|
| | | | | | |
| | | | | | |
| | | | | | |
| | | | | | |
| | | | | | |
| | | | | | |
| | | | | | |
| | | | | | |
| | | | | | |
| | | | | | |
| | | | | | |
| | | | | | |
| | | | | | |
| | | | | | |
| | | | | | |
| | | | | | |
| | | | | | |
| | | | | | |
| | | | | | |
| | | | | | |
| | | | | | |
| | | | | | |
| | | | | | |
| | | | | | |
| | | | | | |
| | | | | | |

INSTRUCTIONS.—“a” State whether heated from central heating or by individual heating plants, stoves, furnaces, or fireplaces.
“b” State whether steam, vapor, hot water, or hot air.
“c” State whether gas, coal, oil, or central heating plant.



BASEMENT FIRST FLOOR SECOND FLOOR
 IN SPACE BELOW SKETCH BASEMENT AND FLOOR PLANS OF BUILDINGS, GIVING DATA AS PER PLANS ABOVE

| | | |
|--|--|--|
| | | |
|--|--|--|

REMARKS

Formerly in use as a vegetable room by the Permanent Party Mess, which is now consolidated with the General Mess.

INSTRUCTIONS


If plans of building are available, forward copy of same showing information called for above. These plans should be checked against the building and any variations from same in the building as constructed should be noted.

If plans are not available make sketch plans and elevation in spaces above. The plans shown are typical of "quarters." Similar plans may be made for all types of buildings. There are 10 squares to the inch. Each square will represent 1', 2', 4', or 8', etc., as may be necessary to show entire building in the space allowed. Show inside dimensions and designation of each room. Indicate location of water and sewer connections. In space under heading "Details" show character of construction, story heights, etc.

Post Plan No. _____

O. Q. M. G.: Plan No. _____ Building No. 110

Place Fort McDowell, Angel Island, California. (East Garrison)
 Designation of building storeroom (Temporary) Capacity 23,000 cu.ft.
 Total cost, \$ 2,550.00 Date completed 1918
 Material: Walls Frame Foundation Wood
 Roof Malthoid Floors Wood
 Total floor area above basement, square feet 3275
 Size: Main building 36'0" X 91'0" Wings None Basement None
 a Not heated Height of first floor above ground 3'6"
 (How heated)
 b None How lighted Electricity
 (Type of heat)
 c None Water connections Yes
 (Type of domestic hot water heater) Sewer connections Yes
 Gas connections None
 COOKING RANGES INSTALLED METERS INSTALLED
 Coal, No. None Gas, No. None
 Gas, No. None Electric, No. 78 93762
 Electric, No. None Oil, No. None
 Oil, No. None Steam, No. None
 Steam, No. None Water, No. None



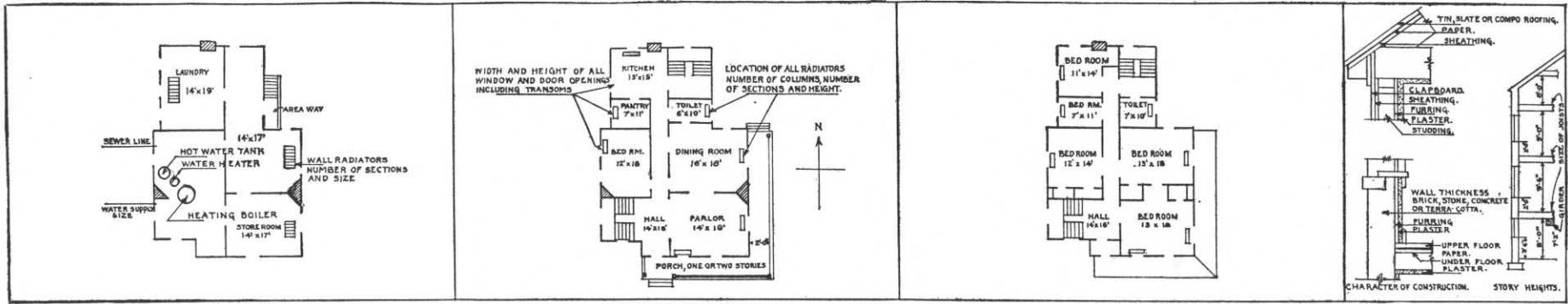
ADDITIONS AND INSTALLATIONS

(Below enter chronologically all modifications, additions, introductions of water, sewer, lights, heating, etc.)

| DATE | DESCRIPTION | COST | DATE | COST |
|---------|--|--------|------|------|
| | Changes made while structure was housing the Permanent Party Mess: | | | |
| 5-20-27 | Addition to Kitchen 15'0" X 20'0" | 380.00 | | |
| 4- 9-28 | Addition for enlargement of messing facilities 16'0" X 91'0" | 950.00 | | |
| 5-15-29 | Installed Scullery Sink, galv.steel, 9' x 2' x 12", two compartment, complete with fittings | 91.34 | | |
| 6-14-40 | Minor carpentry repairs. CR | 355.58 | | |
| | | | | |
| | | | | |
| | | | | |
| | | | | |
| | | | | |
| | | | | |
| | | | | |
| | | | | |
| | | | | |
| | | | | |
| | | | | |
| | | | | |
| | | | | |
| | | | | |

INSTRUCTIONS.—"a" State whether heated from central heating or by individual heating plants, stoves, furnaces, or fireplaces.
 "b" State whether steam, vapor, hot water, or hot air.
 "c" State whether gas, coal, oil, or central heating plant.

See reverse side of form.



BASEMENT FIRST FLOOR SECOND FLOOR DETAIL
 IN SPACE BELOW SKETCH BASEMENT AND FLOOR PLANS OF BUILDINGS, GIVING DATA AS PER PLANS ABOVE

| | | |
|--|--|--|
| | | |
|--|--|--|

REMARKS
 Formerly Mess Hall, Permanent Party; mess is now consolidated with the General Mess.


INSTRUCTIONS

If plans of building are available, forward copy of same showing information called for above. These plans should be checked against the building and any variations from same in the building as constructed should be noted.
 If plans are not available make sketch plans and elevation in spaces above. The plans shown are typical of "quarters." Similar plans may be made for all types of buildings. There are 10 squares to the inch. Each square will represent 1', 2', 4', or 8', etc., as may be necessary to show entire building in the space allowed. Show inside dimensions and designation of each room. Indicate location of water and sewer connections. In space under heading "Details" show character of construction, story heights, etc.

Post Plan No.

O.Q.M.G.: Plan No. Building No. 7-109

Place Fort McDowell, Angel Island, California. (East Garrison)
 Designation of building Linen Room (Temporary) Capacity 22,000 Cu. Ft.
 Total cost, \$ 2,500.00 Date completed April 1918
 Material: Walls Frame Foundation wood
 Roof malthead Floors wood
 Total floor area above basement, square feet 1,820
 Size: Main building 20'0" x 91'0" Wings None. Basement None.
 a Stove Height of first floor above ground 8 ft. inches
 (How heated)
 b Coal How lighted Electricity
 (Type of heat) Water connections None.
 c None. Sewer connections None.
 (Type of domestic hot water heater) Gas connections None.
 COOKING RANGES INSTALLED METERS INSTALLED
 Coal, No. None. Gas, No. None.
 Gas, No. None. * Electric, No.
 Electric No. None. Oil, No. None.
 Oil, No. None. Steam, No. None.
 Steam, No. None. Water, No. None.
 *Lighting #6811261
 " #5174570

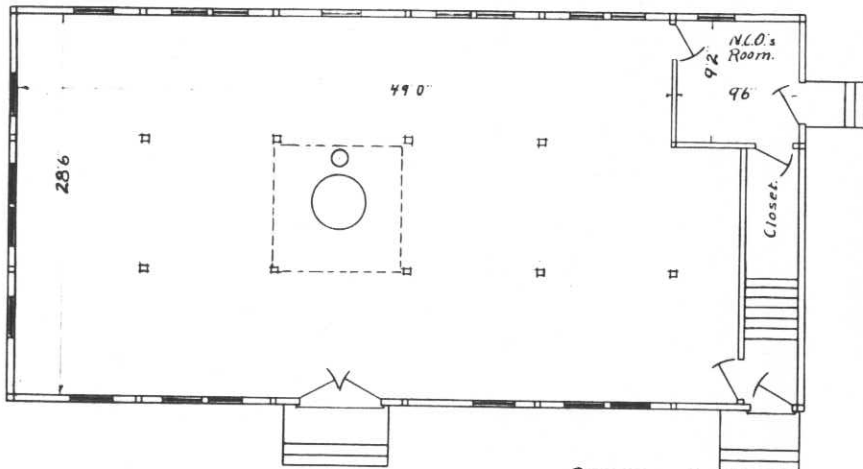


ADDITIONS AND INSTALLATIONS

(Below enter chronologically all modifications, additions, introductions of water, sewer, lights, heating, etc.)

| DATE | | COST | DATE | | COST |
|---------------|---------------------------------|-------------|------|--|------|
| <u>2-8-36</u> | <u>Installed one basin wash</u> | <u>7.35</u> | | | |
| | | | | | |
| | | | | | |
| | | | | | |
| | | | | | |
| | | | | | |
| | | | | | |
| | | | | | |
| | | | | | |
| | | | | | |
| | | | | | |
| | | | | | |
| | | | | | |
| | | | | | |
| | | | | | |
| | | | | | |
| | | | | | |
| | | | | | |
| | | | | | |
| | | | | | |
| | | | | | |

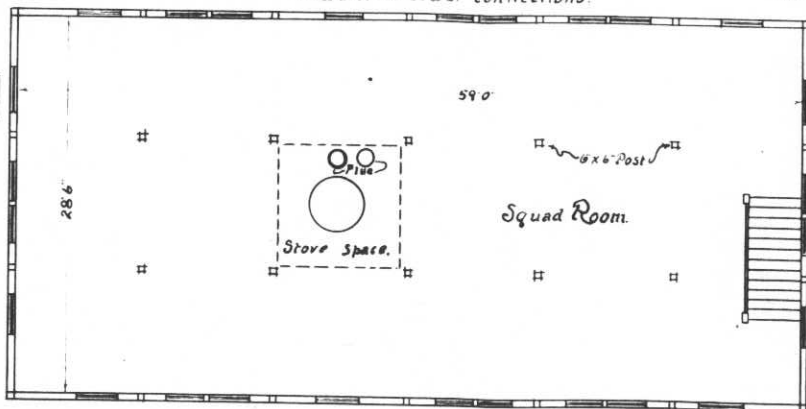
INSTRUCTIONS.—“a” State whether heated from central heating or by individual heating plants, stoves, furnaces, or fireplaces.
 “b” State whether steam, vapor, hot water, or hot air.
 “c” State whether gas, coal, oil, or central heating plant.



FIRST FLOOR PLAN.

Door size double sockets
Other doors 210x610

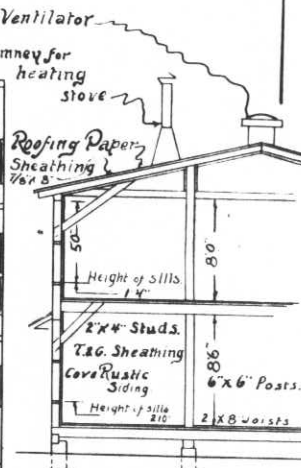
SCALE 1/8" = 1'-0"



SECOND FLOOR PLAN.

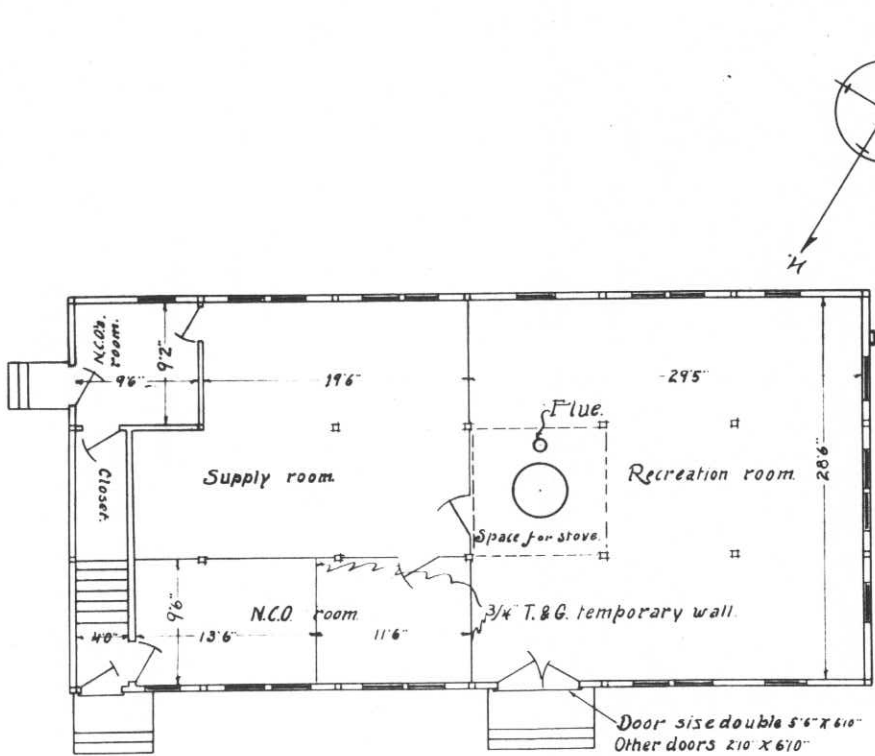
Size of all windows 210x50

No water or sewer connections.



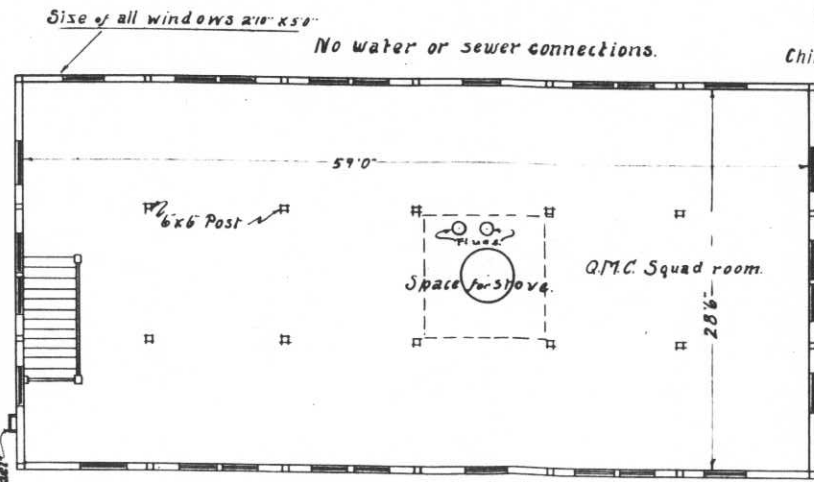
Character of Construction.

Bldg. #105
Drawn by, J.W.H.
Checked by, J.A. Green

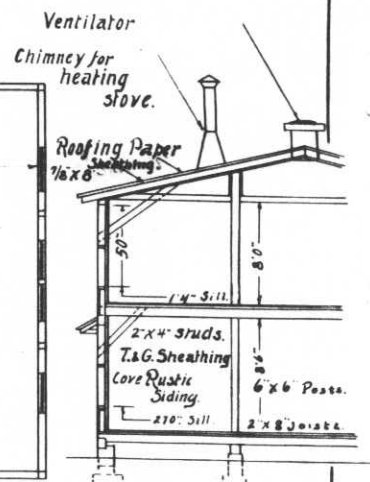


FIRST FLOOR PLAN

SCALE 1/8" = 1'-0"



SECOND FLOOR PLAN




Character of Construction

Bldg. # 107
 Drawn by, J.W.H.
 Checked by, J.N. Green

Post Plan No. _____

O. Q. M. G.: Plan No. Unknown Building No. T-107

Place Fort McDowell, Angel Island, California. (East Garrison) 60 men
 Designation of building Barracks (Temporary) Capacity ~~64~~ men
 Total Cost, \$ 2,500.00 Date completed March 1918
 Material: Walls Frame Foundation Wood
 Roof Malthoid Floors Wood
 Total floor area above basement, square feet 3,600
 Size: Main building 30'0" X 60'0" Wings None Basement None
 a Stoves Height of first floor above ground 2'6"
(How heated) How lighted Electricity
 b Coal Water connections None
(Type of heat) Sewer connections None
 c None Gas connections None
(Type of domestic hot water heater)
COOKING RANGES INSTALLED **METERS INSTALLED**
 Coal, No. None Gas, No. None
 Gas, No. None Electric, No. 5185195
 Electric, No. None Oil, No. None
 Oil, No. None Steam, No. None
 Steam, No. None Water, No. None



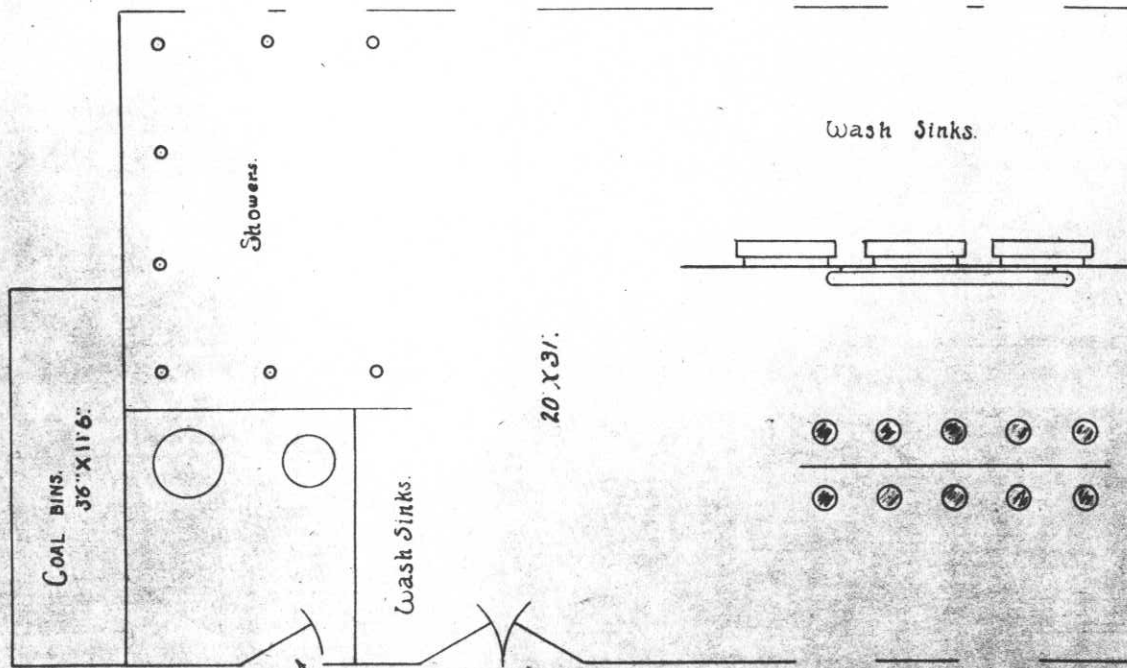
ADDITIONS AND INSTALLATIONS

(Below enter chronologically all modifications, additions, introductions of water, sewer, lights, heating, etc.)

| DATE | | COST | DATE | | DATE |
|---------|---------------------------|-------|------|--|------|
| 3-15-27 | Shades, window, installed | 10.45 | | | |
| | | | | | |
| | | | | | |
| | | | | | |
| | | | | | |
| | | | | | |
| | | | | | |
| | | | | | |
| | | | | | |
| | | | | | |
| | | | | | |
| | | | | | |
| | | | | | |
| | | | | | |
| | | | | | |
| | | | | | |
| | | | | | |
| | | | | | |
| | | | | | |
| | | | | | |
| | | | | | |
| | | | | | |
| | | | | | |

INSTRUCTIONS—"a" State whether heated from central heating or by individual heating plants, stoves, furnaces, or fireplaces.
 "b" State whether steam, vapor, hot water, or hot air.
 "c" State whether gas, coal, oil, or central heating plant.

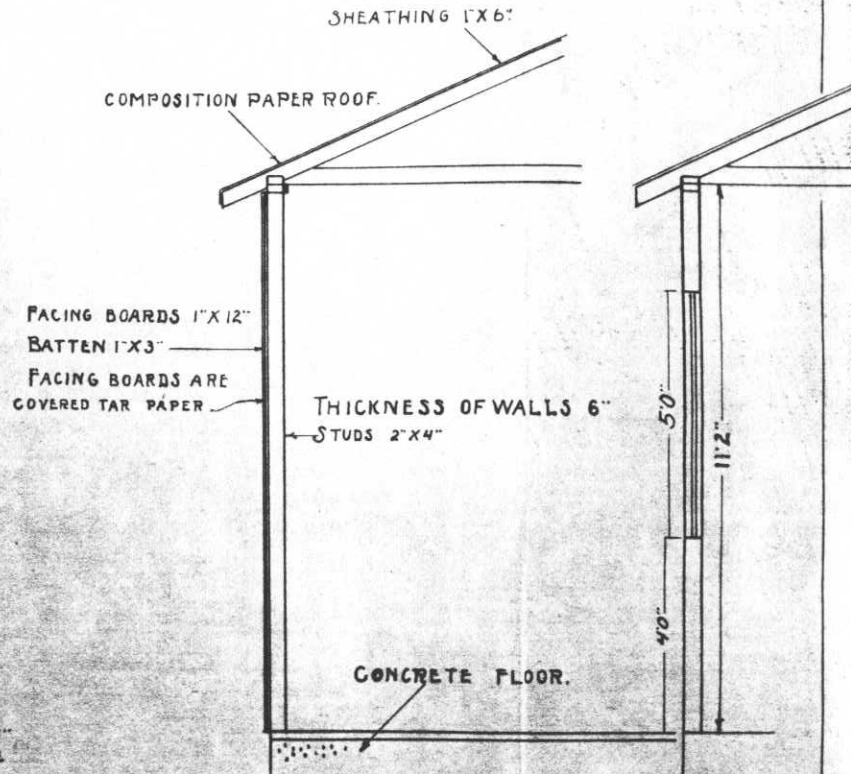
BLDG. No 106
 DRAWN BY, J.W.H.
 CHECKED BY, A.S.



DOUBLE DOOR SIZE
 DOOR SIZE 26" X 68"

FLOOR PLAN.
 Scale 1/4" = 1'0"

WINDOW 26" X 50"
 ALL WINDOWS SAME
 SIZE.




Post Plan No. _____

O. Q. M. G.: Plan No. Unknown Building No. 106

Place Fort McDowell, Angel Island, California. (East Garrison)
 Designation of building Bath House and Lavatory (Temporary) Capacity 20 - men
 Total Cost, \$ 800.00 Date completed March 1918
 Material: Walls Frame Foundation Wood
 Roof Walthoid Floors Concrete
 Total floor area above basement, square feet 700
 Size: Main building 20'0" X 35'0" Wings None Basement None
 a None Height of first floor above ground 1'
 (How heated)
 b None How lighted Electricity
 (Type of heat)
 c Tobasco #200, with 500 gal. boiler attached. Water connections Yes
 (Type of domestic hot water heater) Sewer connections Yes
 Gas connections None

COOKING RANGES INSTALLED
 Coal, No. None
 Gas, No. None
 Electric, No. None
 Oil, No. None
 Steam, No. None

METERS INSTALLED
 Gas, No. None
 Electric, No. 5185195 (In #107)
 Oil, No. None
 Steam, No. None
 Water, No. None



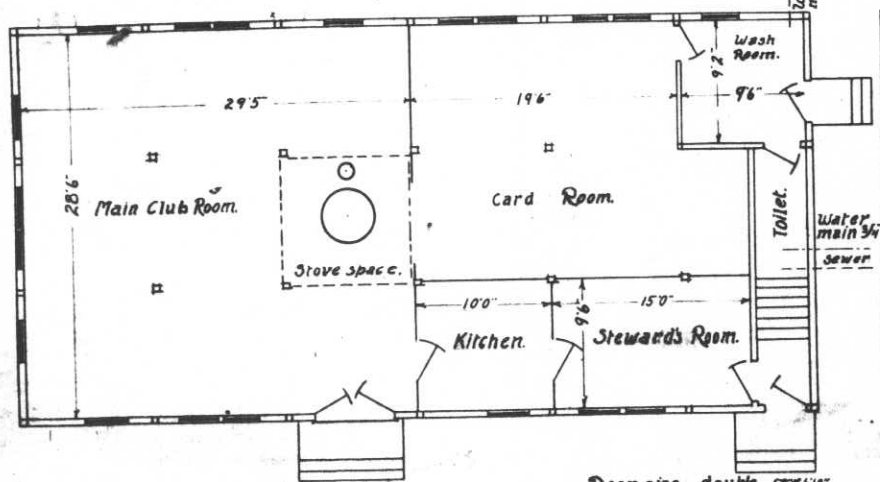
ADDITIONS AND INSTALLATIONS

(Below enter chronologically all modifications, additions, introductions of water, sewer, lights, heating, etc.)

| DATE | DESCRIPTION | COST | DATE | DATE |
|---------|---|--------|------|------|
| 5-20-27 | Shed, with concrete foundation, 5'6" X 7'0" | 129.65 | | |
| 6-14-40 | Repairs ^{CR} | 346.23 | | |
| | | | | |
| | | | | |
| | | | | |
| | | | | |
| | | | | |
| | | | | |
| | | | | |
| | | | | |
| | | | | |
| | | | | |
| | | | | |
| | | | | |
| | | | | |
| | | | | |
| | | | | |
| | | | | |
| | | | | |
| | | | | |
| | | | | |
| | | | | |
| | | | | |
| | | | | |
| | | | | |
| | | | | |
| | | | | |
| | | | | |
| | | | | |
| | | | | |
| | | | | |
| | | | | |
| | | | | |
| | | | | |
| | | | | |
| | | | | |
| | | | | |
| | | | | |
| | | | | |

INSTRUCTIONS—"a" State whether heated from central heating or by individual heating plants, stoves, furnaces, or fireplaces.
 "b" State whether steam, vapor, hot water, or hot air.
 "c" State whether gas, coal, oil, or central heating plant.

See reverse side of form.

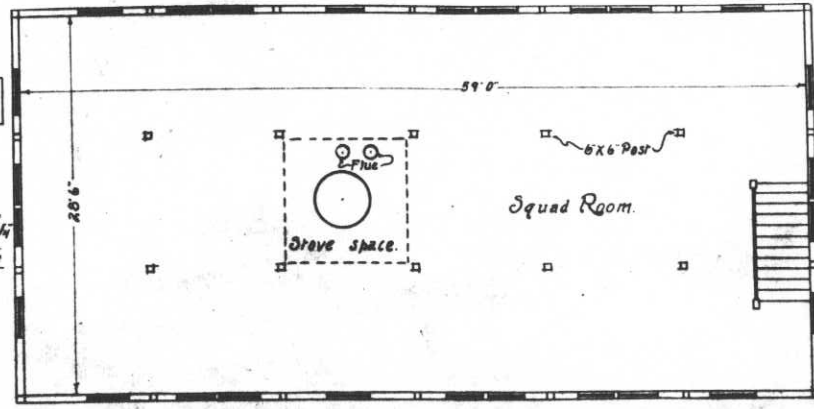


FIRST FLOOR PLAN

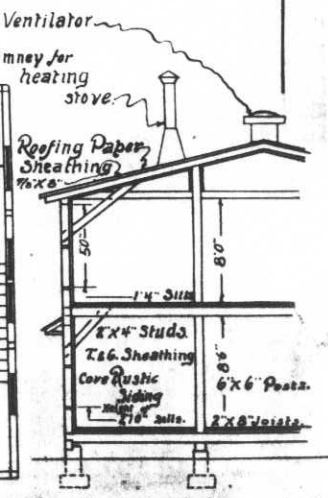
Door size double swing
Other door 2'10" x 6'10"

Scale 1/8" = 1'0"

Size of all windows 2'10" x 5'0"

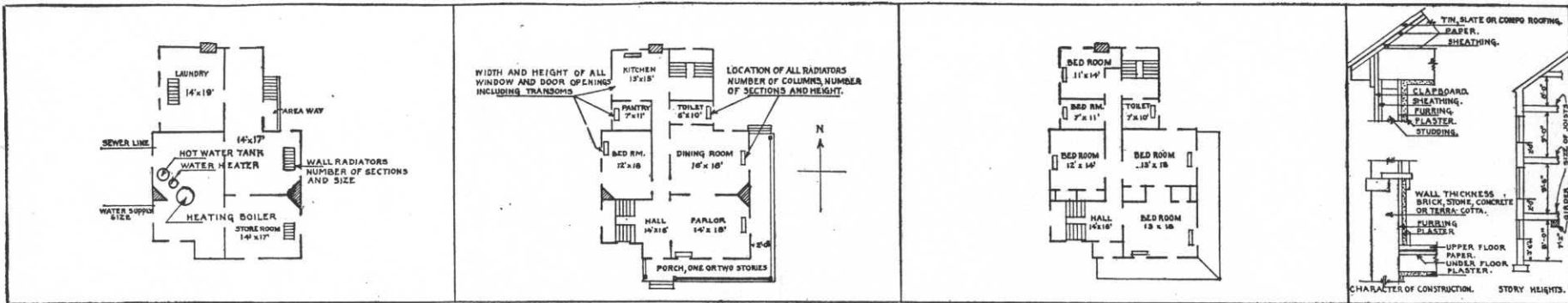


SECOND FLOOR PLAN



Character of Construction

Buildg. # 103.
Drawn by, JWH
Checked by, H.A. Green



IN SPACE BELOW SKETCH BASEMENT AND FLOOR PLANS OF BUILDINGS, GIVING DATA AS PER PLANS ABOVE

| | | |
|---|--|--|
| <p style="text-align: center;">REMARKS</p> <p>Tank is now being used in conjunction with gardening activities conducted by Alcatraz authorities, work being performed by prisoner labor. Repaired and maintained by Alcatraz.</p> | | <p style="text-align: center;">REMARKS</p> |
| | | |

INSTRUCTIONS


If plans of building are available, forward copy of same showing information called for above. These plans should be checked against the building and any variations from same in the building as constructed should be noted.

If plans are not available make sketch plans and elevation in spaces above. The plans shown are typical of "quarters." Similar plans may be made for all types of buildings. There are 10 squares to the inch. Each square will represent 1', 2', 4', or 8', etc., as may be necessary to show entire building in the space allowed. Show inside dimensions and designation of each room. Indicate location of water and sewer connections. In space under heading "Details" show character of construction, story heights, etc.

See Revised Form 117

Post Plan No.

O. Q. M. G.: Plan No. Unknown Building No. 143



WAR DEPARTMENT
 O. Q. M. G. Form No. 117 (Old No. 173 A)
 Revised Aug. 21, 1924

Place Fort McDowell, Angel Island California.
 Designation of building ~~Slop Dock East Garrison~~ Recreation Pier Capacity
 Total cost, \$ 150:00 Date completed 1912-Estimated
 Material: Walls Foundation Piles
 Roof Floors Wood
 Total floor area above basement, square feet
 Size: Main building 22' x 42' Wings Basement
 a Height of first floor above ground
 (How heated) How lighted
 b Water connections
 (Type of heat) Sewer connections
 c Gas connections
 (Type of domestic hot water heater)

COOKING RANGES INSTALLED

Coal, No.
 Gas, No.
 Electric, No.
 Oil, No.
 Steam, No.

METERS INSTALLED

Gas, No.
 Electric, No.
 Oil, No.
 Steam, No.
 Water, No.

ADDITIONS AND INSTALLATIONS

(Below enter chronologically all modifications, additions, introductions of water, sewer, lights, heating, etc.)

| DATE | | COST | DATE | COST |
|-----------------|---|------|------|------|
| <u>10-27-36</u> | <u>Designation changed from Slop Dock to Recreation Pier.</u> | | | |
| | | | | |
| | | | | |
| | | | | |
| | | | | |
| | | | | |
| | | | | |
| | | | | |
| | | | | |
| | | | | |
| | | | | |
| | | | | |
| | | | | |
| | | | | |
| | | | | |
| | | | | |
| | | | | |
| | | | | |
| | | | | |
| | | | | |
| | | | | |
| | | | | |

*Salvaged
 7-27-40*

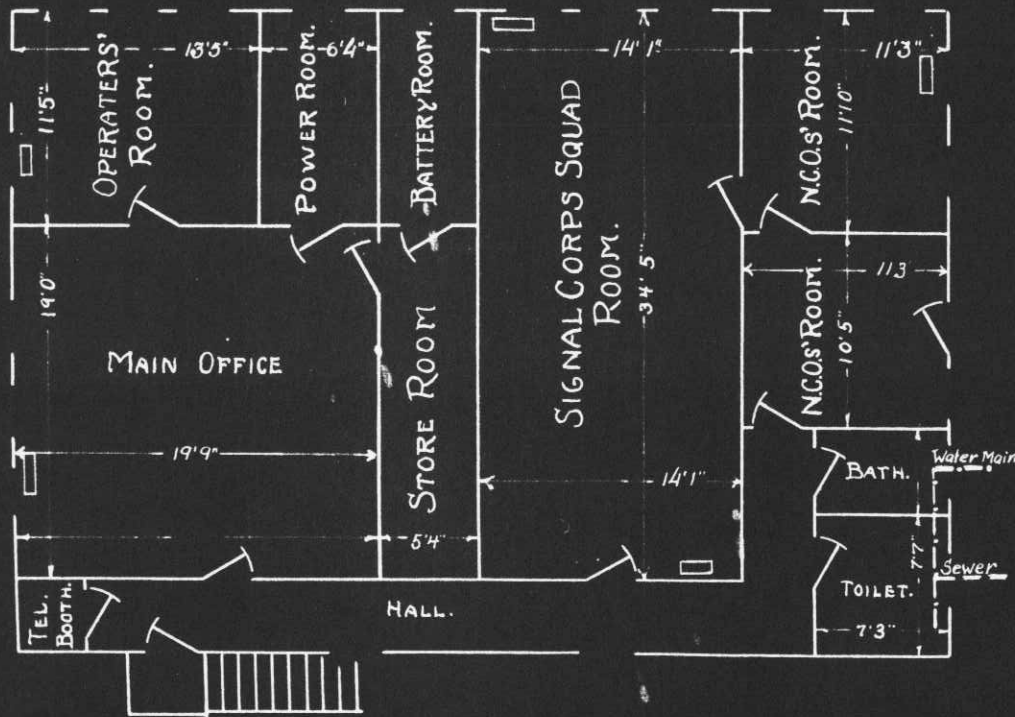
INSTRUCTIONS.—“a” State whether heated from central heating or by individual heating plants, stoves, furnaces, or fireplaces.
 “b” State whether steam, vapor, hot water, or hot air.
 “c” State whether gas, coal, oil, or central heating plant.

See reverse side of form.

Bldg. No 148

Drawn by, J.W.H.

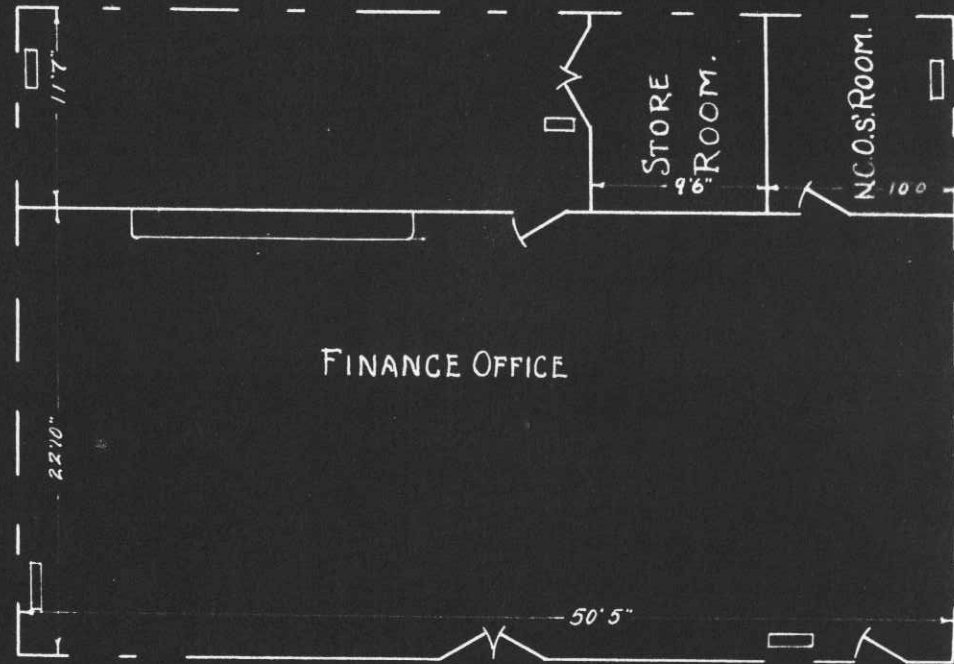
Checked by, N. A. Green



FIRST FLOOR PLAN.

Scale $\frac{1}{8}'' = 10''$

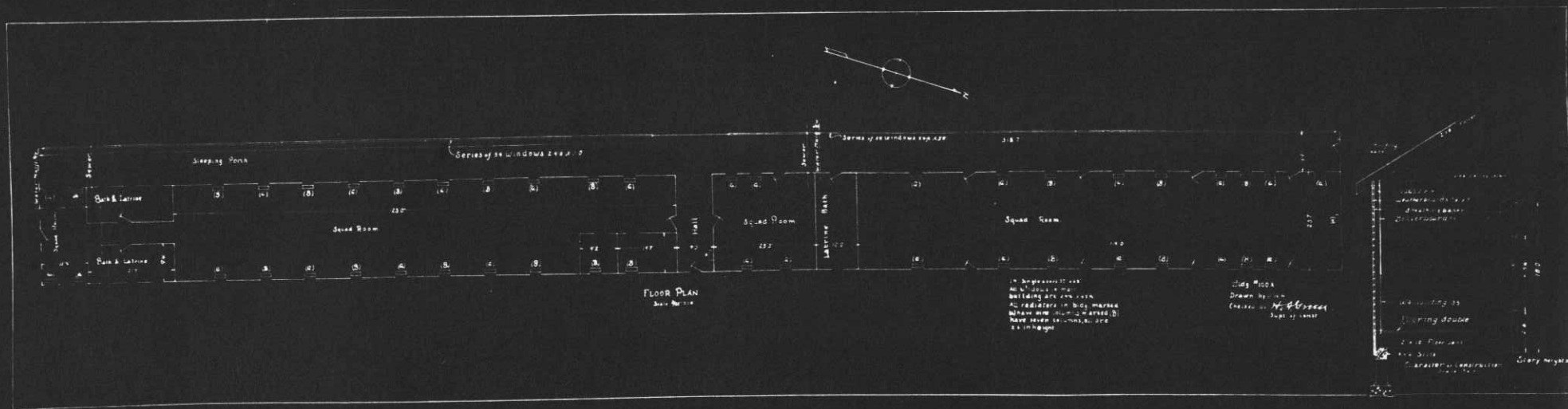
FIVE RADIATORS ON FIRST FLOOR
THREE " HAVE SIX SECTIONS
TWO " " NINE "



SECOND FLOOR PLAN.

Scale $\frac{1}{8}'' = 10''$

FIVE RADIATORS ON SECOND FLOOR
TWO " HAVE SIX SECTIONS
THREE " " NINE "



FLOOR PLAN
Scale 1/8" = 1'-0"

1. In Appendix 10 see
 No. 10, 11, 12, 13, 14
 Building and its parts
 2. Red letters in big marks
 below are room numbers. 3.
 Have been taken, 4. are
 exchange

Dwg. No. 100
 Drawn by
 Checked by *H. H. Hopper*
 Sup. of Const.

1. 100
 2. 100
 3. 100
 4. 100
 5. 100
 6. 100
 7. 100
 8. 100
 9. 100
 10. 100
 11. 100
 12. 100
 13. 100
 14. 100
 15. 100
 16. 100
 17. 100
 18. 100
 19. 100
 20. 100
 21. 100
 22. 100
 23. 100
 24. 100
 25. 100
 26. 100
 27. 100
 28. 100
 29. 100
 30. 100
 31. 100
 32. 100
 33. 100
 34. 100
 35. 100
 36. 100
 37. 100
 38. 100
 39. 100
 40. 100
 41. 100
 42. 100
 43. 100
 44. 100
 45. 100
 46. 100
 47. 100
 48. 100
 49. 100
 50. 100
 51. 100
 52. 100
 53. 100
 54. 100
 55. 100
 56. 100
 57. 100
 58. 100
 59. 100
 60. 100
 61. 100
 62. 100
 63. 100
 64. 100
 65. 100
 66. 100
 67. 100
 68. 100
 69. 100
 70. 100
 71. 100
 72. 100
 73. 100
 74. 100
 75. 100
 76. 100
 77. 100
 78. 100
 79. 100
 80. 100
 81. 100
 82. 100
 83. 100
 84. 100
 85. 100
 86. 100
 87. 100
 88. 100
 89. 100
 90. 100
 91. 100
 92. 100
 93. 100
 94. 100
 95. 100
 96. 100
 97. 100
 98. 100
 99. 100
 100. 100